

Easy Keto Diet Cookbook

Simple Low-Carb, High-Fat Recipes with Clear Steps, Quick Prep, and Pantry-Friendly Swaps for Satisfying, Flavor-Forward, Convenient Everyday Cooking, Full-Color Edition

Copyright

© 2025 by Marla Silverwood. All rights reserved. No part of this book may be copied, reproduced, distributed, or transmitted in any form, whether digital or print, without prior written permission from the copyright holder. Exceptions are made for brief quotations used in reviews or permitted by U.S. copyright law.

Disclaimer

This cookbook is intended for informational and educational purposes only. It should not replace professional medical advice, diagnosis, or treatment. Always consult your physician or qualified healthcare provider before beginning any diet, especially if you have existing health conditions. Results will vary, and some recipes may not be suitable for everyone. The author and publisher accept no responsibility for any outcomes resulting from the use of this book.

Contents

Introduction.....	7
Breakfast	8
SUNRISE KETO AVOCADO BACON CUPS.....	9
POWER-UP KETO OMELETTE MUFFINS.....	9
FLUFFY ALMOND FLOUR PANCAKES.....	10
KETO AVOCADO & EGG SALAD BOWL.....	10
STUFFED MUSHROOMS WITH SPINACH & BACON.....	11
SPICED COCONUT CHIA PUDDING.....	11
ZESTY LEMON BLUEBERRY KETO MUFFINS.....	12
SAVORY SAUSAGE & SPINACH FRITTATA.....	12
PROTEIN-PACKED KETO BREAKFAST CASSEROLE.....	13
SMOKY SALMON & CREAM CHEESE ROLL-UPS.....	13
KETO ALMOND JOY GRANOLA.....	14
STRAWBERRY VANILLA KETO SMOOTHIE BOWL.....	14
SAUSAGE & PEPPER BREAKFAST TACOS.....	15
BACON-WRAPPED ASPARAGUS SOLDIERS.....	15
HEARTY KETO LOX & AVOCADO TOAST.....	16
CREAMY KETO COCONUT PORRIDGE.....	16
BAKED HAM & EGG BREAKFAST CUPS.....	17
KETO CHOCOLATE HAZELNUT SPREAD.....	17
SPICY CHORIZO & EGG BREAKFAST SKILLET.....	18
CINNAMON SWIRL KETO PROTEIN PANCAKES.....	18
KETO GREEN MACHINE SMOOTHIE.....	19
STUFFED KETO BREAKFAST PEPPERS.....	19
Beef, Pork, and Lamb	20
SIZZLING KETO BEEF STIR-FRY.....	21
HERB-INFUSED LAMB CHOPS.....	21
GARLIC-BUTTER GRILLED PORK CHOPS.....	22
CRISPY BEEF WITH CREAMY AVOCADO SAUCE.....	22
SPICED LAMB KEBABS WITH MINTED YOGHURT.....	23
KETO PORK RIND-CRUSTED MEATBALLS.....	23
SMOKY BBQ BEEF BRISKET.....	24
LEMON-BUTTER LAMB STEAKS.....	24
KETO CARNITAS WITH TANGY SLAW.....	25

BEEFY CAULIFLOWER RICE SKILLET.....	25
SLOW-COOKED LAMB WITH ROSEMARY GREMOLATA	26
CAJUN SPICED PORK CHOPS WITH AVOCADO SALSA	26
BALSAMIC GLAZED BEEF RIBS.....	27
CREAMY MUSTARD PORK TENDERLOIN.....	27
ZESTY LAMB TAGINE WITH CAULIFLOWER COUSCOUS	28
BACON-WRAPPED PORK TENDERLOIN.....	28
SPICY BEEF AND BROCCOLI STIR-FRY.....	29
HERBED PORK RIBS WITH KETO BBQ SAUCE	29
MOROCCAN LAMB STEW WITH KETO FLATBREAD	30
BEEF AND ZUCCHINI LASAGNA.....	30
BACON AND CHEESE STUFFED PORK CHOPS.....	31
GREEK-STYLE MARINATED LAMB SKEWERS	31
Soups and Stews.....	32
CREAMY AVOCADO AND CILANTRO SOUP	33
SLOW COOKER BEEF AND VEGGIE STEW	33
SPICY SAUSAGE AND KALE SOUP	34
ROASTED RED PEPPER AND CAULIFLOWER SOUP	34
TUSCAN STYLE CHICKEN STEW	35
SMOKY BACON AND MUSHROOM SOUP	35
LUSCIOUS LOBSTER BISQUE	36
HEARTY HAMBURGER SOUP	36
CREAMY BROCCOLI AND CHEDDAR SOUP	37
SPICED PUMPKIN SOUP.....	37
MEDITERRANEAN SEAFOOD STEW	38
COCONUT CURRY SHRIMP SOUP.....	38
ZESTY ZUCCHINI AND TOMATO SOUP.....	39
RICH AND HEARTY BEEF BONE BROTH.....	39
CAJUN CHICKEN AND SAUSAGE GUMBO.....	40
AROMATIC THAI COCONUT SOUP.....	40
RUSTIC ITALIAN MEATBALL SOUP.....	41
SMOKY CHIPOTLE CHICKEN STEW.....	41
SAVORY CLAM CHOWDER.....	42
HEARTY HARVEST VEGETABLE STEW	42
CREAMY ASPARAGUS ALMOND SOUP.....	43
SPICED MOROCCAN LAMB STEW.....	43
Fish and Seafood.....	44
OCEAN'S BOUNTY BAKED SALMON	45
KETO-FRIENDLY SHRIMP SCAMPI.....	45
HARBOR'S DELIGHT TUNA STEAKS	46
SAVORY SEASIDE LOBSTER BISQUE	46

TANGY LEMON BUTTER HALIBUT	47
OCEANIC TWIST CRAB CAKES	47
ZESTY LIME AND CHILLI PRAWNS.....	48
KETO CAJUN CATFISH.....	48
SUNSET GRILLED SWORDFISH.....	49
LOW-CARB SEAFOOD CHOWDER	49
CRISPY SKIN BARRAMUNDI DELIGHT	50
CREAMY GARLIC BUTTER SCALLOPS.....	50
TUSCAN INSPIRED KETO COD	51
SHELLFISH PLATTER WITH KETO AIOLI.....	51
TROPICAL COCONUT LIME SHRIMP.....	52
HERB-INFUSED BAKED TROUT	52
SPICY BLACKENED MAHI-MAHI	53
MEDITERRANEAN STUFFED CALAMARI	53
KETO-FRIENDLY CLAM CHOWDER.....	54
ALMOND CRUSTED FLOUNDER.....	54
SEAFOOD PAELLA, KETO STYLE	55
GRILLED OCTOPUS WITH LEMON AND CAPERS.....	55
Snacks and Appetizers	56
CREAMY AVOCADO KETO SPRING ROLLS.....	57
CUCUMBER BOATS WITH TUNA SALAD.....	57
SAVORY BACON-WRAPPED ASPARAGUS SPEARS	58
SPICY JALAPENO POPPERS WITH CREAM CHEESE	58
KETO-FRIENDLY PARMESAN CRISPS	59
CAULIFLOWER BITES WITH SPICY BUFFALO SAUCE.....	59
DECADENT DARK CHOCOLATE ALMOND CLUSTERS.....	60
CRUNCHY ZUCCHINI CHIPS WITH GARLIC AIOLI	60
HERBED GOAT CHEESE STUFFED BELL PEPPERS.....	61
SMOKY BBQ CHICKEN DRUMETTES.....	61
MINIATURE PORTOBELLO MUSHROOM PIZZAS	62
CHILI LIME SHRIMP SKEWERS	62
PROVOLONE AND SALAMI ROLL-UPS	63
CRUNCHY KALE CHIPS WITH SEA SALT.....	63
SPICED CINNAMON PECAN ROAST	64
TANGY LEMON GARLIC OLIVES.....	64
CHIVE AND CREAM CHEESE DEVEILED EGGS	65
CRAB STUFFED AVOCADO HALVES	65
SMOKED SALMON CUCUMBER BITES	66
ALMOND FLOUR CHEESE STRAWS	66
SPICY ITALIAN SAUSAGE BALLS.....	67
BLUE CHEESE-STUFFED CELERY STICKS.....	67

Desserts	68
FUDGY KETO BROWNIE BLISS	69
HEAVENLY HAZELNUT KETO TRUFFLES	69
DECADENT DARK CHOCOLATE KETO MOUSSE.....	70
LOW-CARB LEMON & BLUEBERRY CHEESECAKE	70
KETO CINNAMON SNICKERDOODLE COOKIES	71
RASPBERRY RIPPLE KETO ICE CREAM	71
IRRESISTIBLE ALMOND JOY KETO BARS	72
MAPLE PECAN KETO TART	72
VELVETY VANILLA KETO PUDDING	73
CHOCOLATE CHIP COCONUT KETO COOKIES.....	73
STRAWBERRY SWIRL KETO GELATO.....	74
KETO CHOCOLATE-DIPPED MACAROONS.....	74
BLACKBERRY BURST KETO PARFAIT	75
COCOA AND CREAM KETO CUPCAKES.....	75
LUSCIOUS LIME KETO SHERBET	76
KETO TIRAMISU FOR TWO	76
MATCHA GREEN TEA KETO CHEESECAKE	77
MINI PEANUT BUTTER KETO PIES.....	77
KETO DOUBLE CHOCOLATE CHUNK COOKIES.....	78
CHERRY ALMOND KETO CLAFOUTIS.....	78
KETO PUMPKIN SPICE MUFFINS	79
LAVISH LEMON KETO TARTLETS.....	79
Conclusion	80

Introduction

Welcome to the 'Keto Diet Cookbook', a culinary adventure that invites you to explore the vibrant and flavorful world of ketogenic cooking. As you turn these pages, you're not just opening a cookbook; you're stepping into a lifestyle that celebrates health, vitality, and the joy of eating well. Whether you're a seasoned keto enthusiast or just beginning your journey, this collection is designed to inspire and empower you with the tools and knowledge to transform your kitchen into a haven of delicious, nourishing meals.

Imagine the sizzle of fresh ingredients hitting a hot pan, the aroma of herbs and spices filling the air, and the satisfaction of creating dishes that are as delightful to the palate as they are beneficial to your well-being. Here, you'll discover the art of balancing flavors and textures while adhering to the principles of the ketogenic diet, unlocking a world where indulgence and nutrition coexist harmoniously.

This cookbook is more than a guide; it's an invitation to rediscover the joy of cooking and eating with intention. You'll learn how to craft meals that not only support your health goals but also bring excitement and creativity to your table. Each recipe is a testament to the endless possibilities of keto cuisine, proving that dietary choices need not be restrictive but rather an opportunity for culinary exploration and personal growth.

Embrace this journey with an open heart and a curious spirit. As you experiment with new ingredients and techniques, you'll find that the keto lifestyle is not just about what you eat, but how you live. It's a celebration of flavors, a commitment to health, and a path to discovering the best version of yourself. Welcome to a world where every meal is a chance to nourish your body and soul. Let's cook, explore, and thrive together.

Breakfast





SUNRISE KETO AVOCADO BACON CUPS



Servings:
6



Prep:
15 min



Cook:
20 min



Equipment: Muffin tin, Oven, Mixing bowl



Ingredients:

- 3 medium avocados
- 6 slices bacon
- 6 large eggs
- 1/4 cup shredded cheddar cheese
- 1/4 tsp salt
- 1/4 tsp black pepper
- 1 tbsp chopped chives (optional)



Directions:

1. Preheat the oven to 400°F (200°C).
2. Cook bacon slices in a skillet over medium heat until slightly crispy, about 5 minutes. Drain on paper towels.
3. Halve the avocados and remove the pits. Scoop out a small amount of flesh to create space for the eggs.
4. Place avocado halves in a muffin tin to stabilize them. Crack an egg into each avocado half.
5. Sprinkle with salt, pepper, and cheddar cheese. Top with a bacon slice.
6. Bake in the oven for 15 minutes, or until the eggs are set to your liking.
7. Garnish with chopped chives before serving, if desired.



Nutritional Information:

Calories: 280, Protein: 12g, Carbohydrates: 6g, Fat: 24g, Fiber: 4g, Cholesterol: 210 mg, Sodium: 320 mg, Potassium: 550 mg



POWER-UP KETO OMELETTE MUFFINS



Servings:
12



Prep:
15 min



Bake:
20 min



Equipment: Muffin Tin, Mixing Bowl, Whisk



Ingredients:

- 8 large eggs
- 1/2 cup heavy cream
- 1 cup shredded cheddar cheese
- 1/2 cup diced bell peppers
- 1/2 cup chopped spinach
- 1/4 cup diced cooked bacon
- 1/4 tsp salt
- 1/4 tsp black pepper



Directions:

1. Preheat the oven to 375°F (190°C) and grease a muffin tin.
2. In a mixing bowl, whisk together the eggs, heavy cream, salt, and black pepper until well combined.
3. Stir in the cheddar cheese, bell peppers, spinach, and bacon.
4. Pour the mixture evenly into the prepared muffin tin, filling each cup about 3/4 full.
5. Bake for 20 minutes or until the muffins are set and lightly golden on top.
6. Allow to cool slightly before removing from the tin. Serve warm.



Nutritional Information:

Calories: 150, Protein: 10g, Carbohydrates: 2g, Fat: 12g, Fiber: 0g, Cholesterol: 135mg, Sodium: 250mg, Potassium: 100mg



FLUFFY ALMOND FLOUR PANCAKES



Servings:
4



Prep:
10 min



Cook:
15 min



Equipment: Mixing Bowl, Whisk, Non-stick Skillet



Ingredients:

- 1 cup Almond Flour
- 2 tsp Baking Powder
- 2 large Eggs
- 1/4 cup Unsweetened Almond Milk
- 1 tbsp Erythritol (or preferred keto sweetener)
- 1 tsp Vanilla Extract
- 1/4 tsp Salt
- 2 tbsp Butter (for cooking)



Directions:

1. In a mixing bowl, whisk together almond flour, baking powder, erythritol, and salt.
2. In a separate bowl, beat the eggs, then add almond milk and vanilla extract.
3. Combine the wet ingredients with the dry ingredients, mixing until smooth.
4. Heat a non-stick skillet over medium heat and melt a portion of the butter.
5. Pour 1/4 cup of batter onto the skillet for each pancake, cooking until bubbles form on the surface and edges are set, about 2-3 minutes.
6. Flip and cook for another 1-2 minutes until golden brown.
7. Repeat with remaining batter, adding more butter as needed.



Nutritional Information:

Calories: 210, Protein: 8g, Carbohydrates: 5g, Fat: 18g, Fiber: 3g, Cholesterol: 105mg, Sodium: 220mg, Potassium: 60mg



KETO AVOCADO & EGG SALAD BOWL



Servings:
2



Prep:
15 min



Cook:
10 min



Equipment: Medium Pot, Large Mixing Bowl, Cutting Board, Sharp Knife



Ingredients:

- 4 large eggs
- 1 ripe avocado, diced
- 1/2 cup cucumber, diced
- 1/2 cup cherry tomatoes, halved
- 1/4 red onion, finely chopped
- 2 tbsp mayonnaise (sugar-free, keto-friendly)
- 1 tbsp extra virgin olive oil
- 1 tsp lemon juice
- 1/2 tsp Dijon mustard
- Salt & black pepper to taste
- 2 tbsp chopped fresh parsley
- 1 tbsp pumpkin seeds (optional, for crunch)



Directions:

1. Place the eggs in a pot, cover with water, and bring to a boil. Cook for 8–10 minutes, then cool, peel, and chop.
2. In a large mixing bowl, combine the diced avocado, cucumber, cherry tomatoes, and red onion.
3. Add the chopped eggs to the vegetables.
4. In a small bowl, whisk together mayonnaise, olive oil, lemon juice, Dijon mustard, salt, and pepper.
5. Pour the dressing over the salad and toss gently to coat.
6. Garnish with parsley and sprinkle with pumpkin seeds before serving.



Nutritional Information:

Calories: 390, Protein: 14g, Carbohydrates: 6g, Fat: 34g, Fiber: 4g, Cholesterol: 320mg, Sodium: 310mg, Potassium: 720mg



STUFFED MUSHROOMS WITH SPINACH & BACON



Servings:
2



Prep:
15 min



Cook:
20 min



Equipment: Baking Tray, Mixing Bowl, Cutting Board, Sharp Knife, Skillet



Ingredients:

- 6 large portobello or white mushrooms
- 1 cup fresh spinach, chopped
- 3 slices bacon, chopped
- 1/2 cup cream cheese (full-fat)
- 1/4 cup shredded mozzarella cheese
- 1/4 cup shredded cheddar cheese
- 2 tbsp grated Parmesan cheese
- 2 tbsp heavy cream
- 1 tbsp olive oil
- 1 garlic clove, minced
- 1/2 tsp dried oregano
- 1 large egg (beaten, optional - makes filling richer)
- Salt & black pepper to taste
- 1 tbsp chopped fresh parsley (for garnish)



Directions:

1. Preheat oven to 375°F (190°C) and line a tray with parchment.
2. Clean mushrooms, remove stems, and hollow centers.
3. Cook bacon until crispy; set aside. In same skillet, sauté garlic and spinach 2–3 min.
4. Mix cream cheese, mozzarella, cheddar, Parmesan, spinach, bacon, oregano, cream, egg (optional), salt, and pepper until creamy.
5. Fill mushroom caps, place on tray, and bake 15–20 min until golden and bubbling. Garnish with parsley and serve warm.



Nutritional Information:

Calories: 480, Protein: 24g, Carbohydrates: 8g, Fat: 40g, Fiber: 3g, Cholesterol: 145mg, Sodium: 610mg, Potassium: 720mg



SPICED COCONUT CHIA PUDDING



Servings:
4



Prep:
10 min



Chill:
2 h



Equipment: Mixing Bowl, Whisk, Measuring Cups



Ingredients:

- 1 cup coconut milk
- 1/4 cup chia seeds
- 1 tbsp unsweetened shredded coconut
- 1 tsp vanilla extract
- 1/2 tsp ground cinnamon
- 1/4 tsp ground nutmeg
- 2 tbsp erythritol or preferred keto sweetener
- Pinch of salt



Directions:

1. In a mixing bowl, combine the coconut milk, chia seeds, shredded coconut, vanilla extract, ground cinnamon, ground nutmeg, erythritol, and a pinch of salt.
2. Whisk the mixture thoroughly until all ingredients are well combined.
3. Cover the bowl and refrigerate for at least 2 hours, allowing the chia seeds to absorb the liquid and thicken.
4. After chilling, stir the pudding to ensure even consistency.
5. Serve in individual bowls and enjoy as a delicious keto breakfast.



Nutritional Information:

Calories: 180, Protein: 3g, Carbohydrates: 6g, Fat: 15g, Fiber: 5g, Cholesterol: 0mg, Sodium: 50mg, Potassium: 150mg



ZESTY LEMON BLUEBERRY KETO MUFFINS



Servings:
12



Prep:
15 min



Bake:
25 min



Equipment: Muffin Tin, Mixing Bowls, Whisk



Ingredients:

- 1 1/2 cups Almond Flour
- 1/2 cup Erythritol
- 1 tsp Baking Powder
- 1/4 tsp Salt
- 3 large Eggs
- 1/3 cup Unsalted Butter, melted
- 1/4 cup Fresh Lemon Juice
- 1 tbsp Lemon Zest
- 1 tsp Vanilla Extract
- 1 cup Fresh Blueberries



Directions:

1. Preheat the oven to 350°F and line a muffin tin with paper liners.
2. In a large bowl, whisk together almond flour, erythritol, baking powder, and salt.
3. In another bowl, combine eggs, melted butter, lemon juice, lemon zest, and vanilla extract.
4. Pour the wet ingredients into the dry ingredients and mix until just combined. Gently fold in the blueberries.
5. Divide the batter evenly among the muffin cups and bake for 25 minutes, or until a toothpick inserted into the center comes out clean.



Nutritional Information:

Calories: 150, Protein: 5g, Carbohydrates: 6g, Fat: 13g, Fiber: 3g, Cholesterol: 55mg, Sodium: 90mg, Potassium: 50mg



SAVORY SAUSAGE & SPINACH FRITTATA



Servings:
6



Prep:
10 min



Cook:
25 min



Equipment: Oven-safe skillet, Whisk, Mixing bowl



Ingredients:

- 8 oz breakfast sausage
- 2 cups fresh spinach, chopped
- 8 large eggs
- 1/4 cup heavy cream
- 1/2 cup shredded cheddar cheese
- 1/4 tsp salt
- 1/4 tsp black pepper
- 1 tbsp olive oil



Directions:

1. Preheat your oven to 350°F (175°C).
2. In an oven-safe skillet, heat olive oil over medium heat and cook the sausage until browned.
3. Add the chopped spinach to the skillet and sauté until wilted.
4. In a mixing bowl, whisk together the eggs, heavy cream, salt, and pepper.
5. Pour the egg mixture over the sausage and spinach in the skillet. Sprinkle cheddar cheese on top.
6. Transfer the skillet to the preheated oven and bake for 20–25 minutes, or until the frittata is set and the top is golden.
7. Let it cool slightly before slicing and serving.



Nutritional Information:

Calories: 290, Protein: 18g, Carbohydrates: 2g, Fat: 23g, Fiber: 0.5g, Cholesterol: 250 mg, Sodium: 480 mg, Potassium: 250 mg



PROTEIN-PACKED KETO BREAKFAST CASSEROLE



Servings:
6



Prep:
20 min



Cook:
35 min



Equipment: Oven, Skillet, Baking Dish



Ingredients:

- 1 lb ground sausage
- 8 large eggs
- 1 cup shredded cheddar cheese
- 1/2 cup heavy cream
- 1/4 cup chopped green onions
- 1/2 tsp garlic powder
- 1/4 tsp salt
- 1/4 tsp black pepper



Directions:

1. Preheat the oven to 375°F (190°C).
2. In a skillet over medium heat, cook the sausage until browned. Drain excess fat.
3. In a large bowl, whisk together the eggs, heavy cream, garlic powder, salt, and pepper.
4. Stir in the cooked sausage, cheddar cheese, and green onions.
5. Pour the mixture into a greased baking dish and bake for 35 minutes, or until the center is set.



Nutritional Information:

Calories: 350, Protein: 22g, Carbohydrates: 3g, Fat: 28g,
Fiber: 0g, Cholesterol: 250 mg, Sodium: 650 mg,
Potassium: 250 mg



SMOKY SALMON & CREAM CHEESE ROLL-UPS



Rolls:
8



Prep:
20 min



Chill:
30 min



Equipment: Sharp Knife, Cutting Board, Plastic Wrap



Ingredients:

- 8 oz Smoked Salmon
- 8 oz Cream Cheese, softened
- 1 tbsp Fresh Dill, chopped
- 1 tbsp Lemon Juice
- 1 tsp Capers, drained
- 1/4 tsp Black Pepper



Directions:

1. Lay out the smoked salmon slices on a cutting board.
2. In a bowl, mix cream cheese, dill, lemon juice, capers, and black pepper until smooth.
3. Spread a thin layer of the cream cheese mixture over each salmon slice.
4. Carefully roll up each salmon slice, securing with plastic wrap.
5. Chill the rolls in the refrigerator for 30 minutes to set.
6. Remove from the fridge, unwrap, and slice each roll into bite-sized pieces.



Nutritional Information:

Calories: 120, Protein: 8g, Carbohydrates: 1g, Fat: 10g,
Fiber: 0g, Cholesterol: 30mg, Sodium: 300mg, Potassium:
150mg



KETO ALMOND JOY GRANOLA



Servings:
8



Prep:
15 min



Bake:
25 min



Equipment: Baking Sheet, Mixing Bowl, Parchment Paper



Ingredients:

- 2 cups sliced almonds
- 1 cup unsweetened shredded coconut
- 1/2 cup chopped pecans
- 1/4 cup cocoa powder
- 1/4 cup coconut oil, melted
- 1/4 cup sugar-free chocolate chips
- 2 tbsp erythritol or your preferred keto sweetener
- 1 tsp vanilla extract
- 1/2 tsp salt



Directions:

1. Preheat the oven to 325°F (160°C) and line a baking sheet with parchment paper.
2. In a mixing bowl, combine sliced almonds, shredded coconut, chopped pecans, and cocoa powder.
3. In a separate bowl, mix melted coconut oil, erythritol, vanilla extract, and salt, then pour over the dry ingredients, stirring until well coated.
4. Spread the mixture evenly on the prepared baking sheet.
5. Bake for 20-25 minutes, stirring halfway through, until golden brown and fragrant.
6. Remove from oven and let cool completely, then stir in the sugar-free chocolate chips.



Nutritional Information:

Calories: 210, Protein: 4g, Carbohydrates: 6g, Fat: 20g, Fiber: 4g, Cholesterol: 0mg, Sodium: 75mg, Potassium: 150mg



STRAWBERRY VANILLA KETO SMOOTHIE BOWL



Servings:
2



Prep:
10 min



Chill:
5 min



Equipment: Blender, Mixing Bowl, Spoon



Ingredients:

- 1 cup frozen strawberries
- 1/2 cup unsweetened almond milk
- 1/4 cup full-fat Greek yogurt
- 1 tbsp chia seeds
- 1 tsp vanilla extract
- 1 tbsp unsweetened shredded coconut (optional topping)
- 1 tbsp sliced almonds (optional topping)



Directions:

1. Combine frozen strawberries, almond milk, Greek yogurt, chia seeds, and vanilla extract in a blender.
2. Blend until smooth and creamy.
3. Pour the mixture into a mixing bowl.
4. Chill in the refrigerator for 5 minutes to thicken.
5. Top with shredded coconut and sliced almonds before serving.



Nutritional Information:

Calories: 150, Protein: 6g, Carbohydrates: 10g, Fat: 10g, Fiber: 4g, Cholesterol: 5mg, Sodium: 60mg, Potassium: 300mg



SAUSAGE & PEPPER BREAKFAST TACOS



Servings:
4



Prep:
10 min



Cook:
15 min



Equipment: Skillet, Spatula, Knife



Ingredients:

- 8 oz breakfast sausage
- 1 cup bell peppers, sliced (red and green)
- 4 large eggs
- 1/4 cup shredded cheddar cheese
- 4 low-carb tortillas
- 2 tbsp olive oil
- Salt and pepper to taste



Directions:

1. Heat 1 tbsp of olive oil in a skillet over medium heat; add sausage and cook until browned.
2. Add bell peppers to the skillet and sauté until they are tender.
3. In a separate bowl, whisk eggs with salt and pepper, then pour into the skillet.
4. Stir gently until eggs are cooked through, then sprinkle with cheddar cheese.
5. Warm tortillas in a separate pan with remaining olive oil, then fill with sausage mixture.
6. Serve immediately, garnished with additional cheese if desired.



Nutritional Information:

Calories: 350, Protein: 20g, Carbohydrates: 5g, Fat: 28g, Fiber: 2g, Cholesterol: 220 mg, Sodium: 650 mg, Potassium: 300 mg



BACON-WRAPPED ASPARAGUS SOLDIERS



Servings:
4



Prep:
10 min



Cook:
15 min



Equipment: Baking Sheet, Parchment Paper, Tongs



Ingredients:

- 1 lb asparagus, trimmed
- 8 slices bacon
- 1 tsp garlic powder
- 1/2 tsp black pepper
- 1 tbsp olive oil



Directions:

1. Preheat the oven to 400°F (200°C) and line a baking sheet with parchment paper.
2. Toss the asparagus with olive oil, garlic powder, and black pepper in a bowl.
3. Wrap each asparagus spear with a slice of bacon, securing the ends by tucking them underneath.
4. Arrange the bacon-wrapped asparagus on the prepared baking sheet.
5. Bake for 12–15 minutes, or until the bacon is crispy and the asparagus is tender.
6. Use tongs to transfer to a serving plate and enjoy warm.



Nutritional Information:

Calories: 200, Protein: 10g, Carbohydrates: 4g, Fat: 16g, Fiber: 2g, Cholesterol: 30mg, Sodium: 400mg, Potassium: 250mg



HEARTY KETO LOX & AVOCADO TOAST



Servings:
2



Prep:
10 min



Cook:
5 min



Equipment: Toaster, Mixing Bowl, Knife



Ingredients:

- 2 slices almond flour bread
- 1 ripe avocado
- 4 oz smoked salmon (lox)
- 1 tbsp lemon juice
- 1 tbsp olive oil
- 1 tsp capers
- Salt and pepper to taste
- Optional: fresh dill for garnish



Directions:

1. Toast the almond flour bread slices until golden brown.
2. In a mixing bowl, mash the avocado with lemon juice, olive oil, salt, and pepper.
3. Spread the avocado mixture evenly over the toasted bread slices.
4. Top each slice with 2 oz of smoked salmon.
5. Sprinkle capers over the salmon and garnish with fresh dill if desired.



Nutritional Information:

Calories: 350, Protein: 15g, Carbohydrates: 8g, Fat: 28g, Fiber: 5g, Cholesterol: 30mg, Sodium: 600mg, Potassium: 500mg



CREAMY KETO COCONUT PORRIDGE



Servings:
4



Prep:
10 min



Cook:
5 min



Equipment: Medium saucepan, Whisk, Measuring cups and spoons



Ingredients:

- 1 cup unsweetened coconut milk
- 1 cup water
- 1/2 cup unsweetened shredded coconut
- 1/4 cup almond flour
- 2 tablespoons chia seeds
- 1 tablespoon coconut oil
- 1 teaspoon vanilla extract
- 1/4 teaspoon ground cinnamon
- 1/8 teaspoon salt
- Optional: sweetener of choice, to taste



Directions:

1. In a medium saucepan, combine the coconut milk, water, shredded coconut, and almond flour.
2. Heat the mixture over medium heat, stirring frequently, until it begins to simmer.
3. Stir in the chia seeds, coconut oil, vanilla extract, cinnamon, and salt.
4. Continue to cook for 3–5 minutes, stirring occasionally, until the porridge thickens to your desired consistency.
5. Remove from heat and sweeten to taste, if desired. Serve warm.



Nutritional Information:

Calories: 210, Protein: 4g, Carbohydrates: 8g, Fat: 20g, Fiber: 5g, Cholesterol: 0mg, Sodium: 60mg, Potassium: 180mg



BAKED HAM & EGG BREAKFAST CUPS



Servings:
6



Prep:
10 min



Bake:
15 min



Equipment: Muffin Tin, Oven, Mixing Bowl



Ingredients:

- 6 slices of ham (thinly sliced)
- 6 large eggs
- 1/2 cup shredded cheddar cheese
- 1/4 cup heavy cream
- 1/4 tsp salt
- 1/4 tsp black pepper
- 1 tbsp chopped chives (optional)



Directions:

1. Preheat the oven to 375°F (190°C).
2. Line each muffin tin cup with a slice of ham, pressing it into the sides to form a cup shape.
3. In a mixing bowl, whisk together the eggs, heavy cream, salt, and pepper until well combined.
4. Pour the egg mixture evenly into each ham cup, filling about three-quarters full.
5. Sprinkle shredded cheddar cheese on top of each cup.
6. Bake in the preheated oven for 15 minutes, or until the eggs are set.
7. Garnish with chopped chives before serving, if desired.



Nutritional Information:

Calories: 150, Protein: 12g, Carbohydrates: 1g, Fat: 11g,
Fiber: 0g, Cholesterol: 210 mg, Sodium: 450 mg,
Potassium: 120 mg



KETO CHOCOLATE HAZELNUT SPREAD



Cups:
2



Prep:
10 min



Cook:
5 min



Equipment: Food Processor, Saucepan, Spatula



Ingredients:

- 1 cup raw hazelnuts
- 1/4 cup unsweetened cocoa powder
- 1/2 cup powdered erythritol
- 1/4 cup coconut oil
- 1 tsp vanilla extract
- 1/4 tsp salt



Directions:

1. Preheat a saucepan over medium heat and toast the hazelnuts for 5 minutes, stirring frequently.
2. Transfer the toasted hazelnuts to a food processor and blend until they form a smooth butter.
3. Add the cocoa powder, erythritol, coconut oil, vanilla extract, and salt to the hazelnut butter.
4. Blend until all ingredients are well combined and the mixture is smooth.
5. Transfer the spread to a jar and let it cool before serving.



Nutritional Information:

Calories: 180, Protein: 3g, Carbohydrates: 5g, Fat: 18g,
Fiber: 3g, Cholesterol: 0mg, Sodium: 30mg, Potassium:
150mg



SPICY CHORIZO & EGG BREAKFAST SKILLET



Servings:
4



Prep:
10 min



Cook:
15 min



Equipment: Skillet, Spatula, Knife



Ingredients:

- 8 oz chorizo sausage, sliced
- 6 large eggs
- 1 cup bell peppers, diced
- 1/2 cup onion, diced
- 1 tbsp olive oil
- 1/2 tsp smoked paprika
- Salt and pepper to taste
- 1/4 cup fresh cilantro, chopped (optional)



Directions:

1. Heat olive oil in a skillet over medium heat. Add chorizo slices and cook until browned, about 5 minutes.
2. Add diced onions and bell peppers to the skillet. Sauté until the vegetables are tender, about 3 minutes.
3. In a bowl, whisk together eggs, smoked paprika, salt, and pepper.
4. Pour the egg mixture over the chorizo and vegetables in the skillet. Cook, stirring gently, until the eggs are just set, about 5 minutes.
5. Garnish with fresh cilantro before serving, if desired.



Nutritional Information:

Calories: 320, Protein: 20g, Carbohydrates: 5g, Fat: 25g, Fiber: 1g, Cholesterol: 285 mg, Sodium: 750 mg, Potassium: 350 mg



CINNAMON SWIRL KETO PROTEIN PANCAKES



Servings:
4



Prep:
10 min



Cook:
15 min



Equipment: Non-stick skillet, Mixing bowl, Whisk



Ingredients:

- 1 cup almond flour
- 2 tbsp coconut flour
- 1 tsp baking powder
- 1/2 tsp ground cinnamon
- 1/4 cup protein powder (vanilla or unflavored)
- 2 large eggs
- 1/2 cup unsweetened almond milk
- 1 tbsp melted butter
- 1 tsp vanilla extract
- 2 tbsp erythritol (or preferred keto sweetener)



Directions:

1. In a mixing bowl, whisk together almond flour, coconut flour, baking powder, ground cinnamon, and protein powder.
2. In a separate bowl, beat the eggs, then add almond milk, melted butter, vanilla extract, and erythritol, mixing until well combined.
3. Gradually add the wet ingredients to the dry ingredients, stirring until a smooth batter forms.
4. Heat a non-stick skillet over medium heat and pour 1/4 cup of batter for each pancake.
5. Cook until bubbles form on the surface, then flip and cook until golden brown on the other side.



Nutritional Information:

Calories: 210, Protein: 12g, Carbohydrates: 6g, Fat: 16g, Fiber: 3g, Cholesterol: 105 mg, Sodium: 180 mg, Potassium: 150 mg



KETO GREEN MACHINE SMOOTHIE



Glasses:
2



Prep:
10 min



Chill:
0 min



Equipment: Blender, Measuring Cups, Measuring Spoons



Ingredients:

- 1 cup unsweetened almond milk
- 1/2 cup fresh spinach leaves
- 1/4 cup cucumber, peeled and chopped
- 1/4 avocado
- 1 tablespoon chia seeds
- 1 tablespoon fresh lemon juice
- 1 teaspoon stevia or keto-friendly sweetener
- 4–5 ice cubes



Directions:

1. Add the almond milk, spinach, cucumber, avocado, and chia seeds to the blender.
2. Pour in the lemon juice and add the sweetener.
3. Blend on high speed until smooth and creamy.
4. Add the ice cubes and blend again until the ice is crushed and the smoothie is well combined.
5. Pour into glasses and serve immediately.



Nutritional Information:

Calories: 120, Protein: 3g, Carbohydrates: 5g, Fat: 10g, Fiber: 4g, Cholesterol: 0mg, Sodium: 150mg, Potassium: 350mg



STUFFED KETO BREAKFAST PEPPERS



Servings:
4



Prep:
15 min



Cook:
25 min



Equipment: Baking Sheet, Skillet, Mixing Bowl



Ingredients:

- 4 medium bell peppers, halved and seeded
- 8 oz bacon, chopped
- 6 large eggs
- 1 cup shredded cheddar cheese
- 1/4 cup heavy cream
- 1/2 tsp salt
- 1/4 tsp black pepper
- 2 tbsp chopped chives



Directions:

1. Preheat the oven to 375°F (190°C). Place the halved bell peppers on a baking sheet.
2. In a skillet over medium heat, cook the chopped bacon until crispy. Remove and drain on paper towels.
3. In a mixing bowl, whisk together eggs, heavy cream, salt, and black pepper. Stir in cooked bacon and half of the cheddar cheese.
4. Spoon the egg mixture evenly into each bell pepper half. Top with the remaining cheese.
5. Bake in the preheated oven for 20–25 minutes, until the eggs are set and the cheese is bubbly.
6. Garnish with chopped chives before serving.



Nutritional Information:

Calories: 320, Protein: 20g, Carbohydrates: 6g, Fat: 24g, Fiber: 2g, Cholesterol: 215 mg, Sodium: 580 mg, Potassium: 450 mg



Beef, Pork, and Lamb



SIZZLING KETO BEEF STIR-FRY



Servings:
4



Prep:
15 min



Cook:
10 min



Equipment: Large Skillet, Sharp Knife, Cutting Board



Ingredients:

- 1 lb beef sirloin, thinly sliced
- 2 tsp coconut oil
- 1 cup bell peppers, sliced
- 1 cup broccoli florets
- 1/4 cup soy sauce (or tamari for gluten-free)
- 2 tsp minced garlic
- 1 tsp grated ginger
- 1/4 tsp red pepper flakes (optional)
- 2 tbsp green onions, chopped



Directions:

1. Heat 1 tbsp of coconut oil in a large skillet over medium-high heat.
2. Add the beef slices and stir-fry for 3–4 minutes until browned. Remove from skillet and set aside.
3. In the same skillet, add the remaining coconut oil. Stir in the garlic and ginger, cooking for 30 seconds until fragrant.
4. Add bell peppers and broccoli, stir-frying for 3–4 minutes until tender-crisp.
5. Return the beef to the skillet. Add soy sauce and red pepper flakes, stirring to combine. Cook for an additional 2 minutes.
6. Garnish with green onions before serving.



Nutritional Information:

Calories: 320, Protein: 28g, Carbohydrates: 8g, Fat: 20g, Fiber: 2g, Cholesterol: 75 mg, Sodium: 700 mg, Potassium: 550 mg



HERB-INFUSED LAMB CHOPS



Servings:
4



Prep:
20 min



Cook:
15 min



Equipment: Grill pan, Mixing bowl, Tongs



Ingredients:

- 1.5 lbs lamb chops
- 2 tbsp olive oil
- 1 tbsp fresh rosemary, chopped
- 1 tbsp fresh thyme, chopped
- 2 cloves garlic, minced
- 1 tsp salt
- 1/2 tsp black pepper
- 1 lemon, juiced



Directions:

1. In a mixing bowl, combine olive oil, rosemary, thyme, garlic, salt, and black pepper.
2. Rub the herb mixture evenly over the lamb chops and let them marinate for 15 minutes.
3. Preheat the grill pan over medium-high heat.
4. Grill the lamb chops for 3–4 minutes on each side, or until they reach desired doneness.
5. Remove from heat and drizzle with lemon juice before serving.



Nutritional Information:

Calories: 320, Protein: 25g, Carbohydrates: 2g, Fat: 24g, Fiber: 0g, Cholesterol: 85mg, Sodium: 450mg, Potassium: 380mg



GARLIC-BUTTER GRILLED PORK CHOPS



Servings:
4



Prep:
10 min



Cook:
15 min



Equipment: Grill, Mixing Bowl, Basting Brush



Ingredients:

- 4 (6 oz each) bone-in pork chops
- 4 tbsp unsalted butter, melted
- 4 cloves garlic, minced
- 1 tsp salt
- 1/2 tsp black pepper
- 1 tbsp fresh parsley, chopped



Directions:

1. Preheat the grill to medium-high heat.
2. In a mixing bowl, combine melted butter, minced garlic, salt, and pepper.
3. Brush both sides of the pork chops with the garlic-butter mixture.
4. Place pork chops on the grill and cook for 6–7 minutes on each side, or until the internal temperature reaches 145°F.
5. Remove from grill, let rest for 5 minutes, then garnish with chopped parsley before serving.



Nutritional Information:

Calories: 320, Protein: 28g, Carbohydrates: 1g, Fat: 23g, Fiber: 0g, Cholesterol: 90mg, Sodium: 600mg, Potassium: 450mg



CRISPY BEEF WITH CREAMY AVOCADO SAUCE



Servings:
4



Prep:
20 min



Cook:
15 min



Equipment: Skillet, Blender, Mixing Bowl



Ingredients:

- 1 lb ground beef
- 2 tbsp olive oil
- 1 tsp garlic powder
- 1 tsp onion powder
- 1/2 tsp salt
- 1/4 tsp black pepper
- 2 ripe avocados
- 1/4 cup sour cream
- 1 tbsp lime juice
- 1/4 cup fresh cilantro, chopped



Directions:

1. Heat olive oil in a skillet over medium-high heat. Add ground beef, garlic powder, onion powder, salt, and black pepper. Cook until beef is crispy and browned, about 10–12 minutes.
2. While the beef cooks, prepare the avocado sauce. In a blender, combine avocados, sour cream, lime juice, and cilantro. Blend until smooth and creamy.
3. Transfer the cooked beef to a mixing bowl and let it cool slightly.
4. Serve the crispy beef topped with the creamy avocado sauce. Garnish with additional cilantro if desired.



Nutritional Information:

Calories: 450, Protein: 25g, Carbohydrates: 8g, Fat: 36g, Fiber: 5g, Cholesterol: 80mg, Sodium: 320mg, Potassium: 800mg



SPICED LAMB KEBABS WITH MINTED YOGHURT



Servings:
4



Prep:
20 min



Cook:
15 min



Equipment: Grill or Grill Pan, Mixing Bowl, Skewers



Ingredients:

- 1 lb ground lamb
- 2 tsp ground cumin
- 1 tsp ground coriander
- 1 tsp smoked paprika
- 1/2 tsp cayenne pepper
- 1/2 tsp salt
- 1/4 cup fresh mint leaves, finely chopped
- 1 cup Greek yoghurt
- 1 tbsp lemon juice
- 1 tbsp olive oil



Directions:

1. In a mixing bowl, combine ground lamb, cumin, coriander, paprika, cayenne pepper, and salt. Mix well.
2. Shape the lamb mixture into small kebabs and thread onto skewers.
3. Preheat the grill or grill pan over medium-high heat. Lightly brush the kebabs with olive oil.
4. Grill the kebabs for 12–15 minutes, turning occasionally, until cooked through.
5. In a separate bowl, combine Greek yoghurt, mint leaves, and lemon juice. Mix until smooth.
6. Serve the lamb kebabs hot with the minted yoghurt sauce on the side.



Nutritional Information:

Calories: 320, Protein: 25g, Carbohydrates: 5g, Fat: 22g, Fiber: 1g, Cholesterol: 80mg, Sodium: 350mg, Potassium: 400mg



KETO PORK RIND-CRUSTED MEATBALLS



Servings:
6



Prep:
20 min



Cook:
25 min



Equipment: Large Mixing Bowl, Baking Sheet, Oven



Ingredients:

- 1 lb ground pork
- 1 cup crushed pork rinds
- 1/2 cup grated Parmesan cheese
- 1 large egg
- 2 cloves garlic, minced
- 1 tsp onion powder
- 1 tsp dried oregano
- 1/2 tsp salt
- 1/4 tsp black pepper



Directions:

1. Preheat the oven to 400°F (200°C).
2. In a large mixing bowl, combine ground pork, 1/2 cup crushed pork rinds, Parmesan cheese, egg, garlic, onion powder, oregano, salt, and pepper.
3. Mix until all ingredients are well incorporated.
4. Form the mixture into 18 meatballs, about 1 inch in diameter.
5. Roll each meatball in the remaining crushed pork rinds to coat.
6. Place the meatballs on a baking sheet and bake for 20–25 minutes, or until cooked through and golden brown.



Nutritional Information:

Calories: 320, Protein: 20g, Carbohydrates: 2g, Fat: 26g, Fiber: 0g, Cholesterol: 85mg, Sodium: 480mg, Potassium: 280mg



SMOKY BBQ BEEF BRISKET



Servings:
6



Prep:
20 min



Cook:
6 h



Equipment: Slow Cooker, Mixing Bowl, Measuring Spoons



Ingredients:

- 3 lbs beef brisket
- 2 tbsp smoked paprika
- 1 tbsp garlic powder
- 1 tbsp onion powder
- 1 tsp cayenne pepper
- 1 tsp black pepper
- 1 tsp salt
- 1 cup sugar-free BBQ sauce
- 2 tbsp olive oil



Directions:

1. In a mixing bowl, combine smoked paprika, garlic powder, onion powder, cayenne pepper, black pepper, and salt.
2. Rub the spice mixture evenly over the beef brisket.
3. Heat olive oil in a pan over medium-high heat and sear the brisket on all sides until browned.
4. Place the seared brisket into the slow cooker and pour the sugar-free BBQ sauce over it.
5. Cook on low for 6 hours until the brisket is tender and easily shredded with a fork.



Nutritional Information:

Calories: 450, Protein: 35g, Carbohydrates: 4g, Fat: 32g, Fiber: 1g, Cholesterol: 110mg, Sodium: 600mg, Potassium: 750mg



LEMON-BUTTER LAMB STEAKS



Servings:
4



Prep:
10 min



Cook:
15 min



Equipment: Skillet, Tongs, Small Bowl



Ingredients:

- 4 (6 oz) lamb steaks
- 2 tbsp unsalted butter
- 1 tbsp olive oil
- 2 cloves garlic, minced
- 1 lemon, juiced
- 1 tsp fresh rosemary, chopped
- Salt and pepper to taste



Directions:

1. Season the lamb steaks with salt and pepper on both sides.
2. Heat olive oil in a skillet over medium-high heat. Add lamb steaks and cook for 3-4 minutes on each side until browned.
3. Reduce heat to medium, add butter, garlic, lemon juice, and rosemary to the skillet.
4. Baste the lamb steaks with the lemon-butter sauce for an additional 5 minutes, or until they reach desired doneness.
5. Remove from heat and let rest for 5 minutes before serving.



Nutritional Information:

Calories: 320, Protein: 28g, Carbohydrates: 2g, Fat: 22g, Fiber: 0g, Cholesterol: 95 mg, Sodium: 120 mg, Potassium: 320 mg



KETO CARNITAS WITH TANGY SLAW



Servings:
6



Prep:
20 min



Cook:
2 h



Equipment: Slow Cooker, Skillet, Mixing Bowl



Ingredients:

- 3 lbs pork shoulder, boneless
- 2 tsp salt
- 1 tsp black pepper
- 1 tbsp cumin
- 1 tbsp dried oregano
- 1 onion, chopped
- 4 cloves garlic, minced
- 1 cup chicken broth
- 1/4 cup lime juice
- 2 tbsp olive oil
- 2 cups cabbage, shredded
- 1/4 cup apple cider vinegar
- 1/4 cup mayonnaise
- 1 tsp mustard
- 1/2 tsp celery seed



Directions:

1. Season pork shoulder with salt, pepper, cumin, and oregano.
2. Place pork, onion, garlic, chicken broth, and lime juice in a slow cooker. Cook on low for 6–8 hours or high for 4 hours until tender.
3. Shred the pork using two forks. Heat olive oil in a skillet and crisp the shredded pork for 5–7 minutes.
4. In a mixing bowl, combine cabbage, apple cider vinegar, mayonnaise, mustard, and celery seed to make slaw.
5. Serve the crispy carnitas with a side of tangy slaw.



Nutritional Information:

Calories: 450, Protein: 35g, Carbohydrates: 5g, Fat: 32g, Fiber: 2g, Cholesterol: 110 mg, Sodium: 750 mg, Potassium: 650 mg



BEEFY CAULIFLOWER RICE SKILLET



Servings:
4



Prep:
10 min



Cook:
20 min



Equipment: Large Skillet, Wooden Spoon, Knife



Ingredients:

- 1 lb ground beef
- 2 cups cauliflower rice
- 1 cup bell pepper, diced
- 1/2 cup onion, diced
- 2 tbsp olive oil
- 1 tsp garlic powder
- 1 tsp paprika
- Salt and pepper to taste
- 1/4 cup fresh parsley, chopped



Directions:

1. Heat olive oil in a large skillet over medium heat.
2. Add ground beef, breaking it apart with a wooden spoon, and cook until browned.
3. Stir in the onion and bell pepper, cooking until softened.
4. Add cauliflower rice, garlic powder, paprika, salt, and pepper, mixing well.
5. Cook for an additional 5–7 minutes, until cauliflower rice is tender.
6. Sprinkle with fresh parsley before serving.



Nutritional Information:

Calories: 320, Protein: 25g, Carbohydrates: 8g, Fat: 22g, Fiber: 3g, Cholesterol: 70mg, Sodium: 250mg, Potassium: 600mg



SLOW-COOKED LAMB WITH ROSEMARY GREMOLATA



Servings:
6



Prep:
20 min



Cook:
6 h



Equipment: Slow Cooker, Skillet, Mixing Bowl



Ingredients:

- 3 lbs lamb shoulder, bone-in
- 2 tsp olive oil
- 1 tsp salt
- 1/2 tsp black pepper
- 4 cloves garlic, minced
- 1 cup beef broth
- 2 sprigs fresh rosemary
- 1 lemon, zested
- 1/4 cup fresh parsley, chopped



Directions:

1. Season the lamb shoulder with salt and pepper.
2. Heat olive oil in a skillet over medium-high heat. Sear the lamb on all sides until browned.
3. Transfer the lamb to a slow cooker. Add garlic, beef broth, and rosemary sprigs.
4. Cook on low for 6 hours until the lamb is tender and easily pulls apart.
5. In a mixing bowl, combine lemon zest and parsley to make the gremolata.
6. Serve the lamb topped with the fresh gremolata.



Nutritional Information:

Calories: 480, Protein: 40g, Carbohydrates: 2g, Fat: 35g, Fiber: 0g, Cholesterol: 125 mg, Sodium: 480 mg, Potassium: 650 mg



CAJUN SPICED PORK CHOPS WITH AVOCADO SALSA



Servings:
4



Prep:
15 min



Cook:
15 min



Equipment: Grill pan, Mixing bowl, Tongs



Ingredients:

- 4 (6 oz each) bone-in pork chops
- 2 tbsp olive oil
- 1 tbsp Cajun seasoning
- 1 tsp garlic powder
- 1 tsp onion powder
- 1/2 tsp salt
- 1/4 tsp black pepper
- 2 ripe avocados, diced
- 1/2 cup cherry tomatoes, halved
- 1/4 cup red onion, finely chopped
- 2 tbsp lime juice
- 2 tbsp fresh cilantro, chopped



Directions:

1. Preheat the grill pan over medium-high heat and brush pork chops with olive oil.
2. In a small bowl, mix Cajun seasoning, garlic powder, onion powder, salt, and pepper. Rub the mixture over both sides of the pork chops.
3. Grill pork chops for 6-7 minutes on each side or until the internal temperature reaches 145°F.
4. While the pork chops are cooking, combine avocados, cherry tomatoes, red onion, lime juice, and cilantro in a mixing bowl to make the salsa.
5. Serve the grilled pork chops topped with avocado salsa.



Nutritional Information:

Calories: 420, Protein: 35g, Carbohydrates: 8g, Fat: 28g, Fiber: 5g, Cholesterol: 85mg, Sodium: 480mg, Potassium: 850mg



BALSAMIC GLAZED BEEF RIBS



Servings:
4



Prep:
20 min



Cook:
2 h



Equipment: Oven, Baking Sheet, Saucepan



Ingredients:

- 2 lbs beef ribs
- 1 cup balsamic vinegar
- 1/4 cup soy sauce (or tamari for gluten-free)
- 2 tbsp olive oil
- 2 tbsp minced garlic
- 1 tsp black pepper
- 1 tsp salt
- 1/2 tsp smoked paprika



Directions:

1. Preheat the oven to 300°F (150°C).
2. Season the beef ribs with salt, pepper, and smoked paprika.
3. Place the ribs on a baking sheet and cover with foil. Bake for 1.5 hours.
4. In a saucepan, combine balsamic vinegar, soy sauce, olive oil, and garlic. Simmer until slightly thickened.
5. Remove ribs from the oven, brush with balsamic glaze, and return to the oven uncovered for 30 minutes.
6. Let the ribs rest for 5 minutes before serving.



Nutritional Information:

Calories: 450, Protein: 35g, Carbohydrates: 6g, Fat: 32g,
Fiber: 0g, Cholesterol: 110 mg, Sodium: 950 mg,
Potassium: 550 mg



CREAMY MUSTARD PORK TENDERLOIN



Servings:
4



Prep:
10 min



Cook:
25 min



Equipment: Skillet, Tongs, Whisk



Ingredients:

- 1 ½ lbs pork tenderloin
- 2 tbsp olive oil
- 1 cup heavy cream
- 2 tbsp Dijon mustard
- 1 tsp garlic powder
- 1 tsp onion powder
- Salt and pepper to taste
- 1 tbsp fresh parsley, chopped



Directions:

1. Heat olive oil in a skillet over medium-high heat. Season the pork tenderloin with salt, pepper, garlic powder, and onion powder.
2. Sear the pork tenderloin in the skillet, turning occasionally, until browned on all sides, about 8 minutes.
3. Reduce heat to medium and add heavy cream and Dijon mustard to the skillet. Stir to combine and coat the pork.
4. Cover and simmer for 15 minutes, or until the pork is cooked through and the sauce has thickened.
5. Slice the pork tenderloin and serve with the creamy mustard sauce, garnished with fresh parsley.



Nutritional Information:

Calories: 420, Protein: 38g, Carbohydrates: 3g, Fat: 28g,
Fiber: 0g, Cholesterol: 130mg, Sodium: 420mg, Potassium:
650mg



ZESTY LAMB TAGINE WITH CAULIFLOWER COUSCOUS



Servings:
4



Prep:
20 min



Cook:
1 h 30 min



Equipment: Dutch Oven, Skillet, Food Processor



Ingredients:

- 1 ½ lbs lamb shoulder, cut into 1-inch cubes
- 2 tbsp olive oil
- 1 onion, chopped
- 3 cloves garlic, minced
- 1 tsp ground cumin
- 1 tsp ground coriander
- ½ tsp ground cinnamon
- ½ tsp ground ginger
- 1 cup beef broth
- 1 can (14 oz) diced tomatoes
- 1 cup cauliflower florets
- ¼ cup chopped fresh cilantro
- Salt and pepper to taste
- 1 lemon, zested and juiced



Directions:

1. Heat the olive oil in a Dutch oven over medium heat. Add the lamb cubes and brown on all sides. Remove and set aside.
2. In the same pot, add the onion and garlic, sautéing until soft. Stir in the cumin, coriander, cinnamon, and ginger.
3. Return the lamb to the pot. Add the beef broth and diced tomatoes. Bring to a simmer, cover, and cook for 1 hour or until the lamb is tender.
4. Meanwhile, pulse the cauliflower florets in a food processor until they resemble couscous. Sauté in a skillet over medium heat until tender.
5. Stir the lemon zest and juice into the lamb mixture. Season with salt and pepper. Garnish with cilantro.
6. Serve the lamb tagine over the cauliflower couscous.



Nutritional Information:

Calories: 420, Protein: 35g, Carbohydrates: 12g, Fat: 28g, Fiber: 4g, Cholesterol: 95mg, Sodium: 480mg, Potassium: 750mg



BACON-WRAPPED PORK TENDERLOIN



Servings:
4



Prep:
15 min



Cook:
30 min



Equipment: Oven, Baking Sheet, Meat Thermometer



Ingredients:

- 1 lb pork tenderloin
- 8 oz bacon slices
- 1 tbsp olive oil
- 1 tsp garlic powder
- 1 tsp onion powder
- 1 tsp smoked paprika
- 1/2 tsp salt
- 1/2 tsp black pepper




Directions:

1. Preheat the oven to 400°F (200°C).
2. Rub the pork tenderloin with olive oil, garlic powder, onion powder, smoked paprika, salt, and black pepper.
3. Wrap the bacon slices around the pork tenderloin, securing them with toothpicks if necessary.
4. Place the bacon-wrapped tenderloin on a baking sheet and roast in the oven for 25–30 minutes, or until the internal temperature reaches 145°F (63°C).
5. Allow the tenderloin to rest for 5 minutes before slicing and serving.



Nutritional Information:

Calories: 320, Protein: 30g, Carbohydrates: 1g, Fat: 22g, Fiber: 0g, Cholesterol: 85 mg, Sodium: 600 mg, Potassium: 450 mg



SPICY BEEF AND BROCCOLI STIR-FRY



Servings:
4



Prep:
15 min



Cook:
10 min



Equipment: Skillet, Mixing Bowl, Tongs



Ingredients:

- 1 lb beef sirloin, thinly sliced
- 2 cups broccoli florets
- 2 tbsp coconut oil
- 1 tbsp soy sauce
- 1 tbsp sriracha
- 1 tsp garlic powder
- 1 tsp ginger powder
- 1/4 cup beef broth
- Salt and pepper to taste



Directions:

1. Heat 1 tbsp of coconut oil in a skillet over medium-high heat.
2. Add the beef slices and stir-fry until browned, about 3–4 minutes. Remove and set aside.
3. In the same skillet, add the remaining coconut oil and broccoli. Stir-fry for 2–3 minutes until vibrant green and tender-crisp.
4. In a mixing bowl, combine soy sauce, sriracha, garlic powder, ginger powder, and beef broth.
5. Return the beef to the skillet, pour the sauce over, and stir well to coat. Cook for another 2 minutes.
6. Season with salt and pepper to taste, then serve hot.



Nutritional Information:

Calories: 280, Protein: 25g, Carbohydrates: 6g, Fat: 18g, Fiber: 2g, Cholesterol: 70mg, Sodium: 480mg, Potassium: 450mg



HERBED PORK RIBS WITH KETO BBQ SAUCE



Servings:
4



Prep:
20 min



Cook:
1 h 30 min



Equipment: Grill, Mixing Bowl, Basting Brush



Ingredients:

- 2 lbs pork ribs
- 2 tbsp olive oil
- 1 tsp garlic powder
- 1 tsp onion powder
- 1 tsp dried thyme
- 1 tsp dried rosemary
- 1 cup keto-friendly BBQ sauce
- Salt and pepper to taste



Directions:

1. Preheat grill to medium heat.
2. In a mixing bowl, combine olive oil, garlic powder, onion powder, thyme, rosemary, salt, and pepper.
3. Rub the herb mixture evenly over the pork ribs.
4. Place ribs on the grill and cook for 1 hour, turning occasionally.
5. During the last 30 minutes of cooking, baste ribs with keto BBQ sauce every 10 minutes.
6. Remove from grill and let rest for 5 minutes before serving.



Nutritional Information:

Calories: 450, Protein: 35g, Carbohydrates: 4g, Fat: 32g, Fiber: 1g, Cholesterol: 110 mg, Sodium: 600 mg, Potassium: 500 mg



MOROCCAN LAMB STEW WITH KETO FLATBREAD



Servings:
4



Prep:
20 min



Cook:
1 h 30
min



Equipment: Dutch Oven, Mixing Bowl, Skillet



Ingredients:

- 2 lbs lamb shoulder, cut into 1-inch cubes
- 2 cups beef broth
- 2 tbsp olive oil
- Salt and pepper to taste
- 1 large onion, chopped
- 1/4 cup fresh cilantro, chopped (for garnish)
- 3 cloves garlic, minced
- For Keto Flatbread:
- 1 tsp ground cumin
- 1 cup almond flour
- 1 tsp ground coriander
- 1/4 cup coconut flour
- 1 tsp paprika
- 1/4 tsp baking powder
- 1/2 tsp ground cinnamon
- 1/4 tsp salt
- 1/4 tsp cayenne pepper
- 2 large eggs
- 1 (14 oz) can diced tomatoes
- 2 tbsp olive oil
- 1/4 cup water



Directions:

1. Heat olive oil in a Dutch oven over medium-high heat. Brown the lamb cubes, then remove and set aside.
2. In the same pot, add onion and garlic; sauté until soft. Stir in cumin, coriander, paprika, cinnamon, and cayenne.
3. Return lamb to the pot, add diced tomatoes and beef broth. Season with salt and pepper. Simmer for 1 hour.
4. Meanwhile, prepare the flatbread: In a mixing bowl, combine almond flour, coconut flour, baking powder, and salt. Add eggs, olive oil, and water; mix until dough forms.
5. Divide dough into 4 balls, flatten into discs. Cook in a hot skillet for 2–3 minutes per side until golden.
6. Garnish stew with fresh cilantro and serve with warm flatbread.



Nutritional Information:

Calories: 550, Protein: 42g, Carbohydrates: 10g, Fat: 38g,
Fiber: 4g, Cholesterol: 130 mg, Sodium: 650 mg,
Potassium: 750 mg



BEEF AND ZUCCHINI LASAGNA



Servings:
6



Prep:
20 min



Cook:
45 min



Equipment: Baking Dish, Skillet, Mandoline Slicer



Ingredients:

- 1 lb Ground Beef
- 1 tsp Italian Seasoning
- 2 Medium Zucchini, sliced thinly
- 1/2 tsp Garlic Powder
- 1 cup Marinara Sauce (sugar-free)
- 1/2 tsp Salt
- 1 cup Ricotta Cheese
- 1/4 tsp Black Pepper
- 1 1/2 cups Mozzarella Cheese, shredded
- 2 tbsp Olive Oil



Directions:

1. Preheat the oven to 375°F (190°C).
2. In a skillet, heat olive oil over medium heat. Add ground beef, season with salt, pepper, garlic powder, and Italian seasoning. Cook until browned.
3. Spread a thin layer of marinara sauce on the bottom of a baking dish. Layer zucchini slices over the sauce.
4. Spread half of the cooked beef over the zucchini, followed by half of the ricotta and mozzarella cheese. Repeat the layers.
5. Top with remaining mozzarella cheese and bake for 30–35 minutes until the cheese is bubbly and golden.
6. Let it cool for 5 minutes before slicing and serving.



Nutritional Information:

Calories: 320, Protein: 25g, Carbohydrates: 8g, Fat: 22g,
Fiber: 2g, Cholesterol: 70mg, Sodium: 620mg, Potassium:
550mg



BACON AND CHEESE STUFFED PORK CHOPS



Servings:
4



Prep:
20 min



Cook:
25 min



Equipment: Skillet, Oven, Toothpicks



Ingredients:

- 4 (6 oz) bone-in pork chops
- 4 oz cheddar cheese, shredded
- 4 slices bacon, cooked and crumbled
- 2 tbsp olive oil
- 1 tsp garlic powder
- 1 tsp onion powder
- 1 tsp salt
- 1/2 tsp black pepper



Directions:

1. Preheat oven to 375°F (190°C).
2. Slice a pocket into each pork chop, being careful not to cut through completely.
3. In a bowl, mix cheddar cheese and crumbled bacon. Stuff each pork chop with the mixture and secure with toothpicks.
4. Season the pork chops with garlic powder, onion powder, salt, and black pepper.
5. Heat olive oil in a skillet over medium-high heat. Sear pork chops for 2-3 minutes on each side until browned.
6. Transfer skillet to the oven and bake for 15-20 minutes, or until pork is cooked through.



Nutritional Information:

Calories: 450, Protein: 38g, Carbohydrates: 2g, Fat: 32g, Fiber: 0g, Cholesterol: 110 mg, Sodium: 720 mg, Potassium: 520 mg



GREEK-STYLE MARINATED LAMB SKEWERS



Servings:
4



Prep:
20 min



Cook:
15 min



Equipment: Grill, Skewers, Mixing Bowl



Ingredients:

- 1.5 lbs lamb shoulder, cut into 1-inch cubes
- 1/4 cup olive oil
- 2 tbsp lemon juice
- 3 cloves garlic, minced
- 1 tsp dried oregano
- 1 tsp dried thyme
- 1/2 tsp salt
- 1/4 tsp black pepper
- 1 red onion, cut into wedges
- 1 green bell pepper, cut into 1-inch pieces



Directions:

1. In a mixing bowl, combine olive oil, lemon juice, garlic, oregano, thyme, salt, and black pepper.
2. Add lamb cubes to the marinade, ensuring they are well-coated. Marinate for at least 1 hour in the refrigerator.
3. Preheat the grill to medium-high heat.
4. Thread the marinated lamb, onion wedges, and bell pepper pieces onto skewers, alternating between them.
5. Grill the skewers for 12–15 minutes, turning occasionally, until the lamb is cooked to your desired doneness.



Nutritional Information:

Calories: 350, Protein: 28g, Carbohydrates: 4g, Fat: 25g, Fiber: 1g, Cholesterol: 85mg, Sodium: 250mg, Potassium: 450mg



Soups and Stews



CREAMY AVOCADO AND CILANTRO SOUP



Servings:
4



Prep:
10 min



Cook:
5 min



Equipment: Blender, Medium Saucepan, Ladle



Ingredients:

- 2 ripe avocados, peeled and pitted
- 2 cups chicken broth
- 1/2 cup fresh cilantro leaves
- 1/4 cup lime juice
- 1/2 cup heavy cream
- 1 teaspoon garlic powder
- 1 teaspoon onion powder
- Salt and pepper to taste



Directions:

1. In a blender, combine avocados, chicken broth, cilantro, lime juice, heavy cream, garlic powder, and onion powder. Blend until smooth.
2. Pour the mixture into a medium saucepan and heat over medium-low heat for about 5 minutes, stirring occasionally. Do not let it boil.
3. Season with salt and pepper to taste.
4. Ladle the soup into bowls and garnish with additional cilantro leaves if desired.
5. Serve warm or chilled, depending on preference.



Nutritional Information:

Calories: 250, Protein: 3g, Carbohydrates: 8g, Fat: 23g,
Fiber: 5g, Cholesterol: 30mg, Sodium: 400mg, Potassium:
600mg



SLOW COOKER BEEF AND VEGGIE STEW



Servings:
6



Prep:
20 min



Cook:
8 h



Equipment: Slow Cooker, Cutting Board, Knife



Ingredients:

- 2 lbs beef chuck, cut into 1-inch cubes
- 2 cups beef broth
- 1 cup diced tomatoes (canned, no sugar added)
- 1 cup zucchini, sliced
- 1 cup mushrooms, sliced
- 1/2 cup onion, chopped
- 2 cloves garlic, minced
- 1 tsp dried thyme
- 1 tsp dried rosemary
- 1 tsp salt
- 1/2 tsp black pepper
- 2 tbs olive oil



Directions:

1. Heat olive oil in a skillet over medium heat. Brown the beef cubes on all sides.
2. Transfer the beef to the slow cooker. Add beef broth, tomatoes, zucchini, mushrooms, onion, and garlic.
3. Sprinkle thyme, rosemary, salt, and black pepper over the ingredients.
4. Stir gently to combine all ingredients.
5. Cover and cook on low for 8 hours until the beef is tender and the flavors meld together.



Nutritional Information:

Calories: 320, Protein: 35g, Carbohydrates: 8g, Fat: 18g,
Fiber: 2g, Cholesterol: 95mg, Sodium: 480mg, Potassium:
750mg



SPICY SAUSAGE AND KALE SOUP



Servings:
6



Prep:
15 min



Cook:
30 min



Equipment: Large Pot, Wooden Spoon, Knife



Ingredients:

- 1 lb spicy Italian sausage, casing removed
- 1 bunch kale, stems removed and leaves chopped
- 1 tbsp olive oil
- 1 medium onion, chopped
- 1 cup heavy cream
- 3 cloves garlic, minced
- 1 tsp red pepper flakes
- 6 cups chicken broth
- Salt and pepper to taste



Directions:

1. Heat olive oil in a large pot over medium heat. Add sausage and cook until browned, breaking it up with a wooden spoon.
2. Add onion and garlic to the pot, sautéing until the onion is translucent.
3. Pour in the chicken broth and bring to a boil. Reduce heat and simmer for 10 minutes.
4. Stir in the kale and heavy cream, cooking until the kale is wilted.
5. Season with red pepper flakes, salt, and pepper. Simmer for an additional 5 minutes.
6. Serve hot, garnished with additional red pepper flakes if desired.



Nutritional Information:

Calories: 350, Protein: 15g, Carbohydrates: 7g, Fat: 30g, Fiber: 2g, Cholesterol: 70mg, Sodium: 950mg, Potassium: 450mg



ROASTED RED PEPPER AND CAULIFLOWER SOUP



Servings:
4



Prep:
15 min



Cook:
30 min



Equipment: Baking Sheet, Blender, Large Pot



Ingredients:

- 2 cups cauliflower florets
- 2 large red bell peppers
- 2 tablespoons olive oil
- 1 medium onion, chopped
- 2 cloves garlic, minced
- 4 cups chicken broth
- 1 teaspoon smoked paprika
- Salt and pepper to taste
- 1/2 cup heavy cream



Directions:

1. Preheat the oven to 400°F (200°C). Place cauliflower florets and red bell peppers on a baking sheet, drizzle with 1 tablespoon olive oil, and roast for 20 minutes.
2. In a large pot, heat the remaining olive oil over medium heat. Add the onion and garlic, sautéing until the onion is translucent.
3. Add the roasted cauliflower and red peppers to the pot. Pour in the chicken broth and bring to a simmer.
4. Stir in the smoked paprika, salt, and pepper. Simmer for 10 minutes to blend the flavors.
5. Use a blender to puree the soup until smooth. Return to the pot, stir in the heavy cream, and heat through.



Nutritional Information:

Calories: 180, Protein: 4g, Carbohydrates: 10g, Fat: 15g, Fiber: 3g, Cholesterol: 30mg, Sodium: 600mg, Potassium: 450mg



TUSCAN STYLE CHICKEN STEW



Servings:
6



Prep:
20 min



Cook:
1 h



Equipment: Large Pot, Wooden Spoon, Knife



Ingredients:

- 2 lbs boneless, skinless chicken thighs, cut into chunks
- 2 tbsp olive oil
- 1 medium onion, chopped
- 3 cloves garlic, minced
- 1 red bell pepper, chopped
- 1 zucchini, sliced
- 1 cup cherry tomatoes, halved
- 4 cups chicken broth
- 1 tsp dried oregano
- 1 tsp dried basil
- Salt and pepper to taste
- 1/4 cup fresh parsley, chopped



Directions:

1. Heat olive oil in a large pot over medium heat. Add chicken and cook until browned on all sides.
2. Remove chicken and set aside. In the same pot, add onion and garlic; sauté until fragrant.
3. Stir in bell pepper, zucchini, and cherry tomatoes; cook for 5 minutes.
4. Return chicken to the pot. Pour in chicken broth and add oregano, basil, salt, and pepper.
5. Bring to a boil, then reduce heat and simmer for 45 minutes, stirring occasionally.
6. Garnish with fresh parsley before serving.



Nutritional Information:

Calories: 320, Protein: 30g, Carbohydrates: 8g, Fat: 18g,
Fiber: 2g, Cholesterol: 110mg, Sodium: 750mg, Potassium:
650mg



SMOKY BACON AND MUSHROOM SOUP



Servings:
4



Prep:
15 min



Cook:
30 min



Equipment: Large pot, Wooden spoon, Knife



Ingredients:

- 8 oz bacon, chopped
- 1 tbsp olive oil
- 8 oz mushrooms, sliced
- 1 small onion, diced
- 2 cloves garlic, minced
- 4 cups chicken broth
- 1 cup heavy cream
- Salt and pepper to taste



Directions:

1. In a large pot, cook the chopped bacon over medium heat until crispy. Remove and set aside.
2. In the same pot, add olive oil and sauté the mushrooms, onion, and garlic until softened.
3. Pour in the chicken broth, bringing it to a simmer.
4. Stir in the heavy cream, allowing the soup to heat through.
5. Season with salt and pepper, then return the bacon to the pot.
6. Serve hot, garnished with additional bacon if desired.



Nutritional Information:

Calories: 350, Protein: 12g, Carbohydrates: 5g, Fat: 30g,
Fiber: 1g, Cholesterol: 70 mg, Sodium: 800 mg, Potassium:
400 mg



LUSCIOUS LOBSTER BISQUE



Servings:
4



Prep:
20 min



Cook:
30 min



Equipment: Large Pot, Blender, Strainer



Ingredients:

- 1 lb lobster meat, cooked and chopped
- 2 tbsp unsalted butter
- 1 cup heavy cream
- 2 cups seafood stock
- 1/4 cup dry white wine
- 1 small onion, finely chopped
- 2 cloves garlic, minced
- 1 tsp paprika
- Salt and pepper to taste
- 1 tbsp fresh parsley, chopped (for garnish)



Directions:

1. Melt butter in a large pot over medium heat. Add onion and garlic, sauté until translucent.
2. Stir in the paprika, then add the white wine, allowing it to simmer for 2–3 minutes.
3. Pour in the seafood stock and bring to a gentle boil. Reduce heat and let it simmer for 10 minutes.
4. Add the lobster meat and heavy cream, stirring well. Simmer for another 10 minutes.
5. Blend the mixture until smooth, then strain back into the pot. Season with salt and pepper.
6. Serve hot, garnished with fresh parsley.



Nutritional Information:

Calories: 320, Protein: 25g, Carbohydrates: 5g, Fat: 22g,
Fiber: 0g, Cholesterol: 150 mg, Sodium: 780 mg,
Potassium: 400 mg



HEARTY HAMBURGER SOUP



Servings:
6



Prep:
15 min



Cook:
40 min



Equipment: Large Pot, Wooden Spoon, Knife



Ingredients:

- 1 lb ground beef
- 1 cup diced tomatoes (canned, with juices)
- 4 cups beef broth
- 1 cup chopped celery
- 1 cup chopped bell peppers
- 1 cup chopped zucchini
- 1 tsp garlic powder
- 1 tsp onion powder
- 1 tsp dried oregano
- Salt and pepper to taste



Directions:

1. In a large pot, brown the ground beef over medium heat, breaking it apart with a wooden spoon.
2. Drain excess fat, then add diced tomatoes, beef broth, celery, bell peppers, and zucchini to the pot.
3. Stir in garlic powder, onion powder, and oregano, and season with salt and pepper.
4. Bring the mixture to a boil, then reduce heat and let it simmer for 30 minutes, stirring occasionally.
5. Adjust seasoning if necessary, then serve hot.



Nutritional Information:

Calories: 210, Protein: 18g, Carbohydrates: 6g, Fat: 13g,
Fiber: 2g, Cholesterol: 45mg, Sodium: 600mg, Potassium:
450mg



CREAMY BROCCOLI AND CHEDDAR SOUP



Servings:
4



Prep:
10 min



Cook:
20 min



Equipment: Large Pot, Blender, Ladle



Ingredients:

- 1 tablespoon olive oil
- 1 small onion, diced
- 2 cloves garlic, minced
- 4 cups broccoli florets
- 4 cups chicken broth
- 1 cup heavy cream
- 2 cups shredded cheddar cheese
- Salt and pepper to taste



Directions:

1. Heat olive oil in a large pot over medium heat. Add diced onion and minced garlic, sautéing until the onion becomes translucent.
2. Add broccoli florets and chicken broth to the pot. Bring to a boil, then reduce heat and simmer for 10–15 minutes, until the broccoli is tender.
3. Using a blender, carefully puree the soup until smooth. Return the soup to the pot.
4. Stir in heavy cream and shredded cheddar cheese, cooking over low heat until the cheese is melted and the soup is creamy.
5. Season with salt and pepper to taste. Serve hot.



Nutritional Information:

Calories: 350, Protein: 15g, Carbohydrates: 8g, Fat: 30g, Fiber: 3g, Cholesterol: 85mg, Sodium: 650mg, Potassium: 450mg



SPICED PUMPKIN SOUP



Servings:
4



Prep:
10 min



Cook:
20 min



Equipment: Large Pot, Blender, Ladle



Ingredients:

- 2 tbsp olive oil
- 1 small onion, chopped
- 2 cloves garlic, minced
- 1 tsp ground cumin
- 1/2 tsp ground cinnamon
- 1/4 tsp ground nutmeg
- 15 oz canned pumpkin puree
- 4 cups chicken broth
- 1/2 cup heavy cream
- Salt and pepper to taste



Directions:

1. Heat olive oil in a large pot over medium heat. Add onion and garlic, sauté until softened.
2. Stir in cumin, cinnamon, and nutmeg, cooking until fragrant.
3. Add pumpkin puree and chicken broth, stirring to combine. Bring to a simmer.
4. Reduce heat and let simmer for 15 minutes, stirring occasionally.
5. Use a blender to puree the soup until smooth. Return to pot and stir in heavy cream.
6. Season with salt and pepper to taste. Heat through and serve warm.



Nutritional Information:

Calories: 180, Protein: 4g, Carbohydrates: 10g, Fat: 15g, Fiber: 3g, Cholesterol: 30mg, Sodium: 600mg, Potassium: 400mg



MEDITERRANEAN SEAFOOD STEW



Servings:
4



Prep:
20 min



Cook:
30 min



Equipment: Large Pot, Ladle, Cutting Board



Ingredients:

- 1 lb mixed seafood (shrimp, mussels, and squid)
- 2 tbsp olive oil
- 1 medium onion, chopped
- 2 cloves garlic, minced
- 1 cup diced tomatoes
- 4 cups seafood or chicken broth
- 1 tsp dried oregano
- 1 tsp dried thyme
- 1/2 tsp red pepper flakes
- Salt and pepper to taste
- 1/4 cup chopped fresh parsley
- 1 lemon, cut into wedges



Directions:

1. Heat olive oil in a large pot over medium heat. Add onion and garlic, sauté until translucent.
2. Stir in diced tomatoes, broth, oregano, thyme, and red pepper flakes. Bring to a simmer.
3. Add mixed seafood to the pot. Cover and cook for 5–7 minutes until seafood is cooked through.
4. Season with salt and pepper. Stir in fresh parsley.
5. Serve hot with lemon wedges on the side.



Nutritional Information:

Calories: 220, Protein: 28g, Carbohydrates: 8g, Fat: 9g, Fiber: 2g, Cholesterol: 150 mg, Sodium: 600 mg, Potassium: 450 mg



COCONUT CURRY SHRIMP SOUP



Servings:
4



Prep:
10 min



Cook:
20 min



Equipment: Large Pot, Wooden Spoon, Ladle



Ingredients:

- 1 tbsp coconut oil
- 1 lb shrimp, peeled and deveined
- 1 cup coconut milk
- 2 cups chicken broth
- 1 tbsp red curry paste
- 1 red bell pepper, sliced
- 1 cup spinach leaves
- 2 tbsp lime juice
- 1 tsp fish sauce
- Salt and pepper to taste
- Fresh cilantro, for garnish



Directions:

1. Heat the coconut oil in a large pot over medium heat. Add shrimp and cook until pink, about 3–4 minutes. Remove and set aside.
2. In the same pot, add red curry paste and cook for 1 minute until fragrant.
3. Stir in coconut milk, chicken broth, and fish sauce. Bring to a simmer.
4. Add bell pepper and spinach, cooking until vegetables are tender, about 5 minutes.
5. Return shrimp to the pot, add lime juice, and season with salt and pepper.
6. Simmer for another 2 minutes. Garnish with fresh cilantro before serving.



Nutritional Information:

Calories: 250, Protein: 20g, Carbohydrates: 8g, Fat: 16g, Fiber: 2g, Cholesterol: 145mg, Sodium: 750mg, Potassium: 450mg



ZESTY ZUCCHINI AND TOMATO SOUP



Servings:
4



Prep:
10 min



Cook:
20 min



Equipment: Large Pot, Blender, Ladle



Ingredients:

- 2 tbsp olive oil
- 1 medium onion, chopped
- 2 cloves garlic, minced
- 1 lb zucchini, sliced
- 14 oz canned diced tomatoes
- 2 cups chicken broth
- 1 tsp dried basil
- 1/2 tsp red pepper flakes
- Salt and pepper to taste
- 1/4 cup fresh basil leaves, chopped (for garnish)



Directions:

1. Heat olive oil in a large pot over medium heat. Add chopped onion and minced garlic; sauté until onion is translucent.
2. Stir in sliced zucchini and cook for 5 minutes until slightly tender.
3. Add canned diced tomatoes, chicken broth, dried basil, and red pepper flakes. Season with salt and pepper.
4. Bring to a boil, then reduce heat and let simmer for 15 minutes.
5. Use a blender to puree the soup until smooth. Adjust seasoning if necessary.
6. Serve hot, garnished with fresh basil leaves.



Nutritional Information:

Calories: 120, Protein: 4g, Carbohydrates: 10g, Fat: 8g, Fiber: 3g, Cholesterol: 0 mg, Sodium: 450 mg, Potassium: 600 mg



RICH AND HEARTY BEEF BONE BROTH



Cups:
8



Prep:
15 min



Cook:
12 h



Equipment: Large Stockpot, Strainer, Ladle



Ingredients:

- 4 lbs beef bones
- 2 tbsp apple cider vinegar
- 1 large onion, quartered
- 2 carrots, chopped
- 3 celery stalks, chopped
- 3 garlic cloves, smashed
- 2 tsp sea salt
- 1 tsp black peppercorns
- 2 bay leaves
- 12 cups water



Directions:

1. Place the beef bones in a large stockpot and cover with water. Add apple cider vinegar and let sit for 30 minutes to help extract minerals.
2. Add onion, carrots, celery, garlic, sea salt, peppercorns, and bay leaves to the pot.
3. Bring the mixture to a boil over high heat, then reduce to a simmer. Skim off any foam that rises to the surface.
4. Simmer gently for 12 hours, adding water if necessary to keep bones submerged.
5. Strain the broth through a fine-mesh strainer, discarding solids. Let cool before refrigerating or freezing.



Nutritional Information:

Calories: 50, Protein: 5g, Carbohydrates: 2g, Fat: 2g, Fiber: 0g, Cholesterol: 0mg, Sodium: 300mg, Potassium: 150mg



CAJUN CHICKEN AND SAUSAGE GUMBO



Servings:
6



Prep:
20 min



Cook:
1 h



Equipment: Large Pot, Wooden Spoon, Cutting Board



Ingredients:

- 1 lb chicken thighs, boneless and skinless, cut into bite-sized pieces
- 8 oz andouille sausage, sliced
- 1 cup bell pepper, chopped
- 1 cup celery, chopped
- 1 cup onion, chopped
- 4 cups chicken broth
- 2 tbsp olive oil
- 2 tsp Cajun seasoning
- 1 tsp garlic powder
- 1/2 tsp black pepper
- 1/4 tsp cayenne pepper
- 2 tbsp fresh parsley, chopped



Directions:

1. Heat olive oil in a large pot over medium heat. Add chicken and sausage, cooking until browned.
2. Add bell pepper, celery, and onion to the pot. Sauté until vegetables are tender.
3. Stir in Cajun seasoning, garlic powder, black pepper, and cayenne pepper.
4. Pour in chicken broth, bringing the mixture to a boil. Reduce heat and simmer for 45 minutes.
5. Garnish with fresh parsley before serving.



Nutritional Information:

Calories: 320, Protein: 28g, Carbohydrates: 6g, Fat: 20g, Fiber: 2g, Cholesterol: 95 mg, Sodium: 850 mg, Potassium: 450 mg



AROMATIC THAI COCONUT SOUP



Servings:
4



Prep:
15 min



Cook:
20 min



Equipment: Large Pot, Wooden Spoon, Measuring Cups and Spoons



Ingredients:

- 1 tbsp coconut oil
- 1 lb chicken breast, thinly sliced
- 2 cups chicken broth
- 1 can (13.5 oz) coconut milk
- 2 tbsp red curry paste
- 1 tbsp fish sauce
- 1 tbsp lime juice
- 1 cup mushrooms, sliced
- 1 red bell pepper, thinly sliced
- 1 tsp ginger, minced
- 2 cloves garlic, minced
- 1/4 cup fresh cilantro, chopped
- Salt and pepper to taste



Directions:

1. Heat coconut oil in a large pot over medium heat. Add chicken slices and cook until browned.
2. Stir in ginger, garlic, and red curry paste; cook for 1–2 minutes until fragrant.
3. Pour in chicken broth and coconut milk, then bring to a simmer.
4. Add mushrooms, bell pepper, fish sauce, and lime juice. Simmer for 10 minutes.
5. Season with salt and pepper. Garnish with fresh cilantro before serving.



Nutritional Information:

Calories: 320, Protein: 25g, Carbohydrates: 8g, Fat: 22g, Fiber: 2g, Cholesterol: 65mg, Sodium: 780mg, Potassium: 650mg



RUSTIC ITALIAN MEATBALL SOUP



Servings:
6



Prep:
20 min



Cook:
40 min



Equipment: Large Pot, Mixing Bowl, Wooden Spoon



Ingredients:

- 1 lb ground beef
- 1/2 cup grated Parmesan cheese
- 1/4 cup almond flour
- 1 large egg
- 1 tsp Italian seasoning
- 1/2 tsp salt
- 1/4 tsp black pepper
- 2 tbsp olive oil
- 1 medium onion, chopped
- 2 cloves garlic, minced
- 6 cups beef broth
- 1 can (14.5 oz) diced tomatoes
- 2 cups spinach leaves
- 1 tsp dried basil



Directions:

1. In a mixing bowl, combine ground beef, Parmesan cheese, almond flour, egg, Italian seasoning, salt, and pepper. Form into small meatballs.
2. Heat olive oil in a large pot over medium heat. Add meatballs and cook until browned on all sides. Remove and set aside.
3. In the same pot, add onion and garlic; sauté until onion is translucent.
4. Pour in beef broth and diced tomatoes; bring to a boil.
5. Return meatballs to the pot, reduce heat, and simmer for 20 minutes.
6. Stir in spinach and basil; cook until spinach is wilted. Serve hot.



Nutritional Information:

Calories: 320, Protein: 25g, Carbohydrates: 8g, Fat: 22g, Fiber: 2g, Cholesterol: 85 mg, Sodium: 780 mg, Potassium: 650 mg



SMOKY CHIPOTLE CHICKEN STEW



Servings:
6



Prep:
20 min



Cook:
1 h



Equipment: Large Pot, Wooden Spoon, Knife



Ingredients:

- 1 ½ lbs boneless, skinless chicken thighs, cut into bite-sized pieces
- 2 tbsp olive oil
- 1 medium onion, diced
- 2 cloves garlic, minced
- 1 tsp ground cumin
- 1 tsp smoked paprika
- 1 chipotle pepper in adobo sauce, chopped
- 4 cups chicken broth
- 1 cup diced tomatoes
- 1 red bell pepper, diced
- 1 zucchini, diced
- Salt and pepper to taste
- 2 tbsp fresh cilantro, chopped



Directions:

1. Heat olive oil in a large pot over medium heat. Add chicken and cook until browned.
2. Add onion and garlic; sauté until onion is translucent.
3. Stir in cumin, smoked paprika, and chipotle pepper; cook for 1 minute.
4. Pour in chicken broth and diced tomatoes; bring to a simmer.
5. Add bell pepper and zucchini; cover and cook for 30 minutes, stirring occasionally.
6. Season with salt and pepper. Garnish with cilantro before serving.



Nutritional Information:

Calories: 280, Protein: 30g, Carbohydrates: 8g, Fat: 15g, Fiber: 2g, Cholesterol: 95mg, Sodium: 600mg, Potassium: 750mg



SAVORY CLAM CHOWDER



Servings:
4



Prep:
15 min



Cook:
30 min



Equipment: Large Pot, Wooden Spoon, Ladle



Ingredients:

- 2 tbsp unsalted butter
- 1/2 cup chopped onion
- 1/2 cup chopped celery
- 2 cups cauliflower florets
- 1 cup heavy cream
- 1 cup chicken broth
- 2 (6.5 oz) cans of clams, drained
- 1/2 tsp salt
- 1/4 tsp black pepper
- 1/4 tsp dried thyme



Directions:

1. Melt butter in a large pot over medium heat. Add onion and celery, sauté until soft.
2. Add cauliflower florets, heavy cream, and chicken broth to the pot. Bring to a simmer.
3. Stir in clams, salt, pepper, and thyme. Cook for 15–20 minutes until cauliflower is tender.
4. Use a ladle to serve hot, garnished with fresh herbs if desired.



Nutritional Information:

Calories: 320, Protein: 15g, Carbohydrates: 8g, Fat: 28g, Fiber: 2g, Cholesterol: 85 mg, Sodium: 650 mg, Potassium: 450 mg



HEARTY HARVEST VEGETABLE STEW



Servings:
6



Prep:
20 min



Cook:
1 h



Equipment: Large Pot, Wooden Spoon, Knife



Ingredients:

- 2 tbsp olive oil
- 1 cup chopped celery
- 1 cup chopped zucchini
- 1 cup chopped bell peppers
- 1 cup chopped cauliflower
- 1 cup chopped tomatoes
- 4 cups vegetable broth
- 2 tsp minced garlic
- 1 tsp dried thyme
- 1 tsp dried oregano
- Salt and pepper to taste



Directions:

1. Heat olive oil in a large pot over medium heat.
2. Add celery, zucchini, bell peppers, and garlic; sauté for 5 minutes.
3. Stir in cauliflower and tomatoes, cooking for another 5 minutes.
4. Pour in vegetable broth, then add thyme, oregano, salt, and pepper.
5. Bring to a boil, then reduce heat to low and simmer for 45 minutes.
6. Adjust seasoning as needed before serving.



Nutritional Information:

Calories: 110, Protein: 4g, Carbohydrates: 9g, Fat: 7g, Fiber: 3g, Cholesterol: 0mg, Sodium: 500mg, Potassium: 450mg



CREAMY ASPARAGUS ALMOND SOUP



Servings:
4



Prep:
10 min



Cook:
20 min



Equipment: Blender, Large Pot, Wooden Spoon



Ingredients:

- 1 lb fresh asparagus, trimmed and chopped
- 1 cup unsweetened almond milk
- 1/2 cup sliced almonds
- 2 tbsp olive oil
- 1 medium onion, chopped
- 2 cloves garlic, minced
- 2 cups chicken broth
- Salt and pepper to taste



Directions:

1. Heat olive oil in a large pot over medium heat. Add onion and garlic, sauté until translucent.
2. Add chopped asparagus and cook for 5 minutes, stirring occasionally.
3. Pour in chicken broth, bring to a boil, then reduce heat and simmer for 10 minutes.
4. Stir in almond milk and sliced almonds, cook for an additional 5 minutes.
5. Use a blender to puree the soup until smooth. Season with salt and pepper to taste.



Nutritional Information:

Calories: 180, Protein: 6g, Carbohydrates: 8g, Fat: 14g, Fiber: 4g, Cholesterol: 0mg, Sodium: 300mg, Potassium: 400mg



SPICED MOROCCAN LAMB STEW



Servings:
6



Prep:
20 min



Cook:
1 h 30 min



Equipment: Dutch Oven, Cutting Board, Knife



Ingredients:

- 2 lbs lamb shoulder, cut into 1-inch cubes
- 2 tbsp olive oil
- 1 large onion, chopped
- 3 cloves garlic, minced
- 2 tsp ground cumin
- 1 tsp ground coriander
- 1 tsp ground cinnamon
- 1/2 tsp cayenne pepper
- 1 can (14 oz) diced tomatoes
- 2 cups beef broth
- 1 cup water
- 1 medium zucchini, chopped
- 1 red bell pepper, chopped
- Salt and pepper to taste
- 1/4 cup fresh cilantro, chopped



Directions:

1. Heat olive oil in a Dutch oven over medium-high heat. Add lamb cubes and brown on all sides. Remove lamb and set aside.
2. In the same pot, add onion and garlic; sauté until softened.
3. Stir in cumin, coriander, cinnamon, and cayenne pepper; cook for 1 minute until fragrant.
4. Return lamb to the pot. Add diced tomatoes, beef broth, and water. Bring to a boil, then reduce heat to low and cover. Simmer for 1 hour.
5. Add zucchini and red bell pepper; continue to simmer for an additional 30 minutes, or until vegetables are tender.
6. Season with salt and pepper. Garnish with fresh cilantro before serving.



Nutritional Information:

Calories: 380, Protein: 30g, Carbohydrates: 8g, Fat: 25g, Fiber: 2g, Cholesterol: 95 mg, Sodium: 480 mg, Potassium: 750 mg

Fish and Seafood





OCEAN'S BOUNTY BAKED SALMON



Servings:
4



Prep:
10 min



Bake:
20 min



Equipment: Baking Sheet, Aluminum Foil, Mixing Bowl



Ingredients:

- 1 lb Salmon Fillet
- 2 tsp Olive Oil
- 1 tsp Lemon Juice
- 1 tsp Garlic Powder
- 1 tsp Dried Dill
- 1/2 tsp Sea Salt
- 1/4 tsp Black Pepper
- 1 Lemon, sliced



Directions:

1. Preheat the oven to 400°F (200°C). Line a baking sheet with aluminum foil.
2. Place the salmon fillet on the prepared baking sheet.
3. In a mixing bowl, combine olive oil, lemon juice, garlic powder, dried dill, sea salt, and black pepper.
4. Brush the olive oil mixture evenly over the salmon fillet.
5. Arrange lemon slices on top of the salmon.
6. Bake in the preheated oven for 20 minutes or until the salmon flakes easily with a fork.
7. Remove from oven and let it rest for a few minutes before serving.



Nutritional Information:

Calories: 280, Protein: 25g, Carbohydrates: 1g, Fat: 19g,
Fiber: 0g, Cholesterol: 70mg, Sodium: 250mg, Potassium:
450mg



KETO-FRIENDLY SHRIMP SCAMPI



Servings:
4



Prep:
10 min



Cook:
10 min



Equipment: Skillet, Spatula, Measuring Spoons



Ingredients:

- 1 lb large shrimp, peeled and deveined
- 2 tsp unsalted butter
- 3 tbsp olive oil
- 4 cloves garlic, minced
- 1/4 cup chicken broth
- 2 tbsp lemon juice
- 1/4 tsp red pepper flakes
- Salt and pepper to taste
- 2 tbsp fresh parsley, chopped



Directions:

1. Heat the olive oil and butter in a skillet over medium heat.
2. Add the minced garlic and red pepper flakes, sautéing until fragrant, about 1 minute.
3. Add the shrimp to the skillet, cooking until pink and opaque, about 2–3 minutes per side.
4. Pour in the chicken broth and lemon juice, stirring to combine and simmer for another 2 minutes.
5. Season with salt and pepper, then garnish with fresh parsley before serving.



Nutritional Information:

Calories: 250, Protein: 24g, Carbohydrates: 2g, Fat: 17g,
Fiber: 0g, Cholesterol: 220 mg, Sodium: 560 mg,
Potassium: 220 mg



HARBOR'S DELIGHT TUNA STEAKS



Servings:
4



Prep:
10 min



Cook:
8 min



Equipment: Grill pan, Mixing bowl, Tongs



Ingredients:

- 4 (6 oz) tuna steaks
- 2 tsp olive oil
- 2 tbsp lemon juice
- 2 cloves garlic, minced
- 1 tsp salt
- 1/2 tsp black pepper
- 1 tbsp fresh parsley, chopped



Directions:

1. In a mixing bowl, combine olive oil, lemon juice, minced garlic, salt, and black pepper.
2. Marinate the tuna steaks in the mixture for at least 5 minutes.
3. Preheat a grill pan over medium-high heat.
4. Grill the tuna steaks for 3–4 minutes on each side, or until desired doneness.
5. Remove from heat and let rest for 2 minutes.
6. Garnish with fresh parsley before serving.



Nutritional Information:

Calories: 250, Protein: 40g, Carbohydrates: 1g, Fat: 10g,
Fiber: 0g, Cholesterol: 60 mg, Sodium: 400 mg, Potassium:
600 mg



SAVORY SEASIDE LOBSTER BISQUE



Servings:
4



Prep:
20 min



Cook:
30 min



Equipment: Large Pot, Blender, Ladle



Ingredients:

- 1 lb lobster meat, cooked and chopped
- 2 tbsp unsalted butter
- 1 cup heavy cream
- 2 cups seafood stock
- 1/2 cup dry white wine
- 1/4 cup onion, finely chopped
- 2 cloves garlic, minced
- 1 tsp paprika
- Salt and pepper to taste



Directions:

1. Melt butter in a large pot over medium heat. Add onion and garlic; sauté until translucent.
2. Stir in the paprika and white wine, cooking for 2–3 minutes until the wine reduces slightly.
3. Add seafood stock and bring to a simmer. Stir in the heavy cream.
4. Add lobster meat and cook for an additional 10 minutes.
5. Blend the bisque until smooth using a blender. Return to pot, season with salt and pepper, and heat through.
6. Serve hot, garnished with a sprinkle of paprika if desired.



Nutritional Information:

Calories: 320, Protein: 25g, Carbohydrates: 4g, Fat: 22g,
Fiber: 0g, Cholesterol: 150 mg, Sodium: 480 mg,
Potassium: 350 mg



TANGY LEMON BUTTER HALIBUT



Servings:
4



Prep:
10 min



Cook:
15 min



Equipment: Skillet, Spatula, Zester



Ingredients:

- 1.5 lbs halibut fillets
- 2 tsp unsalted butter
- 1 tbsp olive oil
- 2 tbsp lemon juice
- 1 tsp lemon zest
- 2 cloves garlic, minced
- 1/4 cup fresh parsley, chopped
- Salt and pepper to taste



Directions:

1. Heat the olive oil and 1 tablespoon of butter in a skillet over medium heat.
2. Season the halibut fillets with salt and pepper, then add them to the skillet.
3. Cook the fillets for 4–5 minutes on each side until golden brown and cooked through.
4. Remove the fillets from the skillet and set aside.
5. In the same skillet, add the remaining butter, garlic, lemon juice, and zest. Cook for 1–2 minutes until fragrant.
6. Return the halibut to the skillet, spoon the sauce over the fillets, and sprinkle with fresh parsley before serving.



Nutritional Information:

Calories: 310, Protein: 35g, Carbohydrates: 2g, Fat: 18g, Fiber: 0g, Cholesterol: 90mg, Sodium: 150mg, Potassium: 650mg



OCEANIC TWIST CRAB CAKES



Pieces:
6



Prep:
20 min



Cook:
15 min



Equipment: Mixing Bowl, Skillet, Spatula



Ingredients:

- 1 lb lump crab meat
- 1/4 cup almond flour
- 1/4 cup mayonnaise
- 1 large egg
- 1 tbsp Dijon mustard
- 1 tsp lemon juice
- 1 tsp Old Bay seasoning
- 1/4 tsp garlic powder
- 2 tbsp unsalted butter
- Salt and pepper to taste



Directions:

1. In a mixing bowl, combine crab meat, almond flour, mayonnaise, egg, Dijon mustard, lemon juice, Old Bay seasoning, and garlic powder. Mix gently to maintain crab meat texture.
2. Season the mixture with salt and pepper to taste.
3. Shape the mixture into 6 equal-sized patties.
4. Heat butter in a skillet over medium heat. Cook the crab cakes for 3–4 minutes on each side until golden brown and heated through.
5. Serve hot with your choice of keto-friendly dipping sauce or salad.



Nutritional Information:

Calories: 210, Protein: 18g, Carbohydrates: 2g, Fat: 15g, Fiber: 1g, Cholesterol: 95 mg, Sodium: 420 mg, Potassium: 180 mg



ZESTY LIME AND CHILLI PRAWNS



Servings:
4



Prep:
10 min



Cook:
5 min



Equipment: Skillet, Mixing Bowl, Tongs



Ingredients:

- 1 lb large prawns, peeled and deveined
- 2 tsp olive oil
- 2 tbsp lime juice
- 1 tsp lime zest
- 1 tsp chilli flakes
- 2 cloves garlic, minced
- Salt and pepper to taste
- 2 tbsp fresh cilantro, chopped



Directions:

1. In a mixing bowl, combine olive oil, lime juice, lime zest, chilli flakes, and minced garlic. Season with salt and pepper.
2. Add the prawns to the bowl, tossing to coat them evenly with the marinade. Let it sit for 5 minutes.
3. Heat a skillet over medium-high heat. Add the marinated prawns and cook for 2–3 minutes on each side, until they turn pink and opaque.
4. Remove from heat and sprinkle with fresh cilantro.
5. Serve immediately, garnished with extra lime wedges if desired.



Nutritional Information:

Calories: 210, Protein: 25g, Carbohydrates: 2g, Fat: 12g,
Fiber: 0g, Cholesterol: 190 mg, Sodium: 380 mg,
Potassium: 220 mg



KETO CAJUN CATFISH



Servings:
4



Prep:
10 min



Cook:
15 min



Equipment: Skillet, Mixing Bowl, Spatula



Ingredients:

- 1 lb catfish fillets
- 2 tbsp olive oil
- 1 tbsp Cajun seasoning
- 1 tsp garlic powder
- 1/2 tsp salt
- 1/4 tsp black pepper
- 1 lemon, sliced



Directions:

1. In a mixing bowl, combine Cajun seasoning, garlic powder, salt, and black pepper.
2. Rub the seasoning mixture evenly over both sides of the catfish fillets.
3. Heat olive oil in a skillet over medium-high heat.
4. Add the seasoned catfish fillets to the skillet and cook for 5–7 minutes on each side or until the fish flakes easily with a fork.
5. Serve the catfish with lemon slices on the side for an extra burst of flavor.



Nutritional Information:

Calories: 250, Protein: 22g, Carbohydrates: 1g, Fat: 18g,
Fiber: 0g, Cholesterol: 70 mg, Sodium: 350 mg, Potassium:
450 mg



SUNSET GRILLED SWORDFISH



Servings:
4



Prep:
15 min



Cook:
10 min



Equipment: Grill, Mixing Bowl, Tongs



Ingredients:

- 4 (6 oz) swordfish steaks
- 1/4 cup olive oil
- 2 tbsp lemon juice
- 2 cloves garlic, minced
- 1 tsp dried oregano
- 1/2 tsp salt
- 1/4 tsp black pepper
- 1 tbsp fresh parsley, chopped (for garnish)



Directions:

1. In a mixing bowl, combine olive oil, lemon juice, garlic, oregano, salt, and black pepper.
2. Place swordfish steaks in the bowl, ensuring they are well-coated with the marinade. Let them marinate for 10 minutes.
3. Preheat the grill to medium-high heat.
4. Grill the swordfish steaks for 4–5 minutes on each side, or until they are opaque and flake easily with a fork.
5. Remove from the grill and garnish with fresh parsley before serving.



Nutritional Information:

Calories: 320, Protein: 34g, Carbohydrates: 1g, Fat: 20g, Fiber: 0g, Cholesterol: 80mg, Sodium: 320mg, Potassium: 600mg



LOW-CARB SEAFOOD CHOWDER



Servings:
4



Prep:
15 min



Cook:
30 min



Equipment: Large Pot, Wooden Spoon, Ladle



Ingredients:

- 1 tbsp olive oil
- 1 cup chopped onion
- 2 cloves garlic, minced
- 4 cups seafood stock
- 1 cup heavy cream
- 8 oz shrimp, peeled and deveined
- 8 oz cod fillet, cut into bite-sized pieces
- 1 cup cauliflower florets
- 1 tsp dried thyme
- Salt and pepper to taste
- 2 tbsp chopped fresh parsley



Directions:

1. Heat olive oil in a large pot over medium heat. Add onion and garlic, sauté until softened.
2. Pour in seafood stock and bring to a gentle simmer.
3. Stir in heavy cream, shrimp, cod, and cauliflower florets. Cook for 10-12 minutes until seafood is cooked through and cauliflower is tender.
4. Season with thyme, salt, and pepper. Adjust seasoning to taste.
5. Garnish with fresh parsley before serving.



Nutritional Information:

Calories: 320, Protein: 25g, Carbohydrates: 8g, Fat: 22g, Fiber: 2g, Cholesterol: 180 mg, Sodium: 850 mg, Potassium: 650 mg



CRISPY SKIN BARRAMUNDI DELIGHT



Servings:
4



Prep:
15 min



Cook:
10 min



Equipment: Non-stick skillet, Fish spatula, Mixing bowl



Ingredients:

- 4 (6 oz) barramundi fillets, skin-on
- 2 tsp olive oil
- 1 tsp sea salt
- 1/2 tsp black pepper
- 2 tbsp unsalted butter
- 1 lemon, juiced
- 2 cloves garlic, minced
- 1 tbsp fresh parsley, chopped



Directions:

1. Pat the barramundi fillets dry with paper towels and season with sea salt and black pepper.
2. Heat olive oil in a non-stick skillet over medium-high heat.
3. Place the fillets skin-side down in the skillet and cook for 4–5 minutes until the skin is crispy.
4. Flip the fillets and cook for an additional 2–3 minutes until cooked through.
5. Remove the fillets from the skillet and set aside.
6. In the same skillet, melt the butter, then add garlic and lemon juice, cooking for 1 minute.
7. Pour the lemon butter sauce over the fillets and garnish with fresh parsley.



Nutritional Information:

Calories: 320, Protein: 35g, Carbohydrates: 2g, Fat: 20g, Fiber: 0g, Cholesterol: 95mg, Sodium: 450mg, Potassium: 650mg



CREAMY GARLIC BUTTER SCALLOPS



Servings:
4



Prep:
10 min



Cook:
10 min



Equipment: Skillet, Spatula, Measuring Cups and Spoons



Ingredients:

- 1 lb sea scallops
- 2 tbsp unsalted butter
- 4 cloves garlic, minced
- 1/2 cup heavy cream
- 1/4 cup grated Parmesan cheese
- 1 tbsp lemon juice
- Salt and pepper to taste
- 1 tbsp chopped fresh parsley



Directions:

1. Pat the scallops dry with paper towels and season with salt and pepper.
2. Heat the butter in a skillet over medium-high heat. Add the scallops and sear for 2–3 minutes on each side until golden brown. Remove and set aside.
3. In the same skillet, add the garlic and sauté for 1 minute until fragrant.
4. Stir in the heavy cream and Parmesan cheese, cooking until the sauce thickens slightly.
5. Return the scallops to the skillet, add lemon juice, and cook for another 2 minutes.
6. Garnish with fresh parsley before serving.



Nutritional Information:

Calories: 320, Protein: 25g, Carbohydrates: 4g, Fat: 24g, Fiber: 0g, Cholesterol: 85 mg, Sodium: 420 mg, Potassium: 380 mg



TUSCAN INSPIRED KETO COD



Servings:
4



Prep:
10 min



Cook:
15 min



Equipment: Skillet, Spatula, Measuring Cups



Ingredients:

- 1 lb cod fillets
- 2 tbsp olive oil
- 3 cloves garlic, minced
- 1 cup cherry tomatoes, halved
- 1/2 cup heavy cream
- 1/4 cup chicken broth
- 1 tsp dried basil
- Salt and pepper to taste
- 1/4 cup fresh basil, chopped (for garnish)



Directions:

1. Heat olive oil in a skillet over medium heat. Add garlic and sauté until fragrant.
2. Add cherry tomatoes and cook until they start to soften.
3. Stir in heavy cream, chicken broth, and dried basil. Season with salt and pepper.
4. Place cod fillets in the skillet, spooning sauce over them. Cover and cook for 10–12 minutes until the cod is cooked through.
5. Garnish with fresh basil before serving.



Nutritional Information:

Calories: 320, Protein: 28g, Carbohydrates: 6g, Fat: 20g, Fiber: 1g, Cholesterol: 80 mg, Sodium: 180 mg, Potassium: 750 mg



SHELLFISH PLATTER WITH KETO AIOLI



Servings:
4



Prep:
20 min



Cook:
10 min



Equipment: Large Pot, Mixing Bowl, Whisk



Ingredients:

- 1 lb shrimp, peeled and deveined
- 1 lb mussels, cleaned
- 1 lb clams, cleaned
- 1 cup mayonnaise
- 2 tbsp lemon juice
- 2 cloves garlic, minced
- 1 tsp Dijon mustard
- 1/4 tsp salt
- 1/4 tsp black pepper
- 2 tbsp olive oil
- Fresh parsley, for garnish



Directions:

1. Bring a large pot of water to a boil and add the shrimp, mussels, and clams. Cook for 5–7 minutes until the shellfish are cooked through and the mussels and clams have opened.
2. Drain the shellfish and set aside to cool slightly.
3. In a mixing bowl, whisk together the mayonnaise, lemon juice, garlic, Dijon mustard, salt, and black pepper to create the aioli.
4. Arrange the shellfish on a platter and drizzle with olive oil.
5. Serve the shellfish with the aioli on the side, garnished with fresh parsley.



Nutritional Information:

Calories: 450, Protein: 35g, Carbohydrates: 3g, Fat: 32g, Fiber: 0g, Cholesterol: 220 mg, Sodium: 780 mg, Potassium: 450 mg



TROPICAL COCONUT LIME SHRIMP



Servings:
4



Prep:
10 min



Cook:
15 min



Equipment: Skillet, Mixing Bowl, Zester



Ingredients:

- 1 lb shrimp, peeled and deveined
- 1 tsp coconut oil
- 1/2 cup coconut milk
- 2 tbsp lime juice
- 1 tsp lime zest
- 1/4 cup cilantro, chopped
- 1/2 tsp garlic powder
- Salt and pepper to taste



Directions:

1. Heat coconut oil in a skillet over medium heat.
2. Add shrimp and cook until pink and opaque, about 3–4 minutes per side.
3. In a mixing bowl, combine coconut milk, lime juice, lime zest, garlic powder, salt, and pepper.
4. Pour the coconut lime mixture over the shrimp and simmer for 5 minutes.
5. Garnish with chopped cilantro before serving.



Nutritional Information:

Calories: 210, Protein: 25g, Carbohydrates: 3g, Fat: 12g, Fiber: 1g, Cholesterol: 190mg, Sodium: 380mg, Potassium: 350mg



HERB-INFUSED BAKED TROUT



Servings:
4



Prep:
10 min



Bake:
20 min



Equipment: Baking Sheet, Parchment Paper, Mixing Bowl



Ingredients:

- 4 (6 oz) trout fillets
- 2 tbsp olive oil
- 1 tbsp lemon juice
- 2 cloves garlic, minced
- 1 tsp fresh thyme leaves
- 1 tsp fresh rosemary, chopped
- 1 tsp salt
- 1/2 tsp black pepper
- Lemon wedges, for serving



Directions:

1. Preheat the oven to 375°F (190°C) and line a baking sheet with parchment paper.
2. In a mixing bowl, combine olive oil, lemon juice, garlic, thyme, rosemary, salt, and pepper.
3. Place the trout fillets on the prepared baking sheet and brush them with the herb mixture.
4. Bake in the preheated oven for 20 minutes, or until the trout is cooked through and flakes easily with a fork.
5. Serve with lemon wedges for an added zest.



Nutritional Information:

Calories: 310, Protein: 34g, Carbohydrates: 2g, Fat: 19g, Fiber: 0g, Cholesterol: 95mg, Sodium: 550mg, Potassium: 750mg



SPICY BLACKENED MAHI-MAHI



Servings:
4



Prep:
10 min



Cook:
15 min



Equipment: Cast Iron Skillet, Mixing Bowl, Tongs



Ingredients:

- 4 (6 oz) Mahi-Mahi fillets
- 2 tbsp olive oil
- 2 tbsp paprika
- 1 tbsp garlic powder
- 1 tbsp onion powder
- 1 tsp cayenne pepper
- 1 tsp dried thyme
- 1 tsp dried oregano
- 1/2 tsp salt
- 1/2 tsp black pepper
- 1 lemon, cut into wedges



Directions:

1. In a mixing bowl, combine paprika, garlic powder, onion powder, cayenne pepper, thyme, oregano, salt, and black pepper.
2. Pat the Mahi-Mahi fillets dry with paper towels and coat them with olive oil.
3. Generously rub the spice mixture over both sides of each fillet.
4. Heat a cast iron skillet over medium-high heat. Once hot, add the fillets and cook for 3-4 minutes on each side until blackened and cooked through.
5. Serve immediately with lemon wedges for squeezing over the top.



Nutritional Information:

Calories: 290, Protein: 35g, Carbohydrates: 3g, Fat: 15g, Fiber: 1g, Cholesterol: 90 mg, Sodium: 450 mg, Potassium: 750 mg



MEDITERRANEAN STUFFED CALAMARI



Servings:
4



Prep:
20 min



Cook:
30 min



Equipment: Skillet, Mixing Bowl, Baking Dish



Ingredients:

- 1 lb calamari tubes, cleaned
- 2 tbsp olive oil
- 1/2 cup feta cheese, crumbled
- 1/4 cup sun-dried tomatoes, chopped
- 1/4 cup black olives, chopped
- 2 cloves garlic, minced
- 1 tsp dried oregano
- 1/2 tsp salt
- 1/4 tsp black pepper
- 1 tbsp fresh parsley, chopped



Directions:

1. Preheat oven to 375°F (190°C).
2. In a mixing bowl, combine feta cheese, sun-dried tomatoes, olives, garlic, oregano, salt, and pepper.
3. Stuff each calamari tube with the mixture and secure with toothpicks.
4. Heat olive oil in a skillet over medium heat and sear stuffed calamari for 2–3 minutes on each side.
5. Transfer to a baking dish and bake for 20 minutes. Garnish with fresh parsley before serving.



Nutritional Information:

Calories: 220, Protein: 25g, Carbohydrates: 5g, Fat: 12g, Fiber: 1g, Cholesterol: 120 mg, Sodium: 650 mg, Potassium: 350 mg



KETO-FRIENDLY CLAM CHOWDER



Servings:
4



Prep:
15 min



Cook:
25 min



Equipment: Large Pot, Wooden Spoon, Ladle



Ingredients:

- 2 tbsp unsalted butter
- 4 oz bacon, chopped
- 1 cup celery, diced
- 1 cup onion, diced
- 2 cups cauliflower florets, chopped
- 2 cups clam juice
- 1 lb canned clams, drained
- 1 cup heavy cream
- 1 tsp dried thyme
- Salt and pepper to taste



Directions:

1. In a large pot, melt the butter over medium heat and cook the bacon until crispy.
2. Add the celery and onion to the pot, sautéing until the vegetables are tender.
3. Stir in the cauliflower florets and cook for an additional 5 minutes.
4. Pour in the clam juice and bring the mixture to a simmer, cooking until the cauliflower is tender.
5. Add the clams, heavy cream, and thyme, stirring to combine. Season with salt and pepper.
6. Simmer for another 5 minutes, allowing the flavors to meld together.
7. Serve hot, garnished with additional thyme if desired.



Nutritional Information:

Calories: 320, Protein: 18g, Carbohydrates: 8g, Fat: 24g, Fiber: 2g, Cholesterol: 95mg, Sodium: 780mg, Potassium: 450mg



ALMOND CRUSTED FLOUNDER



Servings:
4



Prep:
15 min



Cook:
10 min



Equipment: Baking Sheet, Mixing Bowl, Oven



Ingredients:

- 1 lb flounder fillets
- 1 cup almond flour
- 2 large eggs
- 1/2 tsp garlic powder
- 1/2 tsp paprika
- 1/4 tsp salt
- 1/4 tsp black pepper
- 2 tbsp olive oil



Directions:

1. Preheat the oven to 400°F (200°C) and line a baking sheet with parchment paper.
2. In a mixing bowl, combine almond flour, garlic powder, paprika, salt, and black pepper.
3. In another bowl, beat the eggs until well mixed.
4. Dip each flounder fillet in the egg, then coat with the almond flour mixture.
5. Place the coated fillets on the prepared baking sheet and drizzle with olive oil.
6. Bake for 10 minutes or until the fish is cooked through and the crust is golden brown.



Nutritional Information:

Calories: 320, Protein: 28g, Carbohydrates: 5g, Fat: 22g, Fiber: 3g, Cholesterol: 125 mg, Sodium: 220 mg, Potassium: 450 mg



SEAFOOD PAELLA, KETO STYLE



Servings:
4



Prep:
20 min



Cook:
30 min



Equipment: Large Skillet, Wooden Spoon, Measuring Cups



Ingredients:

- 1 lb shrimp, peeled and deveined
- 8 oz mussels, cleaned
- 1 cup cauliflower rice
- 1/2 cup chicken broth
- 1/4 cup diced tomatoes
- 1/4 cup chopped bell pepper
- 2 tbsp olive oil
- 1 tsp smoked paprika
- 1/2 tsp saffron threads
- 2 cloves garlic, minced
- Salt and pepper to taste
- Lemon wedges for serving



Directions:

1. Heat olive oil in a large skillet over medium heat. Add garlic and bell pepper, sautéing until fragrant.
2. Stir in the smoked paprika and saffron threads, then add the diced tomatoes and chicken broth.
3. Add the cauliflower rice, stirring to combine. Cook for 5 minutes, allowing the flavors to meld.
4. Nestle the shrimp and mussels into the mixture, cover, and cook until the seafood is cooked through and the mussels have opened, about 10 minutes.
5. Season with salt and pepper to taste. Serve with lemon wedges on the side.



Nutritional Information:

Calories: 250, Protein: 30g, Carbohydrates: 8g, Fat: 12g, Fiber: 3g, Cholesterol: 180 mg, Sodium: 600 mg, Potassium: 450 mg



GRILLED OCTOPUS WITH LEMON AND CAPERS



Servings:
4



Prep:
20 min



Cook:
40 min



Equipment: Grill, Large Pot, Tongs



Ingredients:

- 2 lbs octopus
- 2 tbsp olive oil
- 1 lemon, juiced
- 2 tbsp capers
- 2 cloves garlic, minced
- 1 tsp salt
- 1/2 tsp black pepper
- 1/4 cup fresh parsley, chopped



Directions:

1. Bring a large pot of salted water to a boil and cook the octopus for 30 minutes until tender.
2. Remove the octopus from the pot and let it cool slightly, then cut into manageable pieces.
3. Preheat the grill to medium-high heat.
4. In a bowl, mix olive oil, lemon juice, garlic, salt, and pepper. Toss the octopus pieces in this mixture.
5. Grill the octopus for 5–7 minutes on each side until charred and crispy.
6. Remove from the grill and garnish with capers and fresh parsley before serving.



Nutritional Information:

Calories: 220, Protein: 30g, Carbohydrates: 4g, Fat: 9g, Fiber: 1g, Cholesterol: 96 mg, Sodium: 780 mg, Potassium: 450 mg



Snacks and Appetizers



CREAMY AVOCADO KETO SPRING ROLLS



Rolls:
8



Prep:
20 min



Chill:
10 min



Equipment: Sharp Knife, Cutting Board, Mixing Bowl



Ingredients:

- 2 ripe avocados, peeled and pitted
- 1/2 cup shredded carrots
- 1/2 cup sliced cucumber
- 1 tbsp lime juice
- 1/2 cup sliced cucumber
- 1/4 cup fresh cilantro leaves
- 1/4 tsp salt
- 1/4 cup sliced green onions
- 1/4 tsp black pepper
- 8 large lettuce leaves (such as romaine or butter lettuce)



Directions:

1. In a mixing bowl, mash the avocados with lime juice, salt, and black pepper until smooth.
2. Lay a lettuce leaf flat and spread a spoonful of the avocado mixture onto it.
3. Top with a small amount of shredded carrots, sliced cucumber, cilantro leaves, and green onions.
4. Roll the lettuce leaf tightly around the filling to form a spring roll.
5. Repeat with the remaining ingredients to make 8 rolls.
6. Chill the rolls in the refrigerator for 10 minutes before serving.



Nutritional Information:

Calories: 120, Protein: 2g, Carbohydrates: 8g, Fat: 10g, Fiber: 5g, Cholesterol: 0 mg, Sodium: 100 mg, Potassium: 450 mg



CUCUMBER BOATS WITH TUNA SALAD



Servings:
4



Prep:
15 min



Chill:
10 min



Equipment: Mixing Bowl, Spoon, Knife



Ingredients:

- 2 medium cucumbers
- 1/4 teaspoon salt
- 1 can (5 oz) tuna, drained
- 1/4 teaspoon black pepper
- 1/4 cup mayonnaise
- 1/4 cup celery, finely chopped
- 1 tablespoon lemon juice
- 1 tablespoon dill, chopped
- 1/4 cup red onion, finely chopped



Directions:

1. Slice the cucumbers in half lengthwise and scoop out the seeds to create boats.
2. In a mixing bowl, combine the tuna, mayonnaise, lemon juice, dill, salt, and pepper.
3. Add the chopped celery and red onion to the tuna mixture and stir until well combined.
4. Fill each cucumber boat with the tuna salad mixture.
5. Chill the cucumber boats in the refrigerator for 10 minutes before serving.



Nutritional Information:

Calories: 150, Protein: 12g, Carbohydrates: 4g, Fat: 10g, Fiber: 1g, Cholesterol: 25 mg, Sodium: 300 mg, Potassium: 350 mg



SAVORY BACON-WRAPPED ASPARAGUS SPEARS



Servings:
8



Prep:
10 min



Cook:
15 min



Equipment: Baking Sheet, Parchment Paper, Tongs



Ingredients:

- 1 lb asparagus, trimmed
- 8 slices bacon
- 1 tbsp olive oil
- 1/2 tsp garlic powder
- 1/4 tsp black pepper



Directions:

1. Preheat the oven to 400°F (200°C) and line a baking sheet with parchment paper.
2. Toss the asparagus with olive oil, garlic powder, and black pepper.
3. Wrap each asparagus spear with a slice of bacon, securing the ends if necessary.
4. Arrange the wrapped spears on the prepared baking sheet.
5. Bake for 15 minutes, or until the bacon is crispy and the asparagus is tender.
6. Use tongs to transfer the spears to a serving platter. Serve warm.



Nutritional Information:

Calories: 120, Protein: 6g, Carbohydrates: 3g, Fat: 10g,
Fiber: 1g, Cholesterol: 20mg, Sodium: 300mg, Potassium:
230mg



SPICY JALAPENO POPPERS WITH CREAM CHEESE



Pieces:
12



Prep:
15 min



Cook:
20 min



Equipment: Baking Sheet, Mixing Bowl, Spoon



Ingredients:

- 6 large jalapenos, halved and seeded
- 8 oz cream cheese, softened
- 1 cup shredded cheddar cheese
- 1 tsp garlic powder
- 12 slices bacon
- 1 tbsp chopped fresh chives (optional)



Directions:

1. Preheat the oven to 400°F (200°C).
2. In a mixing bowl, combine cream cheese, cheddar cheese, and garlic powder until smooth.
3. Fill each jalapeno half with the cheese mixture.
4. Wrap each stuffed jalapeno with a slice of bacon and secure with a toothpick.
5. Place on a baking sheet and bake for 20 minutes or until bacon is crispy.
6. Garnish with chopped chives before serving, if desired.



Nutritional Information:

Calories: 120, Protein: 6g, Carbohydrates: 2g, Fat: 10g,
Fiber: 0g, Cholesterol: 30mg, Sodium: 220mg, Potassium:
100mg



KETO-FRIENDLY PARMESAN CRISPS



Pieces:
24



Prep:
10 min



Bake:
7 min



Equipment: Baking Sheet, Parchment Paper, Oven



Ingredients:

- 1 cup grated Parmesan cheese
- 1 tsp Italian seasoning (optional)
- 1/2 tsp garlic powder (optional)



Directions:

1. Preheat the oven to 400°F (200°C) and line a baking sheet with parchment paper.
2. In a bowl, mix the Parmesan cheese with Italian seasoning and garlic powder, if using.
3. Spoon tablespoon-sized mounds of the cheese mixture onto the prepared baking sheet, spacing them about 2 inches apart.
4. Flatten each mound slightly with the back of the spoon to form a thin circle.
5. Bake in the preheated oven for 5–7 minutes, or until the edges are golden brown.
6. Allow the crisps to cool on the baking sheet for a few minutes before transferring them to a wire rack to cool completely.



Nutritional Information:

Calories: 20, Protein: 2g, Carbohydrates: 0g, Fat: 2g, Fiber: 0g, Cholesterol: 5mg, Sodium: 85mg, Potassium: 5mg



CAULIFLOWER BITES WITH SPICY BUFFALO SAUCE



Servings:
4



Prep:
15 min



Cook:
25 min



Equipment: Baking Sheet, Mixing Bowl, Whisk



Ingredients:

- 1 medium head cauliflower, cut into bite-sized florets
- 2 tablespoons olive oil
- 1 teaspoon garlic powder
- 1 teaspoon onion powder
- 1/2 teaspoon smoked paprika
- 1/4 teaspoon salt
- 1/4 teaspoon black pepper
- 1/2 cup hot sauce
- 2 tablespoons unsalted butter, melted



Directions:

1. Preheat the oven to 425°F (220°C) and line a baking sheet with parchment paper.
2. In a mixing bowl, toss cauliflower florets with olive oil, garlic powder, onion powder, smoked paprika, salt, and black pepper until evenly coated.
3. Spread the seasoned cauliflower on the prepared baking sheet in a single layer.
4. Bake for 20 minutes, turning halfway through, until the cauliflower is tender and lightly browned.
5. In a small bowl, whisk together hot sauce and melted butter. Drizzle over the baked cauliflower and toss to coat evenly.
6. Return to the oven for an additional 5 minutes to allow the sauce to set.



Nutritional Information:

Calories: 120, Protein: 3g, Carbohydrates: 8g, Fat: 10g, Fiber: 3g, Cholesterol: 10mg, Sodium: 700mg, Potassium: 400mg



DECADENT DARK CHOCOLATE ALMOND CLUSTERS



Pieces:
12



Prep:
10 min



Chill:
30 min



Equipment: Double boiler or microwave-safe bowl, Baking sheet, Parchment paper



Ingredients:

- 8 oz dark chocolate (85% cacao or higher)
- 1 cup whole almonds
- 1 tbsp coconut oil
- 1 tsp vanilla extract
- 1/4 tsp sea salt



Directions:

1. Melt the dark chocolate and coconut oil together in a double boiler or microwave-safe bowl until smooth.
2. Stir in the vanilla extract and sea salt, mixing well.
3. Add the almonds to the chocolate mixture, ensuring they are fully coated.
4. Drop spoonfuls of the almond-chocolate mixture onto a parchment-lined baking sheet, forming clusters.
5. Chill in the refrigerator for 30 minutes or until set.



Nutritional Information:

Calories: 120, Protein: 2g, Carbohydrates: 5g, Fat: 10g, Fiber: 3g, Cholesterol: 0mg, Sodium: 20mg, Potassium: 150mg



CRUNCHY ZUCCHINI CHIPS WITH GARLIC AIOLI



Servings:
4



Prep:
15 min



Cook:
30 min



Equipment: Oven, Baking Sheet, Parchment Paper, Mixing Bowl



Ingredients:

- 2 medium zucchinis, sliced thinly
- 2 tbsp olive oil
- 1 tsp salt
- 1/2 tsp black pepper
- 1/2 cup mayonnaise
- 1 clove garlic, minced
- 1 tbsp lemon juice
- 1/4 tsp paprika



Directions:

1. Preheat the oven to 225°F and line a baking sheet with parchment paper.
2. In a mixing bowl, toss zucchini slices with olive oil, salt, and black pepper until evenly coated.
3. Arrange the zucchini slices in a single layer on the prepared baking sheet.
4. Bake for 30 minutes, or until the zucchini slices are golden brown and crispy.
5. While the chips are baking, prepare the garlic aioli by mixing mayonnaise, minced garlic, lemon juice, and paprika in a small bowl.
6. Serve the zucchini chips warm with the garlic aioli on the side for dipping.



Nutritional Information:

Calories: 150, Protein: 2g, Carbohydrates: 4g, Fat: 14g, Fiber: 1g, Cholesterol: 10mg, Sodium: 300mg, Potassium: 300mg



HERBED GOAT CHEESE STUFFED BELL PEPPERS



Pieces:
8



Prep:
20 min



Cook:
15 min



Equipment: Baking Sheet, Mixing Bowl, Spoon



Ingredients:

- 4 medium bell peppers, halved and seeded
- 8 oz goat cheese, softened
- 2 tbsp fresh parsley, chopped
- 1 tbsp fresh chives, chopped
- 1 tsp garlic powder
- 1/2 tsp salt
- 1/4 tsp black pepper
- 2 tbsp olive oil



Directions:

1. Preheat the oven to 375°F (190°C). Line a baking sheet with parchment paper.
2. In a mixing bowl, combine the goat cheese, parsley, chives, garlic powder, salt, and black pepper. Mix until well blended.
3. Stuff each bell pepper half with the herbed goat cheese mixture, pressing gently to fill.
4. Place the stuffed peppers on the prepared baking sheet. Drizzle with olive oil.
5. Bake for 15 minutes, until the peppers are tender and the cheese is slightly golden.
6. Serve warm and enjoy!



Nutritional Information:

Calories: 120, Protein: 5g, Carbohydrates: 4g, Fat: 10g, Fiber: 1g, Cholesterol: 15mg, Sodium: 180mg, Potassium: 210mg



SMOKY BBQ CHICKEN DRUMETTES



Servings:
6



Prep:
15 min



Cook:
40 min



Equipment: Baking Sheet, Mixing Bowl, Tongs



Ingredients:

- 2 lbs chicken drumettes
- 2 tbsp olive oil
- 1 tsp smoked paprika
- 1 tsp garlic powder
- 1/2 tsp onion powder
- 1/2 tsp cayenne pepper
- 1/2 cup sugar-free BBQ sauce
- Salt and pepper to taste



Directions:

1. Preheat the oven to 400°F (200°C).
2. In a mixing bowl, combine olive oil, smoked paprika, garlic powder, onion powder, cayenne pepper, salt, and pepper.
3. Toss the chicken drumettes in the spice mixture until evenly coated.
4. Arrange the drumettes on a baking sheet and bake for 30 minutes.
5. Remove from oven, brush with BBQ sauce, and bake for an additional 10 minutes until caramelized.



Nutritional Information:

Calories: 220, Protein: 18g, Carbohydrates: 2g, Fat: 16g, Fiber: 0g, Cholesterol: 80mg, Sodium: 400mg, Potassium: 240mg



MINIATURE PORTOBELLO MUSHROOM PIZZAS



Pieces:
8



Prep:
10 min



Cook:
15 min



Equipment: Baking Sheet, Oven, Mixing Bowl



Ingredients:

- 8 medium portobello mushrooms, stems removed
- 1 cup marinara sauce
- 1 cup shredded mozzarella cheese
- 1 tbsp olive oil
- 1 tsp Italian seasoning
- 8 fresh basil leaves
- Salt and pepper to taste



Directions:

1. Preheat the oven to 375°F (190°C).
2. Brush the portobello mushrooms with olive oil and season with salt, pepper, and Italian seasoning.
3. Place the mushrooms on a baking sheet, gill side up, and spread about 2 tablespoons of marinara sauce on each.
4. Sprinkle each mushroom with shredded mozzarella cheese.
5. Bake in the oven for 15 minutes, or until the cheese is melted and bubbly.
6. Garnish with fresh basil leaves before serving.



Nutritional Information:

Calories: 90, Protein: 5g, Carbohydrates: 4g, Fat: 7g, Fiber: 1g, Cholesterol: 15mg, Sodium: 220mg, Potassium: 250mg



CHILI LIME SHRIMP SKEWERS



Servings:
4



Prep:
20 min



Cook:
10 min



Equipment: Skewers, Grill or Grill Pan, Mixing Bowl



Ingredients:

- 1 lb large shrimp, peeled and deveined
- 2 tbsp olive oil
- 1 tbsp lime juice
- 1 tsp lime zest
- 1 tsp chili powder
- 1/2 tsp garlic powder
- 1/4 tsp salt
- 1/4 tsp black pepper
- 1 tbsp fresh cilantro, chopped (optional for garnish)



Directions:

1. In a mixing bowl, combine olive oil, lime juice, lime zest, chili powder, garlic powder, salt, and black pepper.
2. Add the shrimp to the bowl and toss to coat evenly with the marinade. Let it sit for 10 minutes.
3. Preheat the grill or grill pan over medium-high heat.
4. Thread the shrimp onto skewers, about 4–5 shrimp per skewer.
5. Grill the skewers for 2–3 minutes on each side until the shrimp are opaque and cooked through.
6. Garnish with fresh cilantro before serving, if desired.



Nutritional Information:

Calories: 180, Protein: 24g, Carbohydrates: 2g, Fat: 8g, Fiber: 0g, Cholesterol: 170 mg, Sodium: 480 mg, Potassium: 220 mg



PROVOLONE AND SALAMI ROLL-UPS



Rolls:
12



Prep:
10 min



Chill:
15 min



Equipment: Cutting board, Knife, Plastic wrap



Ingredients:

- 12 slices Provolone cheese
- 12 slices Salami
- 4 oz Cream cheese, softened
- 1 tbsp Fresh parsley, chopped



Directions:

1. Lay a slice of provolone cheese on a cutting board.
2. Spread a thin layer of cream cheese over the provolone.
3. Place a slice of salami on top of the cream cheese.
4. Roll the provolone and salami tightly into a log.
5. Wrap each roll in plastic wrap and chill for 15 minutes.
6. Remove from the refrigerator, unwrap, and slice into bite-sized pieces.
7. Garnish with chopped parsley before serving.



Nutritional Information:

Calories: 110, Protein: 6g, Carbohydrates: 1g, Fat: 9g,
Fiber: 0g, Cholesterol: 25mg, Sodium: 300mg, Potassium:
40mg



CRUNCHY KALE CHIPS WITH SEA SALT



Servings:
4



Prep:
10 min



Bake:
20 min



Equipment: Baking Sheet, Parchment Paper, Mixing Bowl



Ingredients:

- 1 bunch kale (about 8 oz), washed and thoroughly dried
- 1 tbsp olive oil
- 1 tsp sea salt
- 1/2 tsp garlic powder (optional)



Directions:

1. Preheat your oven to 300°F (150°C) and line a baking sheet with parchment paper.
2. Remove the kale leaves from the stems and tear them into bite-sized pieces.
3. In a mixing bowl, toss the kale with olive oil, ensuring each piece is lightly coated.
4. Spread the kale pieces in a single layer on the prepared baking sheet.
5. Sprinkle with sea salt and garlic powder, if using.
6. Bake for 20 minutes, or until the edges are crispy but not burnt.
7. Allow to cool slightly before serving.



Nutritional Information:

Calories: 50, Protein: 2g, Carbohydrates: 4g, Fat: 3.5g,
Fiber: 1g, Cholesterol: 0mg, Sodium: 250mg, Potassium:
300mg



SPICED CINNAMON PECAN ROAST



Servings:
8



Prep:
10 min



Bake:
25 min



Equipment: Baking Sheet, Mixing Bowl, Parchment Paper



Ingredients:

- 2 cups pecan halves
- 2 tablespoons unsalted butter, melted
- 1 tablespoon cinnamon
- 1 teaspoon nutmeg
- 1 teaspoon vanilla extract
- 1/4 teaspoon salt
- 2 tablespoons erythritol (or preferred keto-friendly sweetener)



Directions:

1. Preheat the oven to 300°F (150°C) and line a baking sheet with parchment paper.
2. In a mixing bowl, combine melted butter, cinnamon, nutmeg, vanilla extract, salt, and erythritol.
3. Add the pecans to the bowl and toss until they are evenly coated with the spice mixture.
4. Spread the pecans in a single layer on the prepared baking sheet.
5. Bake for 25 minutes, stirring halfway through, until the pecans are golden and fragrant.
6. Remove from the oven and let cool completely before serving.



Nutritional Information:

Calories: 210, Protein: 3g, Carbohydrates: 4g, Fat: 22g, Fiber: 3g, Cholesterol: 5mg, Sodium: 60mg, Potassium: 120mg



TANGY LEMON GARLIC OLIVES



Cups:
4



Prep:
10 min



Chill:
1 h



Equipment: Mixing Bowl, Measuring Spoons, Airtight Container



Ingredients:

- 2 cups green olives, pitted
- 1/4 cup extra-virgin olive oil
- 2 tablespoons lemon juice
- 1 tablespoon lemon zest
- 3 cloves garlic, minced
- 1 teaspoon dried oregano
- 1/2 teaspoon red pepper flakes
- Salt and pepper to taste



Directions:

1. In a mixing bowl, combine the olive oil, lemon juice, lemon zest, minced garlic, dried oregano, and red pepper flakes.
2. Add the green olives to the bowl and toss them well to coat with the marinade.
3. Season with salt and pepper to taste, mixing thoroughly.
4. Transfer the olives to an airtight container and refrigerate for at least 1 hour to allow flavors to meld.
5. Serve chilled, garnished with additional lemon zest if desired.



Nutritional Information:

Calories: 210, Protein: 1g, Carbohydrates: 4g, Fat: 22g, Fiber: 2g, Cholesterol: 0mg, Sodium: 480mg, Potassium: 40mg



CHIVE AND CREAM CHEESE DEVILED EGGS



Pieces:
12



Prep:
20 min



Chill:
30 min



Equipment: Medium Saucepan, Mixing Bowl, Piping Bag or Spoon



Ingredients:

- 6 large eggs
- 3 oz cream cheese, softened
- 2 tbsp mayonnaise
- 1 tbsp fresh chives, finely chopped
- 1 tsp Dijon mustard
- 1/4 tsp salt
- 1/8 tsp black pepper
- Paprika, for garnish



Directions:

1. Place eggs in a medium saucepan and cover with water. Bring to a boil over medium-high heat, then remove from heat and let sit for 10 minutes.
2. Drain and cool eggs under cold running water. Peel and halve eggs lengthwise, removing yolks to a mixing bowl.
3. Mash yolks with cream cheese, mayonnaise, chives, Dijon mustard, salt, and pepper until smooth.
4. Spoon or pipe the yolk mixture back into egg whites.
5. Chill in the refrigerator for 30 minutes before serving. Garnish with paprika.



Nutritional Information:

Calories: 80, Protein: 4g, Carbohydrates: 1g, Fat: 7g, Fiber: 0g, Cholesterol: 95mg, Sodium: 120mg, Potassium: 40mg



CRAB STUFFED AVOCADO HALVES



Servings:
4



Prep:
15 min



Chill:
10 min



Equipment: Mixing Bowl, Spoon, Knife



Ingredients:

- 2 ripe avocados, halved and pitted
- 8 oz fresh crab meat
- 2 tbsp mayonnaise
- 1 tbsp lemon juice
- 1 tsp Dijon mustard
- 1/4 tsp garlic powder
- Salt and pepper to taste
- 1 tbsp chopped fresh parsley



Directions:

1. In a mixing bowl, combine crab meat, mayonnaise, lemon juice, Dijon mustard, garlic powder, salt, and pepper.
2. Gently mix until all ingredients are well combined.
3. Spoon the crab mixture evenly into the avocado halves.
4. Sprinkle with chopped parsley for garnish.
5. Chill in the refrigerator for 10 minutes before serving.



Nutritional Information:

Calories: 210, Protein: 14g, Carbohydrates: 9g, Fat: 15g, Fiber: 7g, Cholesterol: 45 mg, Sodium: 320 mg, Potassium: 600 mg



SMOKED SALMON CUCUMBER BITES



Pieces:
12



Prep:
15 min



Chill:
10 min



Equipment: Sharp Knife, Cutting Board, Small Mixing Bowl



Ingredients:

- 1 large cucumber
- 4 oz smoked salmon
- 4 oz cream cheese, softened
- 1 tbsp fresh dill, chopped
- 1 tbsp lemon juice
- 1/2 tsp garlic powder
- Salt and pepper to taste



Directions:

1. Slice the cucumber into 12 even rounds, about 1/4 inch thick.
2. In a small mixing bowl, combine the cream cheese, dill, lemon juice, garlic powder, salt, and pepper. Mix until smooth.
3. Spread a generous amount of the cream cheese mixture on each cucumber slice.
4. Top each with a piece of smoked salmon, folding it neatly to fit.
5. Chill the bites in the refrigerator for 10 minutes before serving.



Nutritional Information:

Calories: 45, Protein: 3g, Carbohydrates: 1g, Fat: 4g, Fiber: 0g, Cholesterol: 12mg, Sodium: 150mg, Potassium: 60mg



ALMOND FLOUR CHEESE STRAWS



Sticks:
20



Prep:
15 min



Bake:
12 min



Equipment: Baking Sheet, Parchment Paper, Mixing Bowl



Ingredients:

- 1 1/2 cups Almond Flour
- 1 cup Cheddar Cheese, shredded
- 2 tbsp Parmesan Cheese, grated
- 1 tsp Paprika
- 1/2 tsp Garlic Powder
- 1/4 tsp Salt
- 1 Egg, beaten



Directions:

1. Preheat the oven to 350°F (175°C) and line a baking sheet with parchment paper.
2. In a mixing bowl, combine almond flour, cheddar cheese, parmesan cheese, paprika, garlic powder, and salt.
3. Add the beaten egg to the dry ingredients and mix until a dough forms.
4. Roll the dough into thin sticks and place them on the prepared baking sheet.
5. Bake for 10-12 minutes, or until golden brown and crispy. Allow to cool before serving.



Nutritional Information:

Calories: 85, Protein: 4g, Carbohydrates: 2g, Fat: 7g, Fiber: 1g, Cholesterol: 15mg, Sodium: 120mg, Potassium: 20mg



SPICY ITALIAN SAUSAGE BALLS



Balls:
24



Prep:
15 min



Cook:
20 min



Equipment: Mixing Bowl, Baking Sheet, Parchment Paper



Ingredients:

- 1 lb spicy Italian sausage, casing removed
- 1 cup almond flour
- 1 cup shredded mozzarella cheese
- 1/4 cup grated Parmesan cheese
- 1 large egg
- 1 tsp garlic powder
- 1/2 tsp onion powder
- 1/2 tsp crushed red pepper flakes
- 1/4 tsp salt
- 1/4 tsp black pepper



Directions:

1. Preheat the oven to 375°F (190°C) and line a baking sheet with parchment paper.
2. In a mixing bowl, combine the sausage, almond flour, mozzarella, Parmesan, egg, garlic powder, onion powder, red pepper flakes, salt, and black pepper.
3. Mix until all ingredients are well incorporated.
4. Roll the mixture into 1-inch balls and place them on the prepared baking sheet.
5. Bake for 18–20 minutes, or until the sausage balls are golden brown and cooked through.
6. Let cool slightly before serving.



Nutritional Information:

Calories: 85, Protein: 5g, Carbohydrates: 1g, Fat: 7g, Fiber: 0.5g, Cholesterol: 20mg, Sodium: 210mg, Potassium: 60mg



BLUE CHEESE-STUFFED CELERY STICKS



Sticks:
12



Prep:
15 min



Chill:
30 min



Equipment: Mixing Bowl, Spoon, Knife



Ingredients:

- 6 large celery stalks
- 4 oz blue cheese, crumbled
- 2 oz cream cheese, softened
- 1 tbsp sour cream
- 1 tsp lemon juice
- 1/4 tsp garlic powder
- Salt and pepper to taste
- 2 tbsp chopped walnuts (optional)
- 1 tbsp chopped fresh chives (optional)



Directions:

1. Wash and trim the celery stalks, then cut each stalk into two equal pieces.
2. In a mixing bowl, combine the blue cheese, cream cheese, sour cream, lemon juice, and garlic powder. Mix until smooth.
3. Season the cheese mixture with salt and pepper to taste.
4. Spoon the cheese mixture into the hollow of each celery stick, spreading evenly.
5. If desired, sprinkle chopped walnuts and chives over the stuffed celery for added texture and flavor.
6. Chill the stuffed celery sticks in the refrigerator for 30 minutes before serving.



Nutritional Information:

Calories: 45, Protein: 2g, Carbohydrates: 1g, Fat: 4g, Fiber: 0.5g, Cholesterol: 10mg, Sodium: 150mg, Potassium: 80mg



FUDGY KETO BROWNIE BLISS



Bars:
12



Prep:
15 min



Bake:
25 min



Equipment: Oven, Mixing Bowl, 8x8-inch Baking Pan



Ingredients:

- 1/2 cup unsalted butter
- 4 oz unsweetened chocolate
- 3/4 cup granulated erythritol
- 3 large eggs
- 1 tsp vanilla extract
- 1/2 cup almond flour
- 1/4 cup unsweetened cocoa powder
- 1/4 tsp salt
- 1/2 tsp baking powder



Directions:

1. Preheat the oven to 350°F (175°C) and grease an 8x8-inch baking pan.
2. In a mixing bowl, melt the butter and unsweetened chocolate together until smooth.
3. Stir in the erythritol, then add the eggs one at a time, mixing well after each addition.
4. Mix in the vanilla extract, then fold in the almond flour, cocoa powder, salt, and baking powder until well combined.
5. Pour the batter into the prepared baking pan and smooth the top with a spatula.
6. Bake for 25 minutes or until a toothpick inserted in the center comes out mostly clean.
7. Allow to cool before slicing into bars.



Nutritional Information:

Calories: 150, Protein: 4g, Carbohydrates: 4g, Fat: 14g, Fiber: 2g, Cholesterol: 55mg, Sodium: 60mg, Potassium: 100mg



HEAVENLY HAZELNUT KETO TRUFFLES



Pieces:
12



Prep:
20 min



Chill:
1 h



Equipment: Mixing Bowl, Baking Sheet, Parchment Paper



Ingredients:

- 1 cup hazelnuts, finely chopped
- 1/2 cup unsweetened cocoa powder
- 1/4 cup coconut oil, melted
- 1/4 cup powdered erythritol
- 1 tsp vanilla extract
- 1/4 tsp sea salt



Directions:

1. In a mixing bowl, combine the chopped hazelnuts, cocoa powder, powdered erythritol, and sea salt.
2. Add the melted coconut oil and vanilla extract to the dry ingredients, mixing until a thick dough forms.
3. Roll the mixture into 12 small balls and place them on a baking sheet lined with parchment paper.
4. Chill the truffles in the refrigerator for 1 hour until firm.
5. Serve chilled and enjoy these delightful keto treats.



Nutritional Information:

Calories: 110, Protein: 2g, Carbohydrates: 4g, Fat: 11g, Fiber: 2g, Cholesterol: 0mg, Sodium: 30mg, Potassium: 100mg



DECADENT DARK CHOCOLATE KETO MOUSSE



Servings:
4



Prep:
15 min



Chill:
1 h



Equipment: Mixing Bowl, Hand Mixer, Spatula



Ingredients:

- 4 oz dark chocolate (85% cocoa or higher)
- 1 cup heavy cream
- 2 tsp unsweetened cocoa powder
- 2 tbsp powdered erythritol
- 1 tsp vanilla extract
- 1/4 tsp sea salt



Directions:

1. Melt the dark chocolate in a microwave-safe bowl or using a double boiler, then let it cool slightly.
2. In a mixing bowl, whip the heavy cream with a hand mixer until soft peaks form.
3. Gently fold in the melted chocolate, cocoa powder, powdered erythritol, vanilla extract, and sea salt into the whipped cream.
4. Continue folding until the mixture is smooth and well combined.
5. Divide the mousse into individual serving cups and chill in the refrigerator for at least 1 hour before serving.



Nutritional Information:

Calories: 280, Protein: 3g, Carbohydrates: 7g, Fat: 27g, Fiber: 3g, Cholesterol: 60 mg, Sodium: 75 mg, Potassium: 220 mg



LOW-CARB LEMON & BLUEBERRY CHEESECAKE



Slices:
8



Prep:
20 min



Chill:
4 h



Equipment: Springform Pan, Mixing Bowls, Electric Mixer



Ingredients:

- 1 cup almond flour
- 3 tbsp unsalted butter, melted
- 16 oz cream cheese, softened
- 1 cup powdered erythritol
- 3 large eggs
- 1 tsp vanilla extract
- 2 tbsp lemon juice
- 1 tbsp lemon zest
- 1 cup fresh blueberries



Directions:

1. Preheat oven to 325°F. Grease a springform pan.
2. In a bowl, mix almond flour and melted butter. Press into the bottom of the pan to form a crust.
3. In another bowl, beat cream cheese and erythritol until smooth. Add eggs one at a time, mixing well.
4. Stir in vanilla extract, lemon juice, and lemon zest. Pour mixture over the crust.
5. Sprinkle blueberries on top. Bake for 45 minutes or until set.
6. Let cool, then refrigerate for at least 4 hours before serving.



Nutritional Information:

Calories: 320, Protein: 7g, Carbohydrates: 6g, Fat: 30g, Fiber: 2g, Cholesterol: 100 mg, Sodium: 210 mg, Potassium: 120 mg



KETO CINNAMON SNICKERDOODLE COOKIES



Pieces:
24



Prep:
15 min



Bake:
10 min



Equipment: Mixing Bowl, Baking Sheet, Parchment Paper



Ingredients:

- 1 cup almond flour
- 1/4 cup coconut flour
- 1/2 cup unsalted butter, softened
- 1/2 cup erythritol
- 1 large egg
- 1 tsp vanilla extract
- 1/2 tsp baking powder
- 1/4 tsp salt
- 1 tsp ground cinnamon
- 1/4 cup erythritol (for coating)
- 1 tsp ground cinnamon (for coating)



Directions:

1. Preheat the oven to 350°F (175°C) and line a baking sheet with parchment paper.
2. In a mixing bowl, cream together the softened butter and 1/2 cup erythritol until smooth.
3. Add the egg and vanilla extract, mixing until well combined.
4. In another bowl, whisk together almond flour, coconut flour, baking powder, salt, and 1 tsp cinnamon.
5. Gradually add the dry ingredients to the wet ingredients, mixing until a dough forms.
6. In a small bowl, combine 1/4 cup erythritol and 1 tsp cinnamon for coating.
7. Roll the dough into 1-inch balls, then roll each ball in the cinnamon-erythritol mixture to coat.
8. Place the coated balls on the prepared baking sheet and gently flatten each with your palm.
9. Bake for 10 minutes or until the edges are golden. Allow to cool on the baking sheet for a few minutes before transferring to a wire rack.



Nutritional Information:

Calories: 85, Protein: 1.5g, Carbohydrates: 2g, Fat: 8g, Fiber: 1g, Cholesterol: 15mg, Sodium: 40mg, Potassium: 10mg



RASPBERRY RIPPLE KETO ICE CREAM



Servings:
6



Prep:
20 min



Chill:
4 h



Equipment: Blender, Ice Cream Maker, Mixing Bowl



Ingredients:

- 1 cup heavy cream
- 1 cup unsweetened almond milk
- 4 oz cream cheese, softened
- 1/2 cup erythritol or preferred keto sweetener
- 1 tsp vanilla extract
- 1 cup fresh raspberries
- 1 tbsp lemon juice



Directions:

1. In a blender, combine heavy cream, almond milk, cream cheese, erythritol, and vanilla extract. Blend until smooth.
2. Pour the mixture into an ice cream maker and churn according to the manufacturer's instructions.
3. In a separate bowl, mash the raspberries with lemon juice until slightly chunky.
4. Once the ice cream reaches a soft-serve consistency, gently fold in the raspberry mixture to create a ripple effect.
5. Transfer the ice cream to a container and freeze for at least 4 hours before serving.



Nutritional Information:

Calories: 210, Protein: 3g, Carbohydrates: 5g, Fat: 20g, Fiber: 2g, Cholesterol: 60mg, Sodium: 60mg, Potassium: 150mg



IRRESISTIBLE ALMOND JOY KETO BARS



Bars:
12



Prep:
20 min



Chill:
1 h



Equipment: Mixing Bowl, Baking Pan, Microwave or Double Boiler



Ingredients:

- 1 cup unsweetened shredded coconut
- 1/2 cup almond flour
- 1/4 cup coconut oil, melted
- 1/4 cup sugar-free maple syrup
- 1/2 tsp vanilla extract
- 1/4 tsp salt
- 1/2 cup sugar-free dark chocolate chips
- 1/4 cup whole almonds



Directions:

1. In a mixing bowl, combine shredded coconut, almond flour, melted coconut oil, sugar-free maple syrup, vanilla extract, and salt. Mix until well combined.
2. Press the mixture firmly into a lined baking pan to form an even layer.
3. Melt the sugar-free dark chocolate chips using a microwave or double boiler, stirring until smooth.
4. Pour the melted chocolate over the coconut mixture, spreading evenly.
5. Place whole almonds on top, pressing them slightly into the chocolate layer.
6. Chill in the refrigerator for 1 hour until set.
7. Cut into 12 bars and serve.



Nutritional Information:

Calories: 180, Protein: 3g, Carbohydrates: 5g, Fat: 17g, Fiber: 3g, Cholesterol: 0mg, Sodium: 50mg, Potassium: 100mg



MAPLE PECAN KETO TART



Slices:
8



Prep:
20 min



Bake:
25 min



Equipment: Tart Pan, Mixing Bowl, Oven



Ingredients:

- 1 1/2 cups almond flour
- 1/4 cup unsalted butter, melted
- 1/4 cup erythritol sweetener
- 1/2 tsp vanilla extract
- 1 cup pecan halves
- 1/4 cup sugar-free maple syrup
- 2 large eggs
- 1/4 tsp salt



Directions:

1. Preheat the oven to 350°F (175°C).
2. In a mixing bowl, combine almond flour, melted butter, erythritol, and vanilla extract to form a dough.
3. Press the dough into the tart pan, ensuring an even layer across the bottom and sides.
4. Arrange pecan halves over the crust.
5. In another bowl, whisk together sugar-free maple syrup, eggs, and salt, then pour over the pecans.
6. Bake for 25 minutes until the filling is set and the crust is golden brown.
7. Allow to cool before slicing and serving.




Nutritional Information:

Calories: 250, Protein: 5g, Carbohydrates: 6g, Fat: 24g, Fiber: 3g, Cholesterol: 50mg, Sodium: 100mg, Potassium: 80mg



VELVETY VANILLA KETO PUDDING

 **Servings:** 4  **Prep:** 10 min  **Chill:** 2 h

 **Equipment:** Medium Saucepan, Whisk, Mixing Bowl

 **Ingredients:**

- 2 cups Heavy Cream
- 1/3 cup Erythritol
- 1 tsp Vanilla Extract
- 1/4 tsp Xanthan Gum
- 2 Egg Yolks
- 1/4 tsp Salt

 **Directions:**

1. In a medium saucepan, combine heavy cream, erythritol, and salt over medium heat. Stir until erythritol dissolves.
2. In a mixing bowl, whisk egg yolks. Gradually add a small amount of the hot cream mixture to the yolks, whisking continuously.
3. Return the egg mixture to the saucepan, stirring constantly. Cook until the mixture thickens slightly, about 5 minutes.
4. Remove from heat and stir in vanilla extract and xanthan gum until well combined.
5. Pour the pudding into serving dishes and chill for at least 2 hours before serving.


 **Nutritional Information:**

Calories: 320, Protein: 3g, Carbohydrates: 4g, Fat: 33g, Fiber: 0g, Cholesterol: 200 mg, Sodium: 60 mg, Potassium: 80 mg



CHOCOLATE CHIP COCONUT KETO COOKIES

 **Pieces:** 16  **Prep:** 15 min  **Bake:** 12 min

 **Equipment:** Mixing Bowl, Baking Sheet, Parchment Paper

 **Ingredients:**

- 1 cup almond flour
- 1/2 cup unsweetened shredded coconut
- 1/4 cup unsalted butter, melted
- 1/4 cup erythritol or preferred keto sweetener
- 1 tsp vanilla extract
- 1/4 tsp baking soda
- 1/4 tsp salt
- 1/2 cup sugar-free chocolate chips
- 1 large egg

 **Directions:**

1. Preheat the oven to 350°F (175°C) and line a baking sheet with parchment paper.
2. In a mixing bowl, combine almond flour, shredded coconut, erythritol, baking soda, and salt.
3. Add melted butter, vanilla extract, and the egg to the dry ingredients, mixing until a dough forms.
4. Fold in the sugar-free chocolate chips.
5. Scoop tablespoon-sized portions of dough onto the prepared baking sheet, spacing them about 2 inches apart.
6. Bake for 10–12 minutes, or until the edges are golden brown.
7. Allow cookies to cool on the baking sheet for 5 minutes before transferring to a wire rack to cool completely.

 **Nutritional Information:**

Calories: 110, Protein: 2g, Carbohydrates: 4g, Fat: 10g, Fiber: 2g, Cholesterol: 15mg, Sodium: 60mg, Potassium: 30mg



STRAWBERRY SWIRL KETO GELATO



Servings:
6



Prep:
20 min



Chill:
2 h



Equipment: Blender, Ice Cream Maker, Mixing Bowl



Ingredients:

- 1 cup heavy cream
- 1 cup unsweetened almond milk
- 1/2 cup powdered erythritol
- 1 tsp vanilla extract
- 1 cup fresh strawberries, hulled and sliced
- 2 tbsp water
- 1 tbsp lemon juice



Directions:

1. In a blender, combine the heavy cream, almond milk, powdered erythritol, and vanilla extract. Blend until smooth.
2. Pour the mixture into an ice cream maker and churn according to the manufacturer's instructions.
3. While the gelato is churning, place the strawberries, water, and lemon juice in a small saucepan over medium heat. Cook until the strawberries are soft, then mash them with a fork to create a sauce.
4. Once the gelato is ready, transfer it to a mixing bowl and gently fold in the strawberry sauce to create swirls.
5. Transfer the gelato to a freezer-safe container and freeze for at least 2 hours before serving.



Nutritional Information:

Calories: 150, Protein: 2g, Carbohydrates: 5g, Fat: 14g, Fiber: 1g, Cholesterol: 50 mg, Sodium: 20 mg, Potassium: 100 mg



KETO CHOCOLATE-DIPPED MACAROONS



Pieces:
24



Prep:
15 min



Bake:
20 min



Equipment: Baking Sheet, Mixing Bowl, Microwave-safe Bowl



Ingredients:

- 3 cups unsweetened shredded coconut
- 1/2 cup almond flour
- 1/2 cup granulated erythritol
- 4 large egg whites
- 1 tsp vanilla extract
- 1/4 tsp salt
- 4 oz sugar-free dark chocolate



Directions:

1. Preheat the oven to 325°F (163°C) and line a baking sheet with parchment paper.
2. In a mixing bowl, combine the shredded coconut, almond flour, erythritol, egg whites, vanilla extract, and salt until well mixed.
3. Scoop tablespoon-sized portions onto the prepared baking sheet, spacing them evenly.
4. Bake for 18–20 minutes, or until the edges are golden brown. Allow to cool completely.
5. Melt the sugar-free dark chocolate in a microwave-safe bowl, stirring every 30 seconds until smooth.
6. Dip the bottom of each macaroon into the melted chocolate and place back on the parchment paper to set.



Nutritional Information:

Calories: 80, Protein: 2g, Carbohydrates: 3g, Fat: 7g, Fiber: 2g, Cholesterol: 0mg, Sodium: 30mg, Potassium: 50mg



BLACKBERRY BURST KETO PARFAIT



Servings:
4



Prep:
10 min



Chill:
30 min



Equipment: Mixing Bowl, Whisk, Parfait Glasses



Ingredients:

- 1 cup fresh blackberries
- 1 cup unsweetened Greek yogurt
- 1 tsp vanilla extract
- 2 tbsp almond flour
- 2 tbsp unsweetened shredded coconut
- 1 tbsp erythritol or preferred keto sweetener
- 1/4 cup chopped almonds



Directions:

1. In a mixing bowl, combine Greek yogurt, vanilla extract, and erythritol. Whisk until smooth.
2. In a separate bowl, mix almond flour, shredded coconut, and chopped almonds.
3. Layer parfait glasses with a spoonful of yogurt mixture, followed by a layer of blackberries.
4. Sprinkle the almond flour mixture over the blackberries.
5. Repeat the layers until glasses are filled. Chill for 30 minutes before serving.



Nutritional Information:

Calories: 180, Protein: 8g, Carbohydrates: 9g, Fat: 14g, Fiber: 4g, Cholesterol: 5mg, Sodium: 40mg, Potassium: 220mg



COCOA AND CREAM KETO CUPCAKES



Pieces:
12



Prep:
20 min



Bake:
25 min



Equipment: Muffin tin, Mixing bowls, Electric mixer



Ingredients:

- 1 cup almond flour
- 1/2 cup unsweetened cocoa powder
- 1/2 cup erythritol
- 1 tsp baking powder
- 1/2 cup unsalted butter, melted
- 3 large eggs
- 1 tsp vanilla extract
- 1/2 cup heavy cream
- 1/4 cup cream cheese, softened
- 1 tsp powdered erythritol



Directions:

1. Preheat the oven to 350°F (175°C) and line a muffin tin with cupcake liners.
2. In a mixing bowl, combine almond flour, cocoa powder, erythritol, and baking powder.
3. In another bowl, whisk together melted butter, eggs, and vanilla extract, then blend with the dry ingredients.
4. Divide the batter evenly among the cupcake liners and bake for 20–25 minutes.
5. While baking, whip heavy cream and cream cheese with powdered erythritol until smooth.
6. Once cupcakes are baked and cooled, top them with the cream mixture.



Nutritional Information:

Calories: 180, Protein: 5g, Carbohydrates: 4g, Fat: 17g, Fiber: 2g, Cholesterol: 60mg, Sodium: 80mg, Potassium: 120mg



LUSCIOUS LIME KETO SHERBET



Cups:
4



Prep:
10 min



Chill:
2 h



Equipment: Blender, Mixing Bowl, Freezer-Safe Container



Ingredients:

- 1 cup heavy cream
- 1 cup unsweetened almond milk
- 1/2 cup freshly squeezed lime juice
- 1/4 cup powdered erythritol
- 1 tbsp lime zest
- 1/2 tsp vanilla extract
- 1/8 tsp salt



Directions:

1. In a blender, combine the heavy cream, almond milk, lime juice, powdered erythritol, lime zest, vanilla extract, and salt.
2. Blend on high speed until the mixture is smooth and well combined.
3. Pour the mixture into a mixing bowl and stir to ensure even distribution of ingredients.
4. Transfer the mixture into a freezer-safe container and cover with a lid.
5. Freeze for at least 2 hours, stirring every 30 minutes to achieve a creamy consistency.
6. Serve chilled and enjoy your luscious lime keto sherbet.



Nutritional Information:

Calories: 180, Protein: 2g, Carbohydrates: 4g, Fat: 18g, Fiber: 1g, Cholesterol: 60mg, Sodium: 60mg, Potassium: 80mg



KETO TIRAMISU FOR TWO



Servings:
2



Prep:
20 min



Chill:
2 h



Equipment: Mixing Bowl, Hand Mixer, Small Baking Dish



Ingredients:

- 1/2 cup mascarpone cheese
- 1/4 cup heavy cream
- 2 tbsp powdered erythritol
- 1 tsp vanilla extract
- 1/2 cup brewed espresso, cooled
- 1 tbsp unsweetened cocoa powder
- 1/4 cup almond flour
- 1 tbsp butter, melted



Directions:

1. In a mixing bowl, combine mascarpone, heavy cream, erythritol, and vanilla extract. Beat with a hand mixer until smooth and creamy.
2. In a separate bowl, mix almond flour and melted butter to form a crumbly base.
3. Press the almond flour mixture into the bottom of a small baking dish to create a crust.
4. Pour the brewed espresso evenly over the crust, allowing it to soak in.
5. Spread the mascarpone mixture over the soaked crust, smoothing the top with a spatula.
6. Dust the top with unsweetened cocoa powder.
7. Chill in the refrigerator for at least 2 hours before serving.



Nutritional Information:

Calories: 320, Protein: 6g, Carbohydrates: 5g, Fat: 30g, Fiber: 2g, Cholesterol: 50 mg, Sodium: 60 mg, Potassium: 120 mg



MATCHA GREEN TEA KETO CHEESECAKE



Slices:
8



Prep:
20 min



Chill:
4 h



Equipment: Springform Pan, Mixing Bowls, Electric Mixer



Ingredients:

- 1 cup Almond Flour
- 3 tbsp Unsalted Butter, melted
- 16 oz Cream Cheese, softened
- 1 cup Erythritol
- 3 large Eggs
- 1 tsp Vanilla Extract
- 2 tbsp Matcha Green Tea Powder
- 1/2 cup Heavy Cream



Directions:

1. Preheat your oven to 325°F. Mix almond flour and melted butter in a bowl, then press into the bottom of a springform pan to form the crust.
2. In a separate bowl, beat the cream cheese and erythritol with an electric mixer until smooth.
3. Add eggs one at a time, mixing well after each addition. Stir in vanilla extract and matcha powder until fully combined.
4. Pour the cheesecake mixture over the crust in the springform pan.
5. Bake for 45 minutes or until the center is set. Let it cool at room temperature, then refrigerate for at least 4 hours before serving.



Nutritional Information:

Calories: 320, Protein: 7g, Carbohydrates: 5g, Fat: 30g, Fiber: 2g, Cholesterol: 110 mg, Sodium: 220 mg, Potassium: 120 mg



MINI PEANUT BUTTER KETO PIES



Pieces:
6



Prep:
20 min



Chill:
1 h



Equipment: Mixing Bowl, Hand Mixer, Muffin Tin



Ingredients:

- 1 cup almond flour
- 2 tbsp unsweetened cocoa powder
- 3 tbsp melted butter
- 8 oz cream cheese, softened
- 1/2 cup natural peanut butter
- 1/4 cup powdered erythritol
- 1 tsp vanilla extract
- 1/2 cup heavy whipping cream



Directions:

1. In a mixing bowl, combine almond flour, cocoa powder, and melted butter. Mix until crumbly.
2. Press the mixture evenly into the bottom of a muffin tin to form the crusts.
3. In another bowl, beat cream cheese, peanut butter, powdered erythritol, and vanilla extract until smooth.
4. In a separate bowl, whip the heavy cream until stiff peaks form, then fold into the peanut butter mixture.
5. Spoon the filling over the crusts in the muffin tin, smoothing the tops.
6. Chill in the refrigerator for at least 1 hour before serving.



Nutritional Information:

Calories: 320, Protein: 8g, Carbohydrates: 6g, Fat: 30g, Fiber: 3g, Cholesterol: 50 mg, Sodium: 180 mg, Potassium: 150 mg



KETO DOUBLE CHOCOLATE CHUNK COOKIES



Pieces:
12



Prep:
15 min



Bake:
12 min



Equipment: Mixing Bowl, Baking Sheet, Parchment Paper



Ingredients:

- 1 cup almond flour
- 1/4 cup unsweetened cocoa powder
- 1/2 cup erythritol sweetener
- 1/4 tsp baking soda
- 1/4 tsp salt
- 1/4 cup unsalted butter, melted
- 1 large egg
- 1 tsp vanilla extract
- 1/2 cup sugar-free chocolate chunks



Directions:

1. Preheat the oven to 350°F (175°C) and line a baking sheet with parchment paper.
2. In a mixing bowl, combine almond flour, cocoa powder, erythritol, baking soda, and salt.
3. Add melted butter, egg, and vanilla extract to the dry ingredients, mixing until a dough forms.
4. Fold in the sugar-free chocolate chunks until evenly distributed.
5. Scoop tablespoon-sized portions of dough onto the prepared baking sheet, spacing them about 2 inches apart.
6. Bake for 10–12 minutes, or until the edges are firm. Allow to cool on the baking sheet for 5 minutes before transferring to a wire rack.



Nutritional Information:

Calories: 120, Protein: 3g, Carbohydrates: 4g, Fat: 11g, Fiber: 2g, Cholesterol: 20mg, Sodium: 50mg, Potassium: 40mg



CHERRY ALMOND KETO CLAFOUTIS



Servings:
6



Prep:
15 min



Bake:
30 min



Equipment: Oven, Mixing Bowl, Whisk, Baking Dish



Ingredients:

- 1 cup fresh cherries, pitted
- 3/4 cup almond flour
- 1/2 cup unsweetened almond milk
- 3 large eggs
- 1/4 cup granulated erythritol
- 1 tsp vanilla extract
- 1/2 tsp almond extract
- 1/4 tsp salt
- 1 tbsps unsalted butter, for greasing



Directions:

1. Preheat the oven to 350°F (175°C) and grease a baking dish with butter.
2. In a mixing bowl, whisk together the almond flour, erythritol, and salt.
3. Add the eggs, almond milk, vanilla extract, and almond extract to the dry ingredients, whisking until smooth.
4. Pour the batter into the prepared baking dish and evenly distribute the cherries on top.
5. Bake for 30 minutes or until the clafoutis is set and lightly golden on top.
6. Allow to cool slightly before serving.



Nutritional Information:

Calories: 150, Protein: 6g, Carbohydrates: 8g, Fat: 12g, Fiber: 3g, Cholesterol: 70mg, Sodium: 75mg, Potassium: 150mg



KETO PUMPKIN SPICE MUFFINS



Servings:
12



Prep:
15 min



Bake:
25 min



Equipment: Muffin Tin, Mixing Bowl, Whisk



Ingredients:

- 1 cup almond flour
- 1/2 cup canned pumpkin puree
- 1/2 cup erythritol sweetener
- 2 large eggs
- 1/4 cup unsalted butter, melted
- 1 tsp vanilla extract
- 1 tsp baking powder
- 1 tsp pumpkin pie spice
- 1/4 tsp salt



Directions:

1. Preheat the oven to 350°F (175°C) and line a muffin tin with paper liners.
2. In a mixing bowl, whisk together almond flour, erythritol, baking powder, pumpkin pie spice, and salt.
3. In another bowl, combine pumpkin puree, melted butter, eggs, and vanilla extract until smooth.
4. Gradually add the dry ingredients to the wet mixture, stirring until just combined.
5. Divide the batter evenly among the muffin cups and bake for 25 minutes, or until a toothpick inserted into the center comes out clean.
6. Allow muffins to cool in the tin for 10 minutes before transferring to a wire rack to cool completely.



Nutritional Information:

Calories: 120, Protein: 4g, Carbohydrates: 5g, Fat: 10g, Fiber: 2g, Cholesterol: 40mg, Sodium: 100mg, Potassium: 50mg



LAVISH LEMON KETO TARTLETS



Servings:
6



Prep:
20 min



Bake:
15 min



Equipment: Tartlet Pans, Mixing Bowl, Whisk



Ingredients:

- 1 cup almond flour
- 2 tbsps unsalted butter, melted
- 2 tbsps erythritol sweetener
- 1/2 tsp vanilla extract
- 1/2 cup heavy cream
- 2 large eggs
- 1/4 cup lemon juice
- 1 tbsps lemon zest
- 1/4 tsp salt



Directions:

1. Preheat the oven to 350°F (175°C).
2. In a mixing bowl, combine almond flour, melted butter, 1 tbsps erythritol, and vanilla extract. Press the mixture into tartlet pans to form crusts.
3. Bake the crusts for 10 minutes, then let them cool.
4. In another bowl, whisk together heavy cream, eggs, lemon juice, lemon zest, remaining erythritol, and salt until smooth.
5. Pour the lemon mixture into the cooled crusts and bake for an additional 15 minutes, or until the filling is set.
6. Allow the tartlets to cool before serving.



Nutritional Information:

Calories: 210, Protein: 5g, Carbohydrates: 4g, Fat: 20g, Fiber: 2g, Cholesterol: 80mg, Sodium: 60mg, Potassium: 50mg

Conclusion

As you close this chapter of your culinary journey, know that you are not just a reader, but a pioneer in your own kitchen. The world of keto cooking is vast and vibrant, filled with flavors that nourish both body and soul. Your curiosity and dedication have brought you here, and for that, I am profoundly grateful. You've embraced a path that celebrates health and creativity, and I hope you feel empowered to continue exploring the endless possibilities that keto offers.

Remember, each meal you create is a testament to your commitment and passion. Share your discoveries, experiment with new ingredients, and let your kitchen be a canvas for innovation. Your feedback and stories are invaluable, lighting the way for others who seek the same joy and fulfillment in their culinary endeavors. If you feel inspired, please share your thoughts and experiences. Your insights not only enrich this community but also help others embark on their own keto adventure. Thank you for allowing me to be a part of your journey. Here's to many more delicious and nourishing moments ahead!