

# MINI CROSS STITCH PATTERNS

## FOR WITCHES



**35 SPOOKY & MAGICAL CROSS STITCH DESIGNS**  
Beginner-friendly and witch-approved

---

**JULA DOLTON ART VINTAGE**

**"MINI CROSS STITCH  
PATTERNS FOR WITCHES:  
35 SPOOKY & MAGICAL CROSS  
STITCH DESIGNS"**

**BEGINNER-FRIENDLY AND WITCH-APPROVED**

**JULIA DOLTON ART VINTAGE**

# TABLE OF CONTENTS

INTRODUCTION.....	3	PENTAGRAM.....	46
TOOLS AND MATERIALS.....	5	PROTECTIVE SIGNS.....	48
HOW TO CROSS STITCH.....	6	KHAMSA.....	50
SYMBOLS OF DEATH AND REBIRTH....	8	THE ALL-SEEING EYE.....	52
SKULL.....	10	RUNE ALGIZ $\Upsilon$ .....	54
HOURGLASS.....	12	RUNE TIWAZ $\uparrow$ .....	56
DEATH.....	14	RUNE URUZ $\downarrow$ .....	58
SCYTHE.....	16	THE CELTIC KNOT.....	60
R.I.P.....	18	THE POWER OF HEAVENLY BODIES....	62
ATTRIBUTES OF A WITCH .....	20	SUN AND MOON.....	64
WITCH'S HAT.....	22	TRIUNE MOON.....	66
CAULDRON.....	24	MOON.....	68
BLACK CAT.....	26	SUN.....	70
MAGIC CRYSTAL BALL.....	28	GUIDING STAR.....	72
SKULL WITH A CANDLE.....	30	MYSTICAL ANIMALS.....	74
MOON PENDANT.....	32	RAVEN.....	76
THE BOOK OF SPELLS.....	34	OWL.....	78
MYSTICAL SYMBOLS.. ..	36	SNAKE.....	80
OROBOROS.....	38	MOTH.....	82
THE MAGIC KEY.....	40	FROG.....	84
THE TREE OF LIFE.....	42	BAT.....	86
THE FLAME OF A CANDLE.....	44	RUNIC-STYLE ALPHABET.....	88

# INTRODUCTION

**THIS BOOK IS MORE THAN JUST A COLLECTION OF CROSS-STITCH PATTERNS. IT IS A MAGICAL JOURNEY WHERE THE NEEDLE TURNS INTO A MAGIC WAND AND THE THREAD INTO THE PATH TO YOURSELF.**

**EACH CHAPTER IS A SMALL RITUAL. EACH EMBROIDERY IS A TALISMAN, A SIGN, A MEDITATION. HERE YOU WILL FIND WITCH ATTRIBUTES, MAGICAL SYMBOLS, EERIE AND BEAUTIFUL IMAGES OF DEATH AND REBIRTH, AND, OF COURSE, MAGICAL PATTERNS THAT WILL DECORATE YOUR HOME OR MAKE A PERFECT GIFT.**

**THIS BOOK WAS CREATED WITH LOVE FOR TRADITIONS, CRAFT, AND MYSTICISM, WITH RESPECT FOR THE ART OF EMBROIDERY AND THE INNER STRENGTH OF EVERY WOMAN WHO TAKES UP THE NEEDLE.**

**PICK UP THE HOOP, BREATHE IN THE SCENT OF WORMWOOD, LIGHT A CANDLE, AND LET THE MAGIC MANIFEST ITSELF IN EACH CROSS.**

**COPYRIGHT © 2025 BY JULIA DOLTON ART VINTAGE.**

**ALL RIGHTS RESERVED. NO PART OF THIS BOOK MAY BE USED OR REPRODUCED IN ANY MANNER WHATSOEVER WITHOUT THE EXPRESS WRITTEN PERMISSION OF THE AUTOR.**



# TOOLS AND MATERIALS

EACH EMBROIDERY PROJECT IS A SMALL RITUAL. IT BEGINS NOT WITH THE FIRST STITCH, BUT WITH THE PREPARATION OF THE SPACE AND TOOLS.

IN ANCIENT TIMES, WITCHES WOULD DRAW A CIRCLE FOR PROTECTION AND CONCENTRATION BEFORE BEGINNING THEIR WORK.

YOU TOO CAN CREATE YOUR OWN SACRED SPACE FOR CREATIVITY – A PLACE THAT FEELS QUIET, COZY, AND INSPIRING.

## FABRIC

AIDA (14-18 COUNT) IS A PERFECT CHOICE FOR BEGINNERS. THE CLEARLY DEFINED SQUARES MAKE IT EASY TO COUNT AND KEEP THE PATTERN NEAT.

LINEN OR COTTON FABRIC OFFERS A MORE AUTHENTIC AND “LIVELY” TEXTURE, BUT IT REQUIRES EXPERIENCE. YOU MAY CHOOSE IT WHEN YOU WANT TO ADD AN ANTIQUE CHARM TO YOUR WORK.

THE FABRIC IS YOUR CANVAS FOR MAGIC – A PLACE WHERE SYMBOLS COME TO LIFE IN STITCHES.

## NEEDLES

USE NEEDLES #24 OR #26 – THEY ARE THIN BUT SHARP AND GLIDE EASILY THROUGH THE FABRIC.

REMEMBER: IN YOUR HANDS, A NEEDLE IS NOT JUST A TOOL, BUT A LITTLE MAGIC WAND THAT CREATES SYMBOLS OF POWER.

## THREADS

WE RECOMMEND DMC MOULINE THREAD – IT IS 100% COTTON, KNOWN FOR ITS BRIGHT AND DURABLE COLORS.

CHOOSING SHADES IS ANOTHER MAGICAL STEP. RED CAN REPRESENT STRENGTH AND PROTECTION, GREEN – HEALING, AND GOLD – SOLAR ENERGY.

EACH THREAD CARRIES THE ENERGY OF COLOR. CHOOSE THEM AS IF YOU WERE COMPOSING A PALETTE FOR A SPELL.

## EMBROIDERY HOOP

WOODEN OR PLASTIC – THEY WILL HELP KEEP THE FABRIC FLAT AND TAUT.

IMAGINE THE EMBROIDERY HOOP AS A MAGIC CIRCLE WITHIN WHICH SYMBOLS ARE BORN.

## ADDITIONAL

SCISSORS – CONVENIENT AND ELEGANT, LET THEM BE YOUR LITTLE RITUAL TOOL.

THREAD ORGANIZER – KEEP YOUR COLORS ORGANIZED, JUST LIKE AN ALCHEMIST KEEPS HIS ELIXIRS.

FABRIC MARKER – TO EASILY MARK THE FUTURE ORNAMENT.

AND, OF COURSE, A CUP OF SAGE OR THYME TEA – TO CALM YOUR THOUGHTS AND CREATE THE RIGHT ATMOSPHERE.

## POST-EMBROIDERY PROCESSING

FINISHING THE EMBROIDERY IS ALSO AN IMPORTANT RITUAL. THIS IS WHERE THE MAGIC ENDS AND THE SYMBOL GAINS ITS POWER.

## WASHING

WASH THE WORK BY HAND ONLY, USING COOL WATER AND MILD SOAP (WITHOUT BLEACH).

THIS IS LIKE WASHING THE TALISMAN, WHICH WASHES AWAY EXCESS ENERGY AND LEAVES ONLY THE LIGHT POWER OF THE SYMBOLS.

## DRYING

LAY OUT ON A TOWEL WITHOUT WRINGING OUT THE FABRIC.

LET IT DRY NATURALLY UNDER GENTLE LIGHT – THIS GIVES THE WORK “BREATHABILITY.”

## IRONING

IRON FROM THE WRONG SIDE THROUGH A COTTON CLOTH. IMAGINE THAT YOU ARE “SEALING” THE ENERGY IN EACH STITCH, MAKING IT STABLE AND DURABLE.

## REMEMBER

EVERYTHING YOU USE CAN BECOME YOUR ARTIFACT. OVER TIME, SCISSORS, EMBROIDERY HOOPS, OR EVEN A SIMPLE NEEDLE WILL BEGIN TO ACCUMULATE THE ENERGY OF YOUR WORK. THESE ARE NO LONGER JUST TOOLS, BUT PART OF YOUR MAGICAL PRACTICE.

YOUR EMBROIDERY IS A RITUAL WHERE EACH STITCH BECOMES A SPELL, AND EACH FINISHED WORK BECOMES A TALISMAN.

# HOW TO CROSS STITCH

## FABRIC PREPARATION

TAKE A PIECE OF FABRIC THAT IS SLIGHTLY LARGER THAN THE SIZE OF YOUR FUTURE EMBROIDERY (LEAVE 5-7 CM MARGINS ON EACH SIDE).

THIS IS NECESSARY TO SECURE THE FABRIC IN THE HOOP COMFORTABLY AND TO FRAME THE FINISHED WORK NEATLY IN A FRAME OR STRETCHER.

FOR EXAMPLE, IF YOUR PATTERN MEASURES 10×10 CM, THE FABRIC SHOULD BE ABOUT 20×20 CM (10 CM EMBROIDERY + 5 CM MARGIN ON EACH SIDE).

FIND THE CENTER OF THE FABRIC: FOLD IT IN HALF VERTICALLY, THEN FOLD IT IN HALF HORIZONTALLY.

THE POINT WHERE THE FOLDS INTERSECT IS THE CENTER.

YOU CAN MARK THIS SPOT WITH A SMALL PENCIL DOT OR A PIN-THIS WILL BE YOUR STARTING POINT.

ANY EMBROIDERY PATTERN (WHETHER IN A BOOK OR A PDF) USUALLY HAS A MARKED CENTER, SHOWN WITH ARROWS ALONG THE EDGES OR A CROSS.

ALIGN THE CENTER OF THE FABRIC WITH THE CENTER OF THE PATTERN.

STARTING FROM THE CENTER HELPS TO PREVENT THE DESIGN FROM SHIFTING AND ENSURES THAT YOUR EMBROIDERY STAYS NEATLY POSITIONED IN THE MIDDLE OF THE FABRIC.

## STARTING TO EMBROIDER

### PREPARING THE THREAD:

TAKE THE THREAD OF THE CHOSEN COLOR.

CUT OFF APPROXIMATELY 50-60 CM OF THREAD – THIS LENGTH IS CONVENIENT TO WORK WITH AND HELPS PREVENT TANGLING.

IF THE THREAD CONSISTS OF 6 STRANDS, SEPARATE THE REQUIRED NUMBER (USUALLY 2 STRANDS ARE USED FOR CROSS-STITCH).

TO SEPARATE A STRAND, HOLD THE THREAD WITH ONE HAND AND PINCH THE END OF A SINGLE STRAND WITH THE OTHER. GENTLY AND SLOWLY PULL THE STRAND UPWARD AND OUTWARD UNTIL IT IS SEPARATED FROM THE REST.

ALWAYS PULL OUT ONLY ONE STRAND AT A TIME, AS PULLING SEVERAL STRANDS TOGETHER MAY CAUSE TANGLING.


### THREADING THE NEEDLE:

#### LOOP START (NEAT METHOD):

TAKE ONE LONG STRAND AND FOLD IT IN HALF.

INSERT BOTH CUT ENDS INTO THE NEEDLE'S EYE TOGETHER.


THE FOLDED END WILL FORM A LOOP.



#### CLASSIC START:

TAKE TWO STRANDS OF EQUAL LENGTH.

INSERT THEIR ENDS INTO THE NEEDLE'S EYE AND LEAVE A SHORT TAIL ON THE WRONG SIDE OF THE FABRIC (THIS TAIL WILL BE SECURED WITH THE FIRST STITCHES).



#### FIRST STITCH:

BRING THE NEEDLE FROM THE WRONG SIDE TO THE RIGHT SIDE IN THE SQUARE WHERE YOUR FIRST CROSS BEGINS.



IF YOU ARE USING THE LOOP START: AFTER THE FIRST STITCH, PASS THE NEEDLE THROUGH THE LOOP AND PULL IT TIGHT – THE THREAD WILL BE SECURED.



IF YOU ARE USING THE CLASSIC START: LEAVE THE SHORT TAIL ON THE WRONG SIDE AND COVER IT WITH YOUR FIRST FEW STITCHES.



### SECURING THE THREAD:

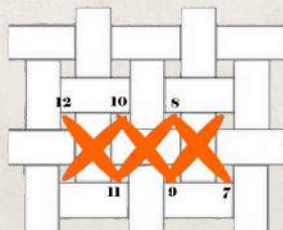
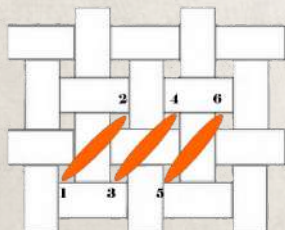
MAKE SURE THE THREAD IS HELD FIRMLY AND THERE ARE NO KNOTS VISIBLE ON THE BACK.

### MAKING A CROSS STITCH

#### BASIC STITCH STRUCTURE

A CROSS-STITCH CONSISTS OF TWO DIAGONAL STITCHES:


- THE FIRST IS / (FROM THE BOTTOM LEFT CORNER TO THE TOP RIGHT).
- THE SECOND IS \ (FROM THE BOTTOM RIGHT CORNER TO THE TOP LEFT).
- TOGETHER, THEY FORM A X – A NEAT CROSS-STITCH.




## EMBROIDERING IN ROWS

TO MAKE THE EMBROIDERY LOOK NEAT:

FIRST, SEW ALL THE LOWER DIAGONALS IN A ROW (FROM THE LOWER LEFT CORNER TO THE UPPER RIGHT CORNER).



THEN CLOSE ALL THE STITCHES FROM THE LOWER RIGHT TO THE UPPER LEFT EDGE. NOW YOU WILL HAVE COMPLETE X CROSSES.



THIS METHOD HELPS TO MAINTAIN UNIFORMITY AND CONSTANT THREAD TENSION.

### ENDING YOUR THREAD

KEEP STITCHING UNTIL YOU REACH THE END OF YOUR THREAD OR UNTIL YOU FINISH THE REQUIRED STITCHES IN YOUR PATTERN. ON THE BACK SIDE OF THE FABRIC, PASS THE NEEDLE UNDER AT LEAST THREE COMPLETED STITCHES TO SECURE IT. THEN TRIM THE EXCESS THREAD, BEING CAREFUL NOT TO CUT TOO CLOSE.

### TIPS FOR NEATNESS

ALWAYS KEEP THE SAME DIRECTION: ALL UPPER STITCHES / SHOULD LIE IN ONE DIRECTION THROUGHOUT THE WORK.

MAKE SURE THE STITCHES ARE NOT TOO TIGHT (THE THREAD SHOULD NOT PULL THE FABRIC).

THIS IS THE BASIC AND, AT THE SAME TIME, THE MOST IMPORTANT ELEMENT IN CROSS-STITCHING.

# **SYMBOLS OF DEATH AND REBIRTH**



In the mystical tradition, death is not the end, but a transition, purification, and renewal. Many cultures revere symbols associated with death as a manifestation of deep wisdom, the end of cycles, and a new beginning.

Embroidering these symbols is not about the end, but about rebirth, purification, and a new form of existence.


These images can serve as talismans for letting go of the old and opening a new path.



## SKULL




A symbol of silence, completion, and enlightenment. The skull is not only a sign of death, but also a reminder of transience, the power of wisdom, and spiritual rebirth. In witchcraft tradition, the skull is a talisman that preserves the power of ancestors and the wisdom of past lives, and protects against oblivion. It protects against illusions, helps to see the truth, and leave the unnecessary behind.




## HOURGLASS



The passage of time, change, and inevitability. Each grain of sand is a passing moment, offering a chance for change. The hourglass symbolizes the passage of time, transformation, and the completion of a cycle. In ritual symbolism, it calls for action before the moment passes and for wisdom in choosing. This symbol represents deep presence and contemplation of time as a sacred element. The embroidered clock serves as a talisman for those seeking change and inner transformation.



## SCYTHE




An instrument of change. A scythe is a tool that “cuts” away the old, the obsolete, that which no longer serves a purpose. Its image is a call for inner cleansing: to complete, to forgive, to let go. It brings peace where anxiety has accumulated, and cuts away that which hinders growth. Braiding embroidery helps to free up space for a new life.

## DEATH



The archetype of a great transition. The figure of Death is not frightening, but just. The figure of the Reaper is a veil behind which lies not the end, but transformation. It comes when an important stage is complete and opens the door to something new. In ritual practice, the Reaper is a guide – from one state of being to another. A talisman for those who are not afraid of change. In embroidery, she brings purification, deep transformation, and spiritual renewal.



## R.I.P



Memory, respect, and peace. A gravestone is a symbol of respectful closure. It is a talisman for those who are experiencing change, loss, or saying goodbye to the past. In magical tradition, it is a protective amulet that helps to free oneself from fear of the unknown, honors spirits, and maintains a connection with the afterlife. The embroidery calls for accepting the end as a sacred act of transition to something new.



---

# SKULL

FEAR HIM NOT - HE IS BUT THE  
SHADOW  
OF YOUR OWN POWER.

---

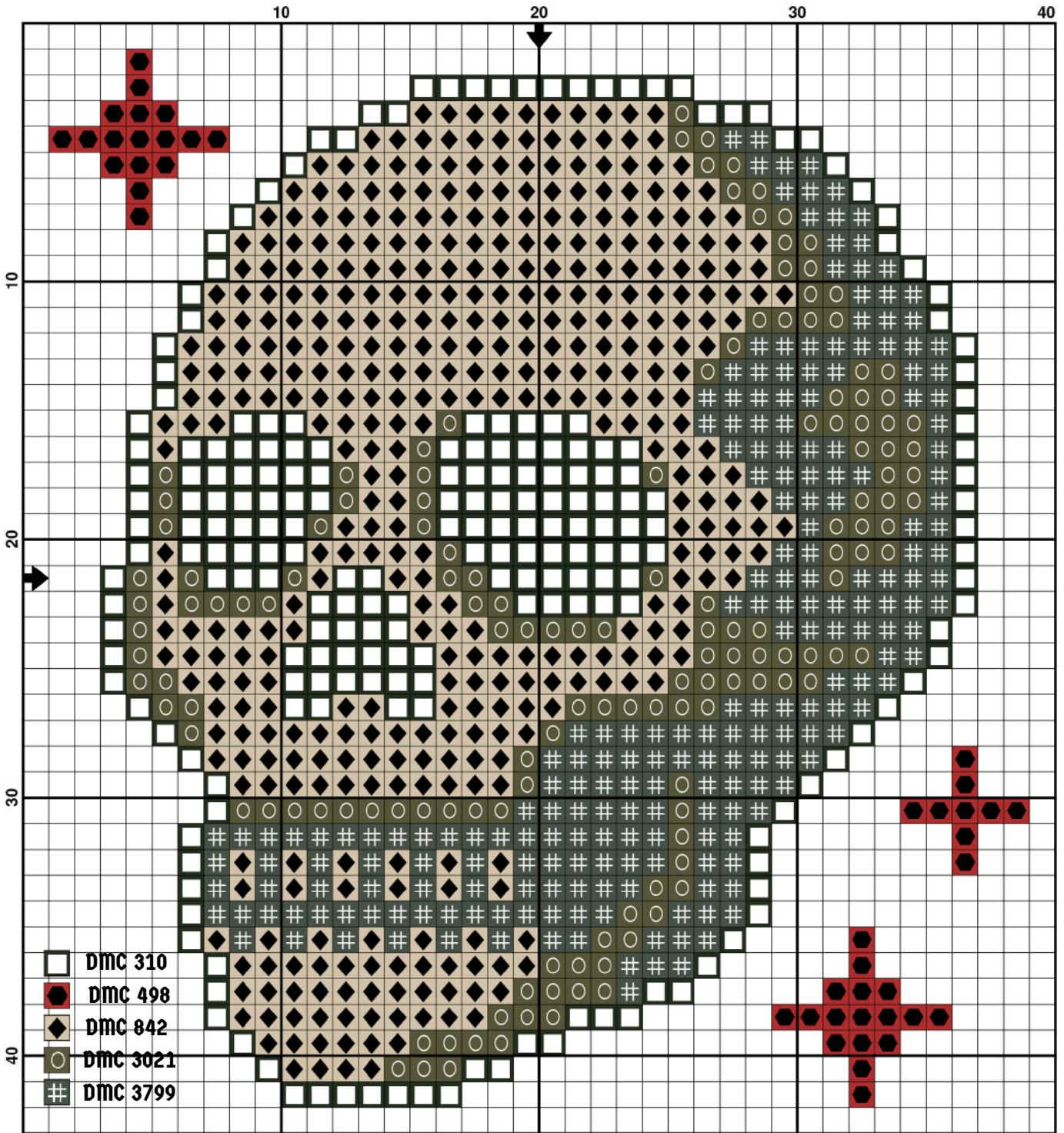


---

## PATTERN DETAILS

Design area:  
38w X 41h Stitches  
Fabric: Aida 14  
Size: 2,71 x 2,93 inches  
or 6,89 x 7,44 cm  
DMC Colors: 5

---






—❧—  
**PATTERN DETAILS**

Design area:  
40w X 46h Stitches  
Fabric: Aida 14  
Size: 2,86 x 3,29 inches  
or 7,26 x 8,35 cm  
DMC Colors: 6

—❧—  
**HOURGLASS**

“THE SAND FALLS AWAY, AND SO  
DOES TIME.  
BUT WHAT YOU CREATE WILL  
REMAIN.”





# DEATH

“WHAT YOU HAVE STITCHED WILL  
NOT VANISH.  
NOT EVEN AFTER YOU.”

## PATTERN DETAILS

Design area:

45w X 54h Stitches


Fabric: Aida 14

Size: 3,21 x 3,86 inches

or 8,16 x 9,80 cm

DMC Colors: 3





— — — — —  
PATTERN DETAILS

Design area:  
37w X 48h Stitches

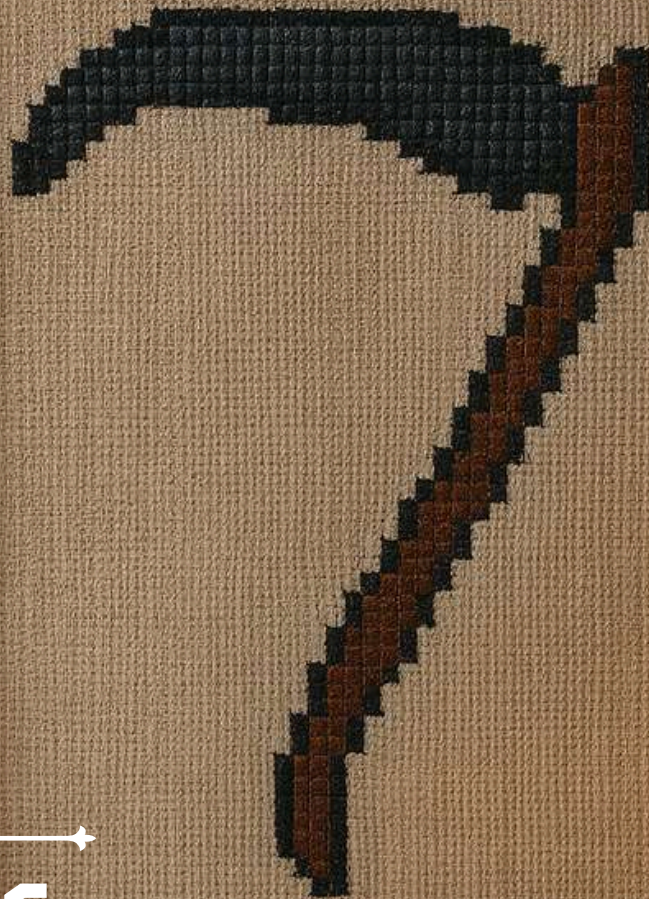
Fabric: Aida 14


Size: 2,64 x 3,43 inches  
or 6,71 x 8,71 cm

DMC Colors: 3  
— — — — —

— — — — —  
**SCYTHE**

“NOT EVERY BLADE CUTS TO  
DESTROY.  
SOME ARE TO FREE.”  
— — — — —





PATTERN DETAILS

Design area:

48w X 51h Stitches

Fabric: Aida 14

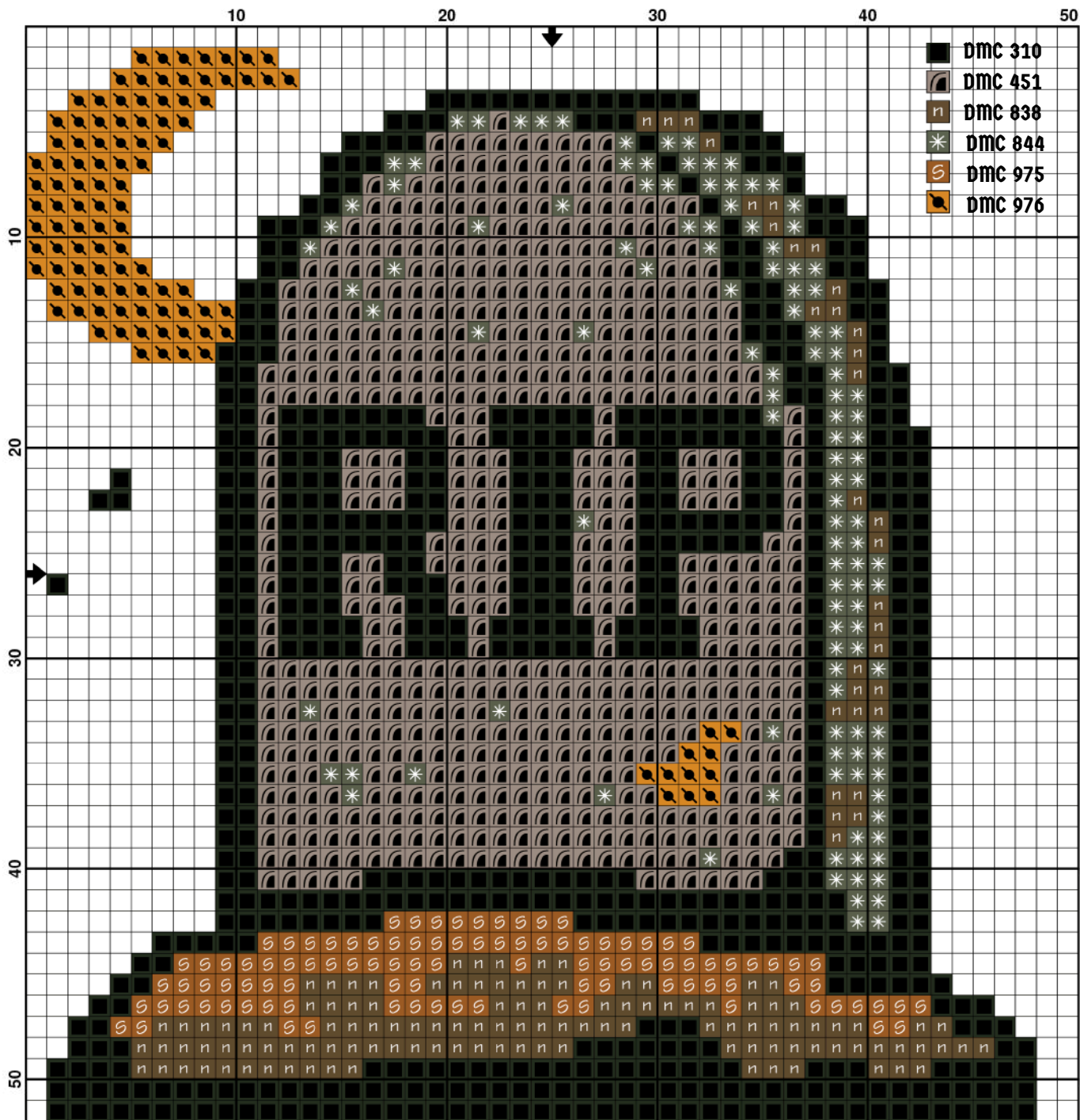
Size: 3,43 x 3,64 inches

or 8,71 x 9,25 cm

DMC Colors: 6

R.I.P

"PEACE IS NOT THE END, BUT THE  
BEGINNING OF A NEW JOURNEY."



# ATTRIBUTES OF A WITCH



These things are the essence of a witch's life. A hat that separates the ordinary from the sacred. The cauldron is the birthplace of intentions. A crystal is a carrier of light and memory. The black cat is a quiet witness of the invisible. And the skull with a candle is a reminder of time, shadow and fire that has not yet gone out.

These motifs are symbols of silence, strength and presence. The magic is in the things that are always close by.



## WITCH'S HAT



Cover your head – and the world will obey.

This pointed hat is not just an accessory. It is a symbol of concentrated power, separation from the familiar world, and transition to another reality. The embroidery represents a wise witch who confidently walks between worlds, protecting herself with an amulet from ancient times.



## CAULDRON



Do not be afraid of what boils – it gives birth to strength.

The cauldron is the heart of a witch's ritual. It is a place where new things are born, where memories and intentions rise to the surface. Embroidery with a cauldron symbolizes transformation, alchemy of the spirit, and a woman who cooks up her own destiny according to her own recipe.



## BLACK CAT



Where silence reigns, there are cats and magic.

An enchanting shadow at your feet. The black cat is the witch's companion, her protector, and mystical advisor. In witchcraft symbolism, the black cat is considered a creature that can walk between light and shadow. This embroidery honors intuition, the quiet power of observation, and a soul that knows secrets.



## MOON PENDANT



The Moon pendant is like a promise between you and the stars.

The moon is a symbol of intuition, cycles, change, and protection. In witchcraft, this pendant is used to tune into the phases of the moon, prophetic dreams, and feminine energy. The embroidery reminds us that every phase matters and that light always returns.

## MAGIC CRYSTAL BALL



Inside the crystal are the answers whispered by the universe.

A spherical window into the future. The magic ball on the embroidery symbolizes clairvoyance, visions beyond time, and subtle vibrations of premonition. It calls us to stop and see the invisible.

This is a traditional attribute of clairvoyants and witches, connecting your thoughts with the voice of the universe.




## SKULL WITH A CANDLE




When the light burns, the memory of souls awakens.

A symbol of death that carries light. A candle on a skull honors memory, rethinking the past, and transitions between worlds. Such embroidery serves as a talisman in deep inner searches. The candle in the skull is a symbol of memory, of inner light that does not fade even in the dark. It is both a talisman of protection and a source of inspiration for the practice of deep self-knowledge.



## THE BOOK OF SPELLS



What is written with faith will find resonance in the world.

This motif honors knowledge passed down in whispers. A book of spells is the wisdom of generations, coded formulas of power, and a tool for turning intentions into reality.

It is not just an accessory—it is a window into another world.




# WITCH'S HAT

“THE ONE WHO WEARS A WITCH'S  
HAT IS NOT AFRAID TO BE  
HIMSELF.”



**PATTERN DETAILS**  
Design area:  
52w X 42h Stitches  
Fabric: Aida 14  
Size: 3,71 x 3,00 inches  
or 9,43 x 7,62 cm  
DMC Colors: 4






— — — — —  
**CAULDRON**

“WHAT IS THROWN INTO THE  
CAULDRON  
COMES BACK - CHANGED,  
PURIFIED, STRONGER.”

— — — — —  
**PATTERN DETAILS**  
Design area:  
54w X 64h Stitches  
Fabric: Aida 14  
Size: 3,86 x 4,57 inches  
or 9,80 x 11,61 cm  
DMC Colors: 9




# BLACK CAT

“WHERE THE EAR CANNOT  
HEAR, THE EYE SEES.  
AND IT SILENTLY GUARDS YOUR  
MAGIC.”



## PATTERN DETAILS

Design area:  
47w X 59h Stitches  
Fabric: Aida 14  
Size: 3,36 x 4,21 inches  
or 8,53 x 10,70 cm  
DMC Colors: 3






**MAGIC  
CRYSTAL  
BALL**

**“IN THE DEPTHS OF THE BALL  
ARE THE ANSWERS TO THE  
QUESTIONS YOU HAVEN’T HAD  
TIME TO ASK YET.”**

**PATTERN DETAILS**

Design area:  
58w X 58h Stitches  
Fabric: Aida 14  
Size: 4,14 x 4,14 inches  
or 10,52 x 10,52 cm  
DMC Colors: 9





# SKULL WITH A CANDLE

“I AM BURNING SO THAT YOU  
DO NOT GO ASTRAY. REMEMBER.”

## PATTERN DETAILS









Design area: 41w X 71h Stitches


Fabric: Aida 14

Size: 2,93 x 5,07 inches or 7,44 x

12,88 cm

DMC Colors: 8

	DMC 535
	DMC 613
	DMC 646
	DMC 647
	DMC 782
	DMC 919
	DMC 3799
	DMC 3852





# MOON PENDANT

“ALL THE ANSWERS ARE HIDDEN UNDER  
THE MOONLIGHT - YOU JUST HAVE TO LISTEN.”


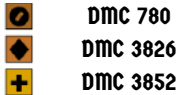
## PATTERN DETAILS


Design area: 43w X 64h Stitches

Fabric: Aida 14

Size: 3,07 x 4,57 inches or 7,80 x 11,61 cm

DMC Colors: 3






— — — — —  
**THE BOOK OF  
SPELLS**

“WHERE WORDS ARE SEWN TOGETHER  
WITH THREAD, POWER IS BORN.”

— — — — —

— — — — —  
**PATTERN DETAILS**  
Design area:  
48w X 53h Stitches  
Fabric: Aida 14  
Size: 3,43 x 3,79 inches  
or 8,71 x 9,62 cm  
DMC Colors: 7  
— — — — —



# MYSTICAL SYMBOLS



**By embroidering a mystical symbol, you are not just creating beauty - you are activating knowledge that lives beyond words.**

**This section contains embroidery artifacts that carry ancient power, hidden wisdom and deep intuition. Each symbol is like a key that unlocks the door to the world of the invisible, the secret, and the sacred.**



## OROBOROS



Oroboros – eternal return

This ancient symbol in the form of a snake biting its tail personifies the cycle of life, death, and rebirth. It embodies the idea of endless renewal – the perfect talisman for those seeking rebirth, inner purification, and spiritual balance.



## THE MAGIC KEY



The magic key – unlock your desires

The embroidered key serves as a visual metaphor for access to the secret, to the inner strength that unlocks doors to new worlds, opportunities, and knowledge. In witchcraft, the key is a symbol of protection, a passage between worlds, and the activation of intention.



## THE TREE OF LIFE



The tree of life – a connection between heaven and earth  
This symbol is deeply rooted in many magical traditions. Its branches reach up to the sky, its roots extend into the underworld. Embroidery of the tree of life signifies harmony, integrity, ancestral memory, and spiritual development.



## THE FLAME OF A CANDLE



A burning candle – light in the darkness

An embroidered candle is the fire of intention that illuminates the path, dispels darkness, and activates the power of words. In candle magic, it is a powerful tool for meditation, wishes, and cleansing the space.



## PENTAGRAM



Pentagram – harmony of elements

This five-pointed symbol, framed in a circle, is a protective sign and embodiment of the five elements: earth, water, air, fire, and spirit. In embroidery, it brings balance, inner order, and the power of witchcraft wisdom.






# OROBOROS

"IN A CLOSED CIRCLE, THERE IS  
BOUNDLESS POWER. IN THE  
SNAKE - THE MEMORY  
OF THE UNIVERSE."

## PATTERN DETAILS

Design area:  
44w X 47h Stitches  
Fabric: Aida 14  
Size: 3,14 x 3,36 inches  
or 7,98 x 8,53 cm  
DMC Colors: 2





— — — — —  
**THE MAGIC  
KEY**

“THE ONE WHO HAS THE KEY  
HAS THE WAY.”

— — — — —

— — — — —  
**PATTERN DETAILS**

Design area:

34w X 57h Stitches

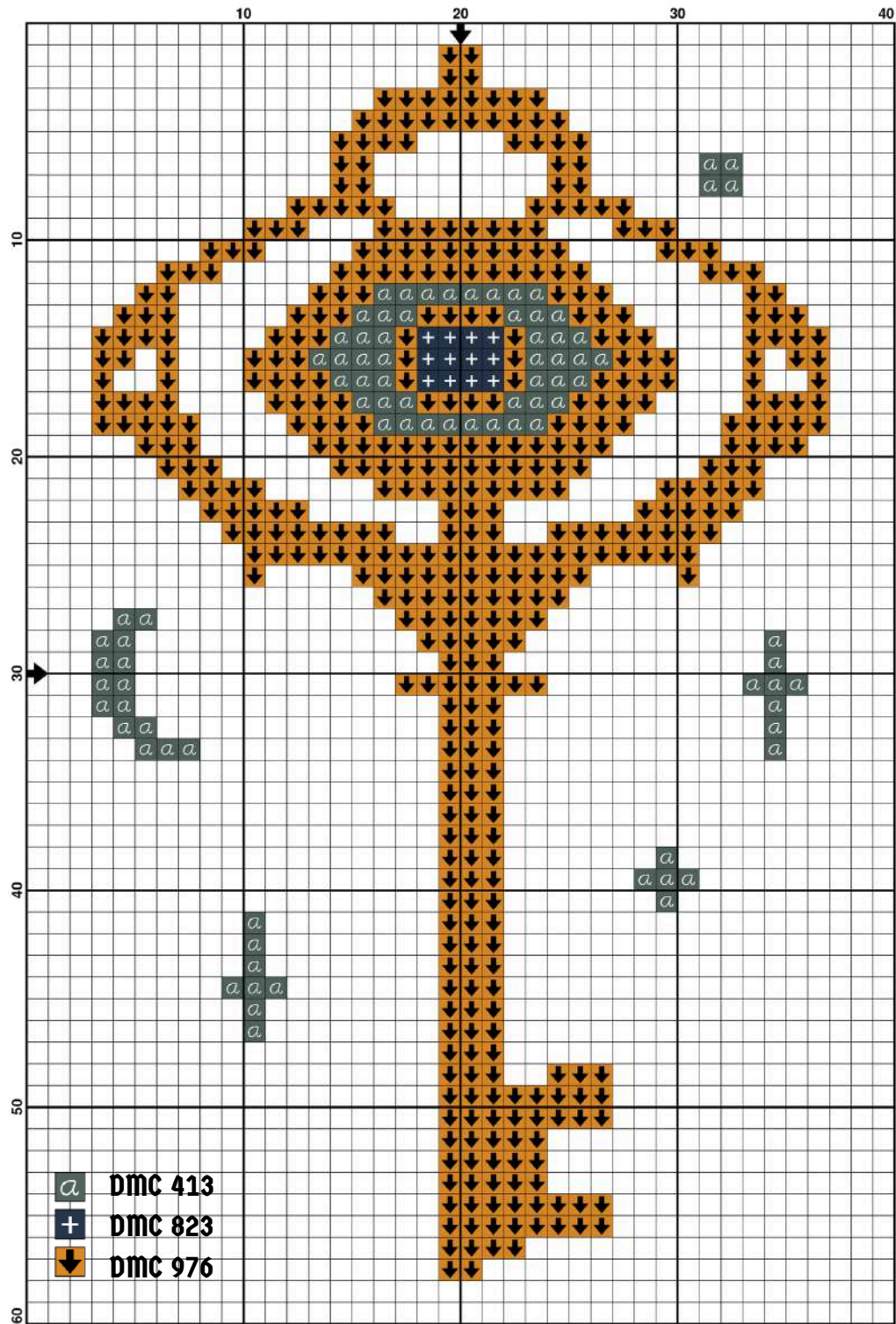
Fabric: Aida 14

Size: 2,43 x 4,07 inches

or 6,17 x 10,34 cm

DMC Colors: 3

— — — — —






— — — — —  
**THE TREE  
OF LIFE**

“THE ROOTS ARE DEEP IN THE EARTH, BUT  
THE SOUL ALWAYS REACHES FOR THE  
LIGHT.”




— — — — —  
**PATTERN DETAILS**  
Design area:  
56w X 55h Stitches  
Fabric: Aida 14  
Size: 4,00 x 3,93 inches  
or 10,16 x 9,98 cm  
DMC Colors: 3  
— — — — —





# THE FLAME OF A CANDLE

“AS LONG AS THE FLAME  
BURNS, THE MAGIC  
CONTINUES.”



## PATTERN DETAILS

Design area:


21w X 45h Stitches

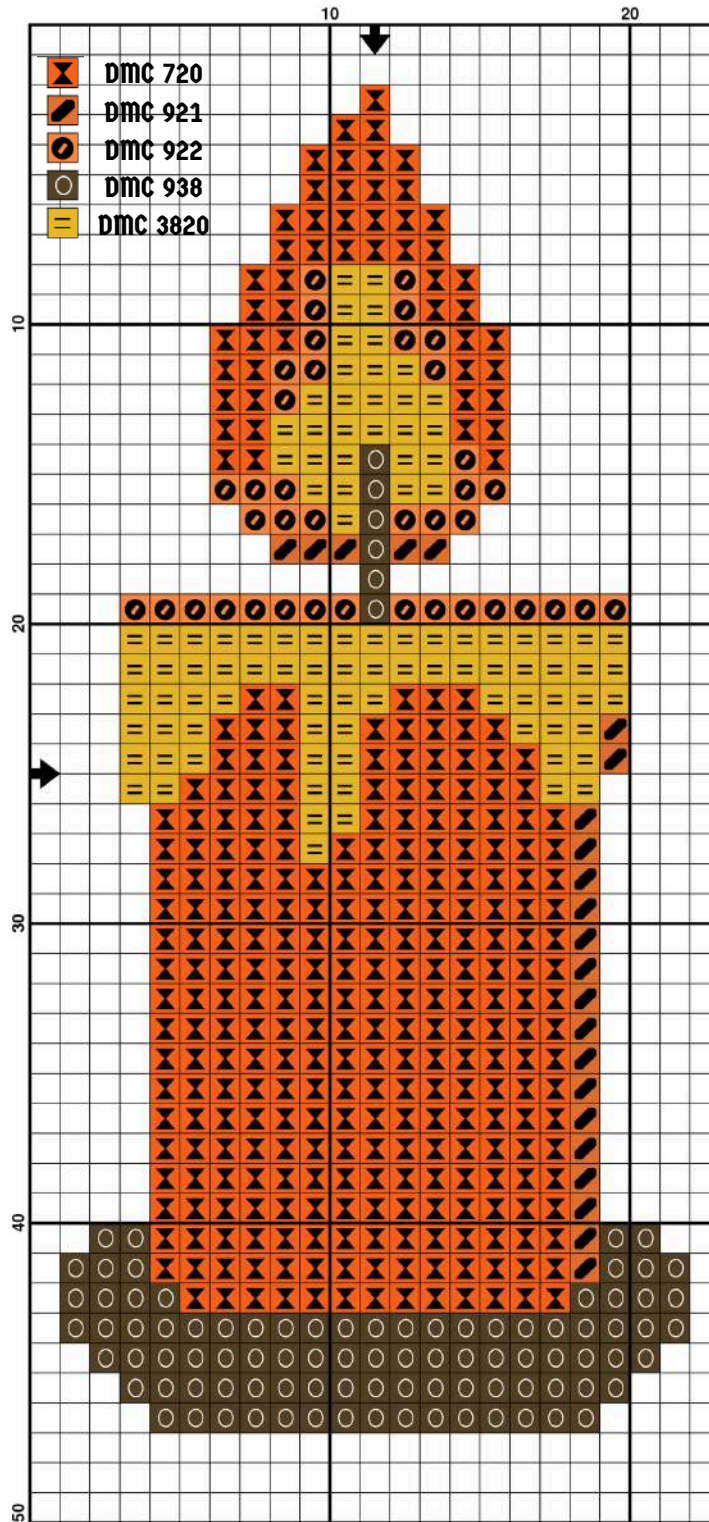
Fabric: Aida 14

Size: 1,50 x 3,21 inches

or 3,81 x 8,16 cm

DMC Colors: 5








— — — — —  
**PENTAGRAM**

“YOUR WILL IS IN THE CIRCLE -  
YOUR LIGHT IS IN EVERY  
CORNER.”

— — — — —

— — — — —  
**PATTERN DETAILS**  
Design area:  
59w X 50h Stitches  
Fabric: Aida 14  
Size: 4,21 x 3,57 inches  
or 10,70 x 9,07 cm  
DMC Colors: 4

— — — — —



# PROTECTIVE SIGNS



This section contains symbols that serve as amulets, created to protect the soul, home, and energy space. They are like shields between us and the invisible forces of the world that can penetrate through the cracks of our attention.

Each of these schemes is not only a decoration but also a ritual in the threads. Their power grows when you embroider with intention and awareness.



## KHAMSA



Hamsa – the hand of protection.

“Each finger is a blessing. In the center is the eye that sees the truth.”

This ancient amulet is known in many cultures as protection against evil and the evil eye. Hamsa embroidery acts as a spiritual shield, protecting the space where it is placed.



## THE ALL-SEEING EYE



The all-seeing eye in a triangle.

“To see is to know. To know is to be protected.”

This symbol is the eye of spiritual insight, which is in harmony with the three aspects of being: body, soul, and spirit. Embroidery helps you focus on intuition, truth, and inner vision.



## RUNE ALGIZ

ǃ Algiz rune – the rune of protection.

“ Like the antlers of an elk, this rune is the guardian of your soul.”

This is one of the most powerful protective runes, symbolizing a higher power, the instinct for survival, and a connection with the divine. In embroidery, it is a shield against negativity, energy attacks, and misfortune.



## RUNE TIWAZ



↑ Rune Tiwaz – the power of justice.

“The sword of truth always cuts through lies.”

This rune belongs to the god Thor, the patron of warriors and justice. Embroidery with Tiwaz carries the energy of courage, victory, and honesty. It is especially useful for those who seek inner strength and support in struggle.




## RUNE URUZ



ᚦ Rune Uruz – strength of body and spirit.

“In wild strength lies the wisdom to move forward.”

This is the rune of the wild aurochs – a symbol of strength, endurance, and willpower. The Uruz embroidery inspires transformation, improved health, and overcoming fears.



## THE CELTIC KNOT



The Celtic knot is an eternal talisman.

“What is woven cannot be broken.”

This pattern, with no beginning and no end, is a symbol of eternal life, continuous protection, and unity with nature. An embroidered Celtic knot connects you to your ancestors and shields you from energetic disruptions.





# KHAMSA

“MAY THIS HAND KEEP YOU  
IN BALANCE BETWEEN LIGHT  
AND SHADOW.”

## PATTERN DETAILS

Design area: 38w X 44h

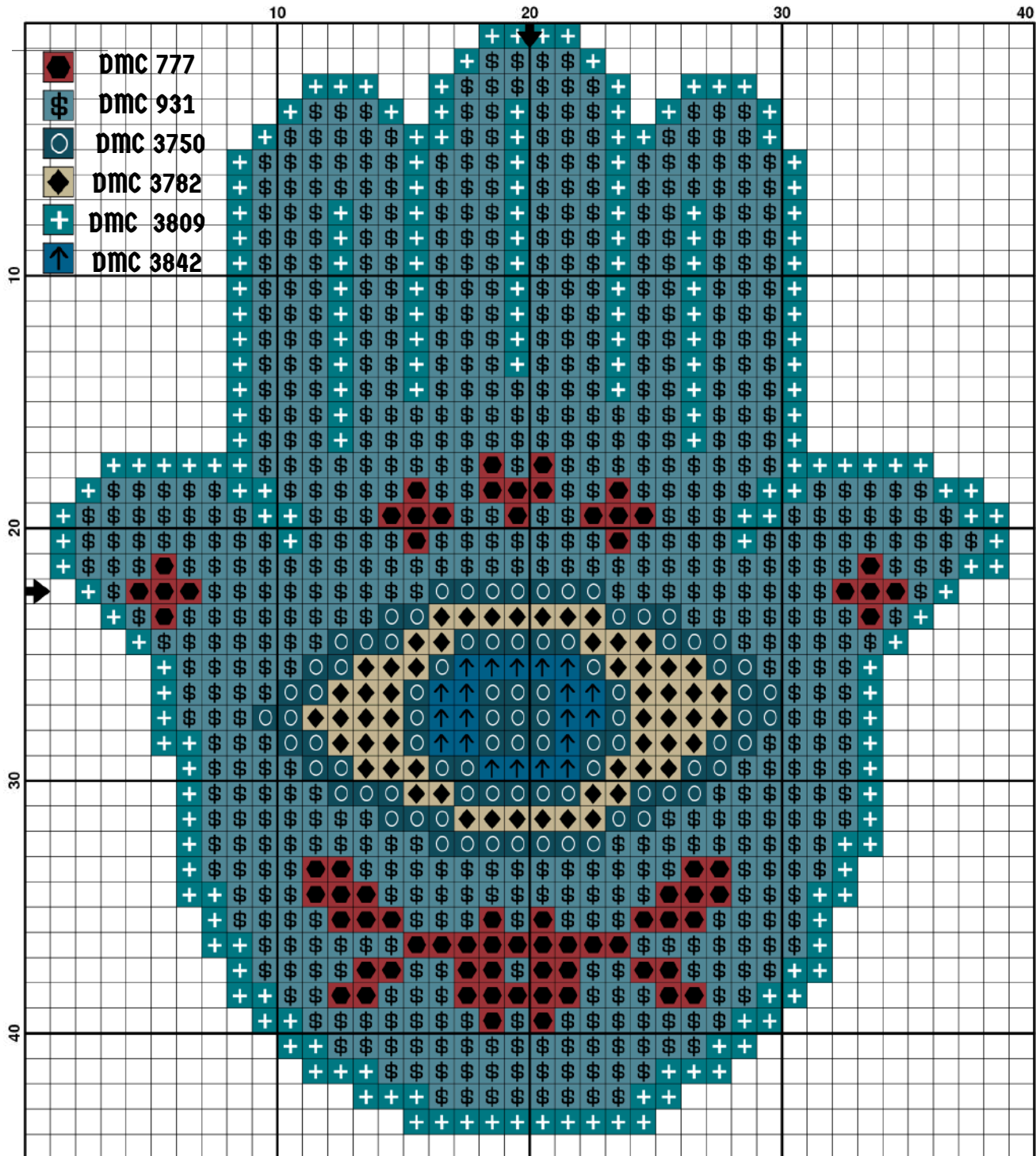
Stitches

Fabric: Aida 14

Size: 2,71 x 3,14 inches

or 6,89 x 7,98 cm


DMC Colors: 6





# THE ALL-SEEING EYE

“LOOK AND YOU WILL SEE NOT WITH  
YOUR EYES, BUT WITH YOUR  
ESSENCE.”



## PATTERN DETAILS

Design area: 46w X 44h


Stitches

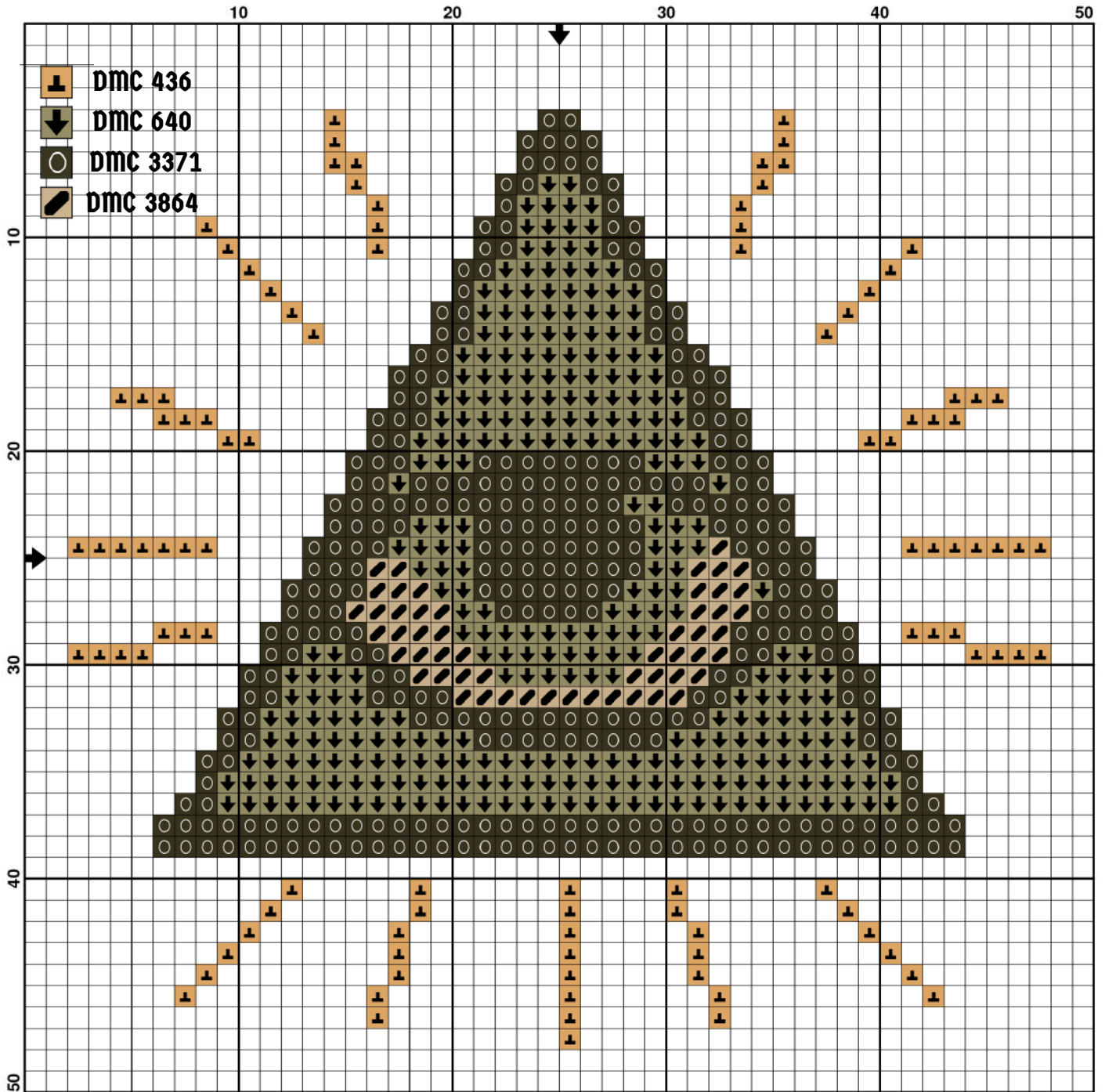
Fabric: Aida 14

Size: 3,29 x 3,14 inches

or 8,35 x 7,98 cm

DMC Colors: 4





# RUNE ALGIZ



"I RAISE MY HANDS TO MEET THE  
LIGHT. AND NO SHADOW WILL TOUCH  
MY PATH."



## PATTERN DETAILS

Design area: 42w X 48h


Stitches

Fabric: Aida 14

Size: 3,00 x 3,43 inches

or 7,62 x 8,71 cm


DMC Colors: 5



# RUNE TIWAZ ↑

"STAY ON THE STRAIGHT PATH. THE  
CHOICE OF TRUTH IS ALWAYS THE  
CHOICE OF STRENGTH."

**PATTERN DETAILS**  
Design area: 43w X 44h  
Stitches  
Fabric: Aida 14  
Size: 3,07 x 3,14 inches  
or 7,80 x 7,98cm  
DMC Colors: 3





**RUNE**  
**URUZ** 

"YOUR STRENGTH IS NOT OUTSIDE. IT  
FLOWS INSIDE YOU LIKE THE BLOOD  
OF YOUR WILD ANCESTORS."


**PATTERN DETAILS**

Design area: 48w X 51h  
Stitches

Fabric: Aida 14

Size: 3,43 x 3,64 inches  
or 8,71 x 9,25 cm


DMC Colors: 4





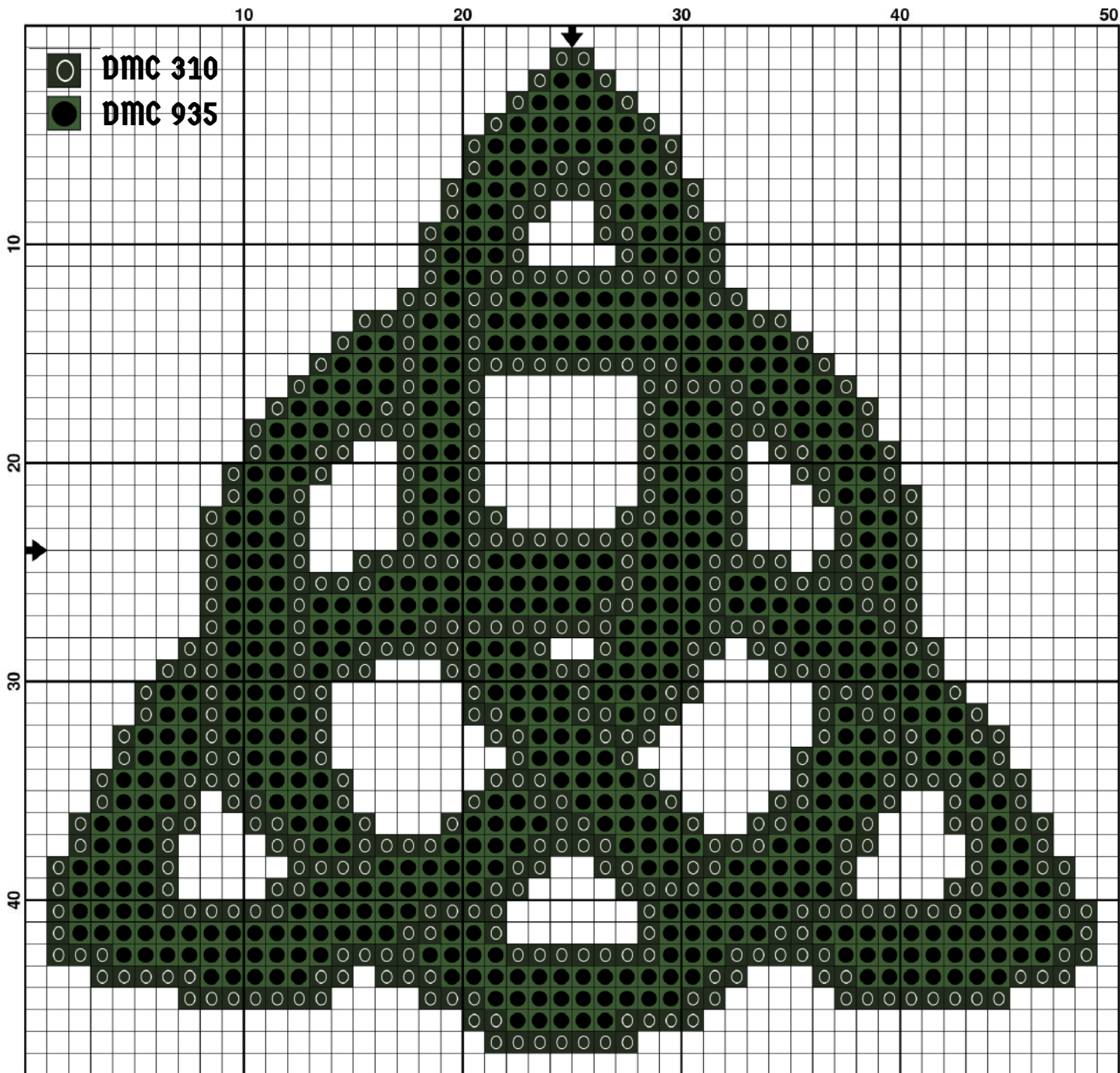
# THE CELTIC KNOT

“WHAT IS TIED WITH THE SOUL  
CANNOT BE UNTIED WITH THE  
HANDS.”



**PATTERN DETAILS**  
Design area: 48w X 46h  
Stitches  
Fabric: Aida 14  
Size: 3,43 x 3,29 inches  
or 8,71 x 8,35 cm  
DMC Colors: 2





# THE POWER OF HEAVENLY BODIES



**This section contains embroideries inspired by the energy of the Sun, Moon, and stars - symbols that have long accompanied magical practice.**


**These celestial bodies control the rhythms of nature, shape our emotions, intuition, and even our destiny. Their power lies in the light that pierces the darkness, in the change of phases, in cycles and infinity.**



## SUN AND MOON



The unity of day and night, light and darkness. A symbol of harmony and balance between opposites, as well as the endless cycle of time. This embroidery helps to maintain inner balance and reminds us of the interconnectedness of everything in the universe.



## TRIPLE MOON



### The Triple Moon

An ancient symbol of the goddess, representing her three faces: Maiden, Mother, and Crone. This embroidery opens the door to intuition, feminine power, and the cycles of life, reflecting the rhythms of nature and the phases of the moon. It is often used in rituals related to lunar phases, inner healing, and unlocking potential.



## MOON



The magical patron of the night, ruling over waters and emotions. The embroidery of the Moon symbolizes secrets, the subconscious, and the path of inner search. It strengthens intuition and helps to focus on spiritual development.


In magic, the moon symbolizes secret knowledge, prophetic dreams, and the power of transformation. In embroidery, it reminds us that everything has its time and its phase.

## SUN



The source of life, warmth, and strength. The Sun embroidery carries the energy of joy, prosperity, and success. It is a symbol of new beginnings, inspiration, and clarity of mind. The sun symbolizes energy, inspiration, and the cycle of life. In magical traditions, the sun is a sign of infinity, the power of nature, and the balance between light and darkness.

The circle symbolizes eternity, and the rays represent the blossoming of strength, clarity of thought, and spiritual awakening.



## GUIDING STAR



In the darkness of night, this star shines brighter than all the others. The embroidery of the Guiding Star symbolizes direction, protection, and confidence in choosing one's path. It reminds us that even when everything seems uncertain, there is always a light to lead the way forward. In witchcraft tradition, the star is a symbol of hope and providence, guiding us through both earthly and spiritual journeys. It can be embroidered as a talisman for those embarking on a new stage in life or seeking answers to inner questions.

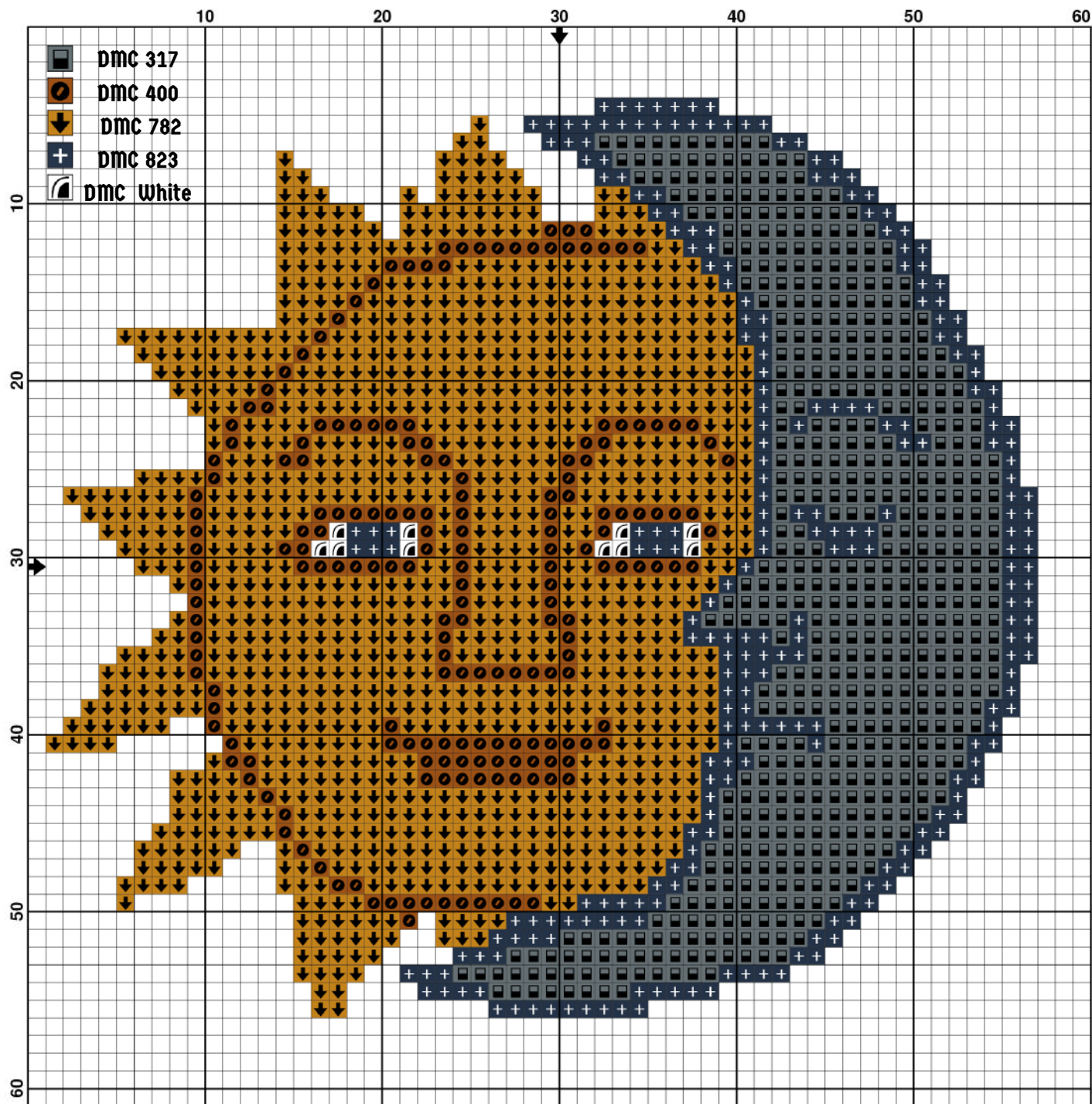




**SUN AND  
moon**

"WHERE THE SUN SHINES, LET THE  
MOON REST. WHERE THE MOON IS  
EVIL, LET THE SUN BLESS."

**PATTERN DETAILS**  
Design area: 56w X 52h  
Stitches  
Fabric: Aida 14  
Size: 4,00 x 3,71 inches  
or 10,16 x 9,43 cm  
DMC Colors: 5

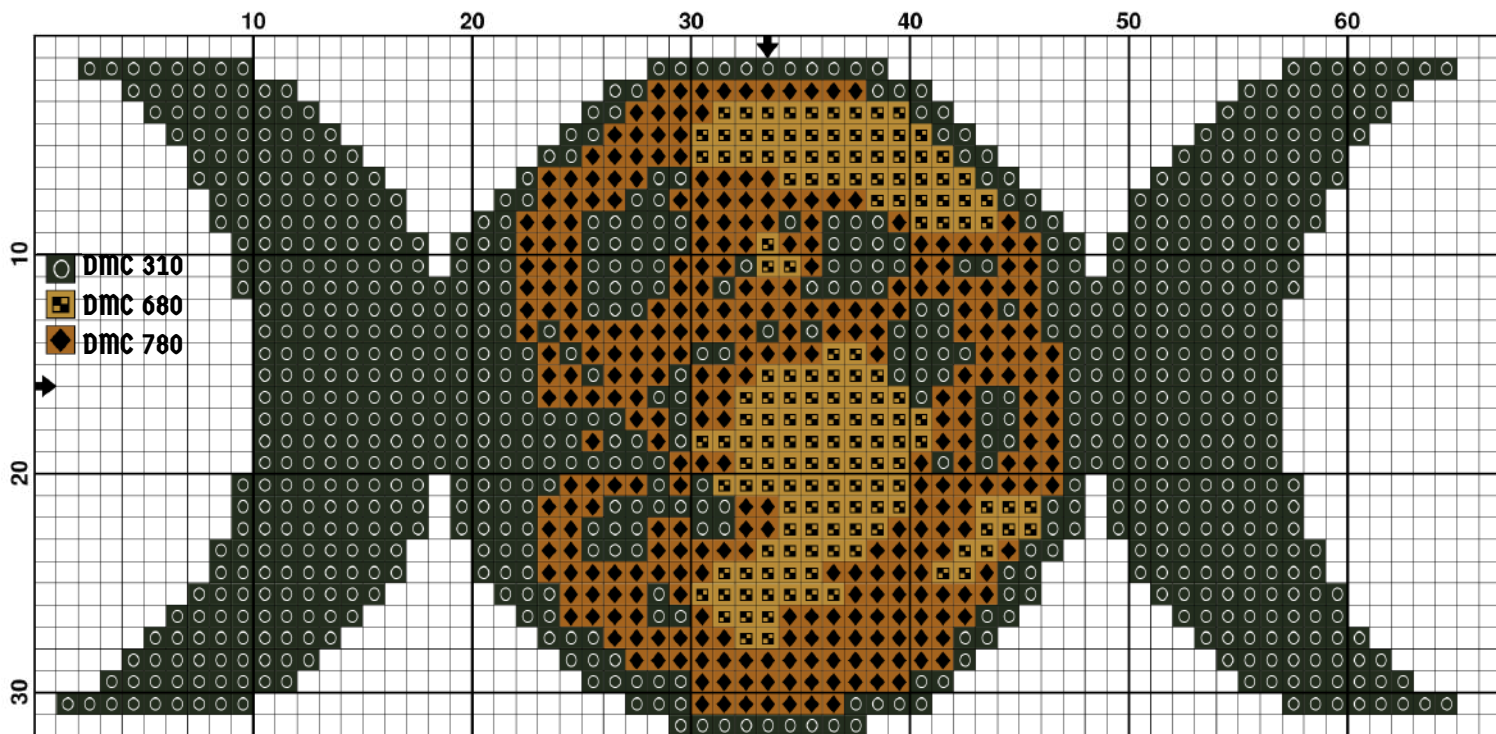




— — — — —  
**TRIUNE**  
**moon**

“IN EVERY ECLIPSE, THERE IS AN  
AWAKENING, IN EVERY RADIANCE,  
AN ANSWER.”

— — — — —  
**PATTERN DETAILS**  
Design area: 64w X 31h  
Stitches  
Fabric: Aida 14  
Size: 4,57 x 2,21 inches  
or 11,61 x 5,62 cm  
DMC Colors: 3





moon

“WHEN THE SUN SETS, MAGIC  
AWAKENS.”

PATTERN DETAILS

Design area: 54w X 57h

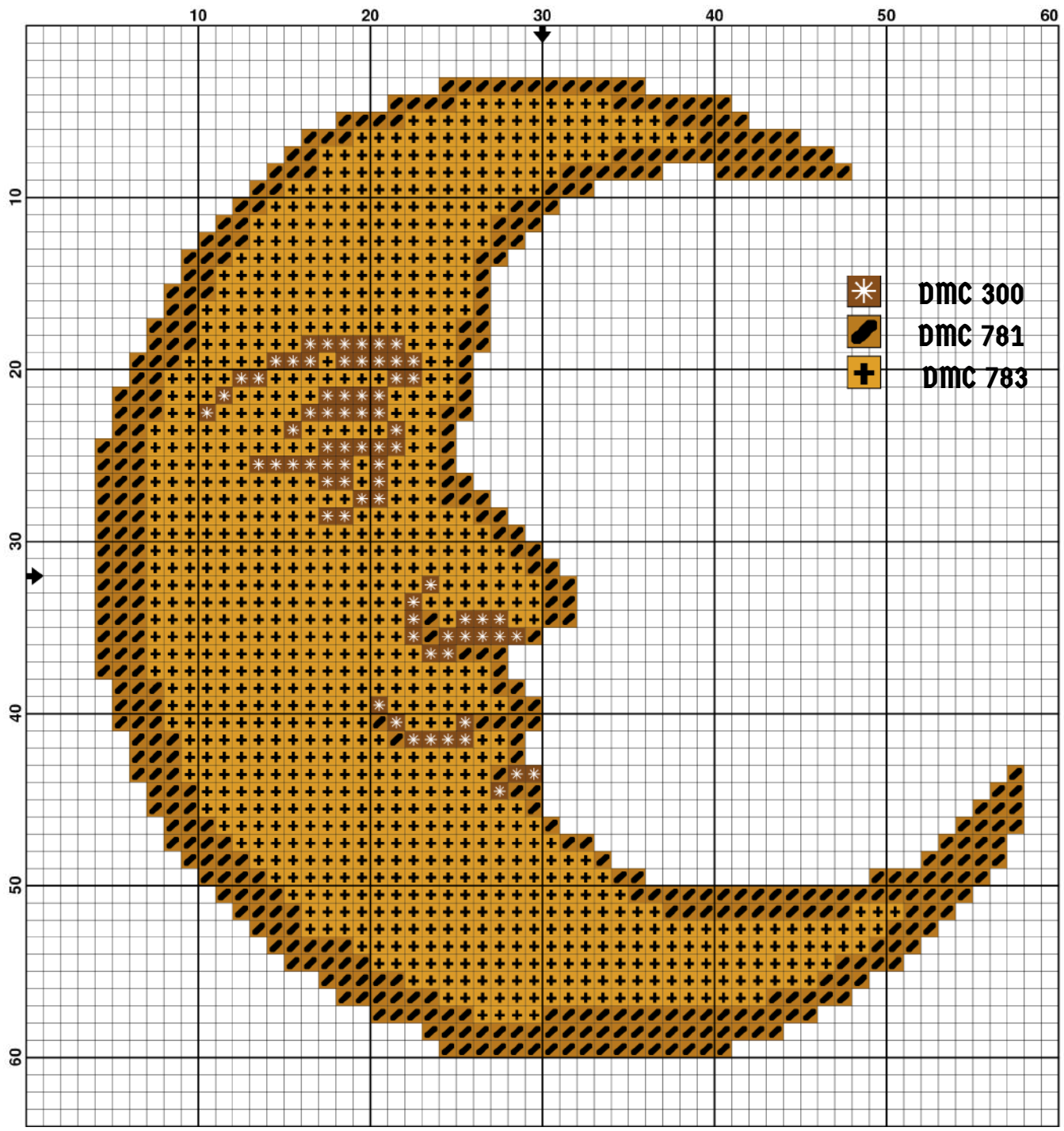
Stitches

Fabric: Aida 14

Size: 3,86 x 4,07 inches

or 9,80 x 10,34 cm

DMC Colors: 3





sun

“WHERE THE SUN SHINES, THE  
MAGIC OF LIFE AWAKENS.”

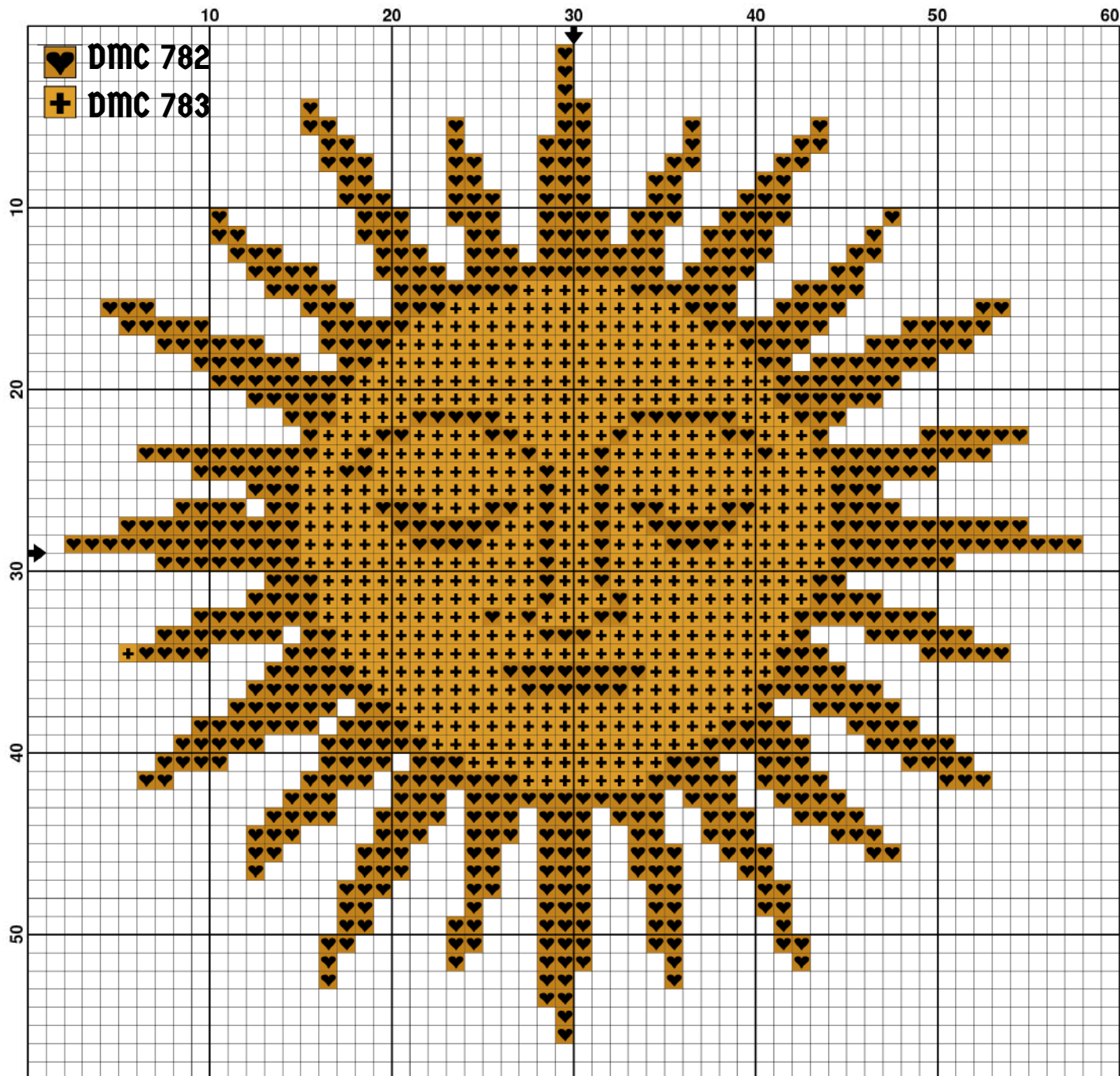
PATTERN DETAILS

Design area: 56w X 55h  
Stitches

Fabric: Aida 14

Size: 4,00 x 3,93 inches  
or 10,16 x 9,98 cm

DMC Colors: 2





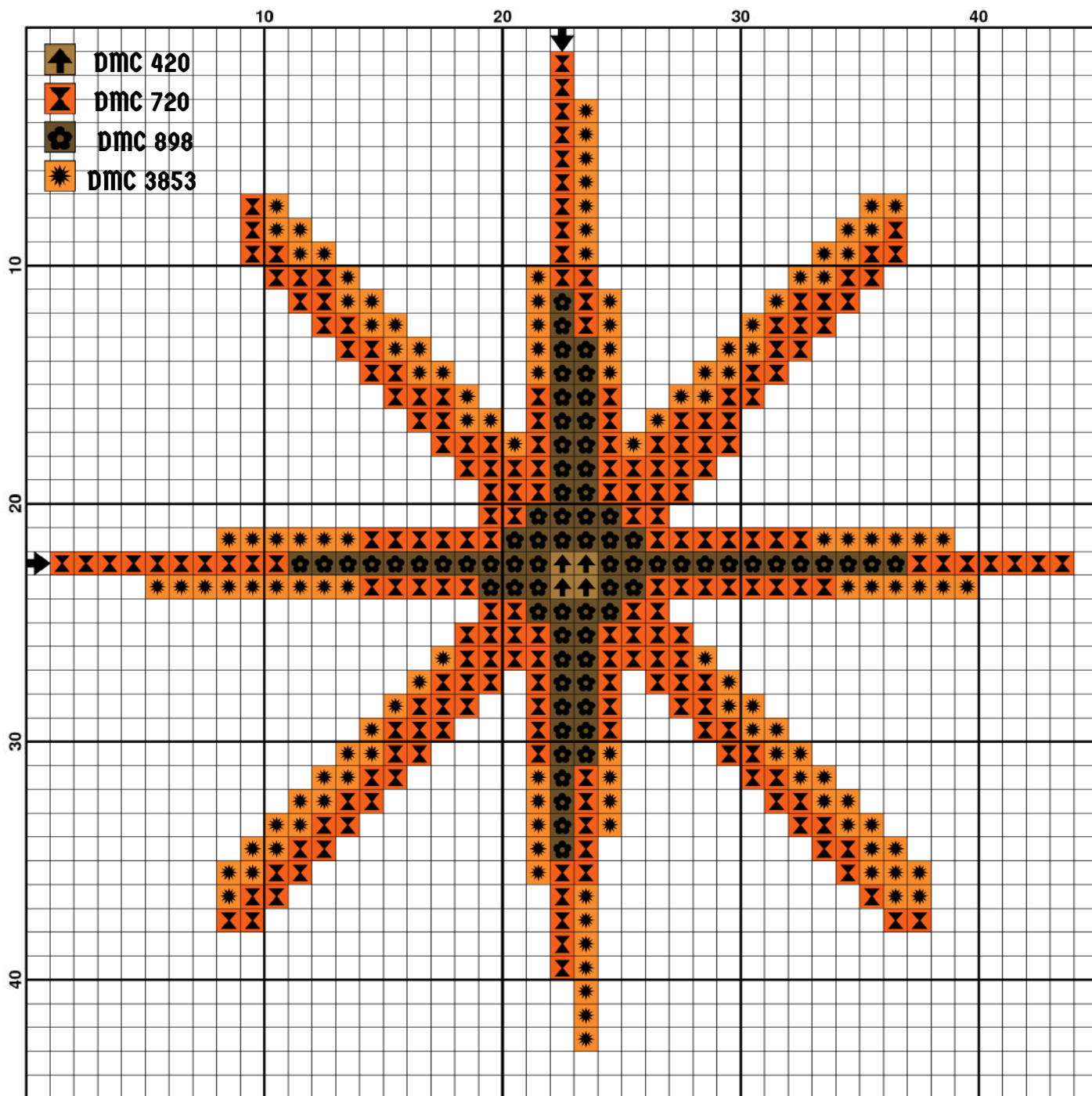
# GUIDING STAR

“WHEREVER YOU GO, THE LIGHT  
WILL ALWAYS FIND YOU.”



**PATTERN DETAILS**  
Design area: 43w X 42h  
Stitches  
Fabric: Aida 14  
Size: 3,07 x 3,00 inches  
or 7,80 x 7,62 cm  
DMC Colors: 4







# MYSTICAL ANIMALS



Animals have long served as conduits between the human world and the spirit world. In myths and legends, they embody the forces of nature, guardian spirits, and the shadows of the subconscious. Each mystical creature embroidered in this section is not just an image but a symbol that carries a profound message.

This section is about the connection with spiritual animals, about the wisdom that comes in dreams, and about those who guard our path through the darkness.



## RAVEN



A raven in embroidery is not just a bird, but a symbol of wisdom, prophecy, and transition between worlds. In myths, it is a messenger of the gods and a guide for souls, leading them through darkness to a new birth.

In witchcraft tradition, the raven helps to unlock hidden knowledge, reminding us of the power of words and the importance of silence. Its black wings carry the mystery of the night, secrets, and magical visions.



## OWL



The owl is a messenger of secret knowledge that comes in the silence of the night. Its eyes are like two stars that see what is hidden from others. In witchcraft traditions, this bird symbolizes intuition, clarity of thought, and connection with the afterlife.

An owl embroidery can serve as a talisman for wisdom and inner vision, helping you find answers in dreams, meditation, and magical practices.



## SNAKE




In this embroidery, the snake is depicted not only as a guardian of secrets but also as the embodiment of the cycle of life. It sheds its old skin to be reborn renewed, which is why the snake symbolizes transformation, the power of rebirth, and the immortality of the spirit.

In witchcraft and folk traditions, the snake is also a sign of hidden knowledge and protection.

## MOTH



The moth is a symbol of lightness and transformation. Its wings remind us that even the most delicate creatures carry within them the enormous power of change. In witchcraft tradition, the moth represents the soul's journey between worlds, its connection to the night and the moonlight.



## FROG



In many traditions, the frog is a mystical messenger of the water element. It lives between two worlds: water and land, therefore symbolizing transition, transformation, and purification.

In witchcraft symbolism, the frog is considered a creature that carries the magical power of herbs, protects against evil spirits, and helps in fulfilling desires.



## BAT



In the darkness where no light reaches, the bat becomes a guide and protector.

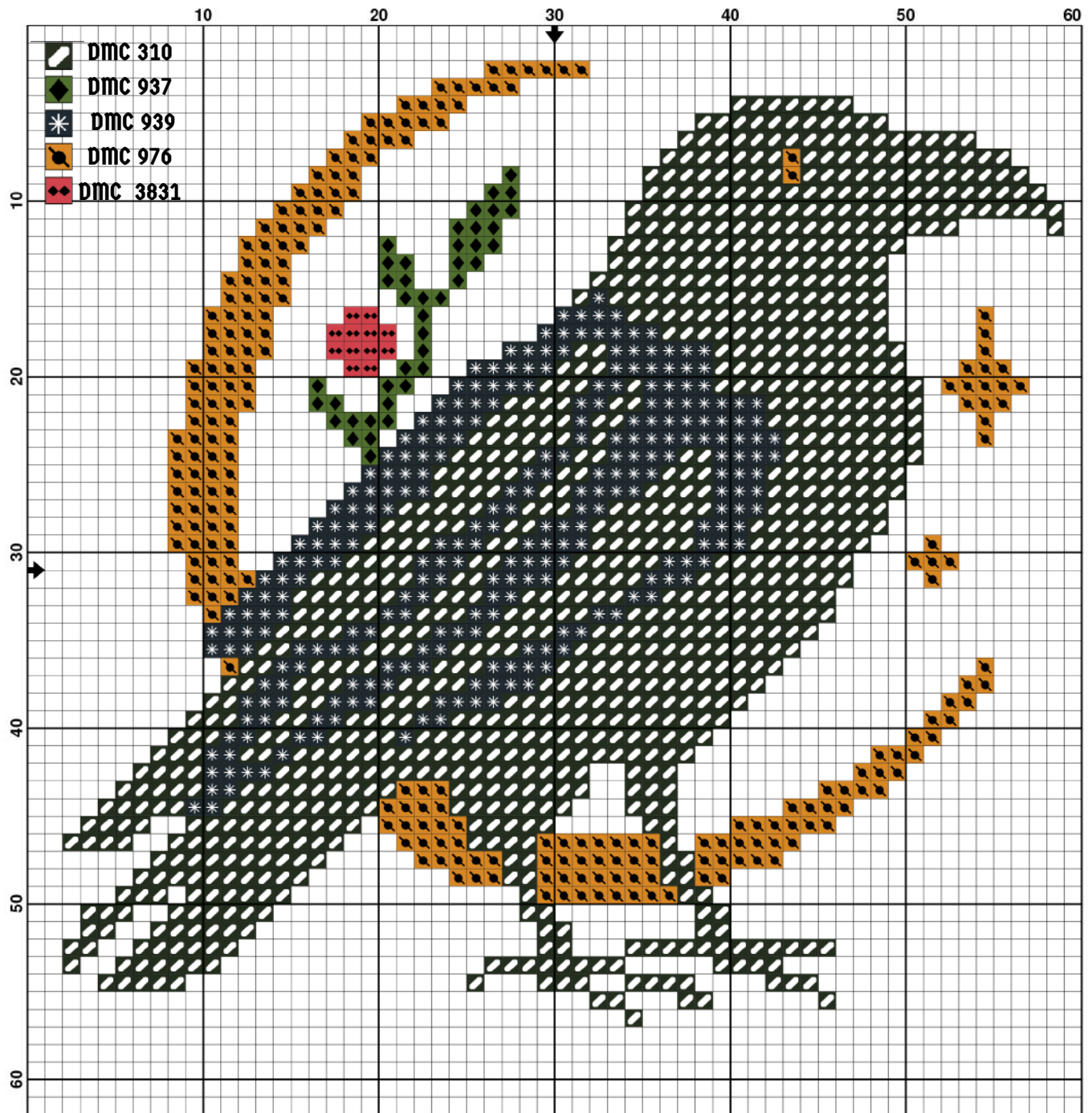
It symbolizes transformation, intuition, and hidden wisdom. In many traditions, this creature is a harbinger of change and a reminder that true vision is born in the dark. A bat embroidery carries the energy of protection from evil, opens doors to new possibilities, and grants its owner the ability to hear the unseen.

# RAVEN

“WHERE THE RAVEN CAWS, THE  
DOOR TO THE INVISIBLE OPENS.”



**PATTERN DETAILS**  
Design area: 57w X 55h  
Stitches  
Fabric: Aida 14  
Size: 4,07 x 3,93 inches  
or 10,34 x 9,98 cm  
DMC Colors: 5





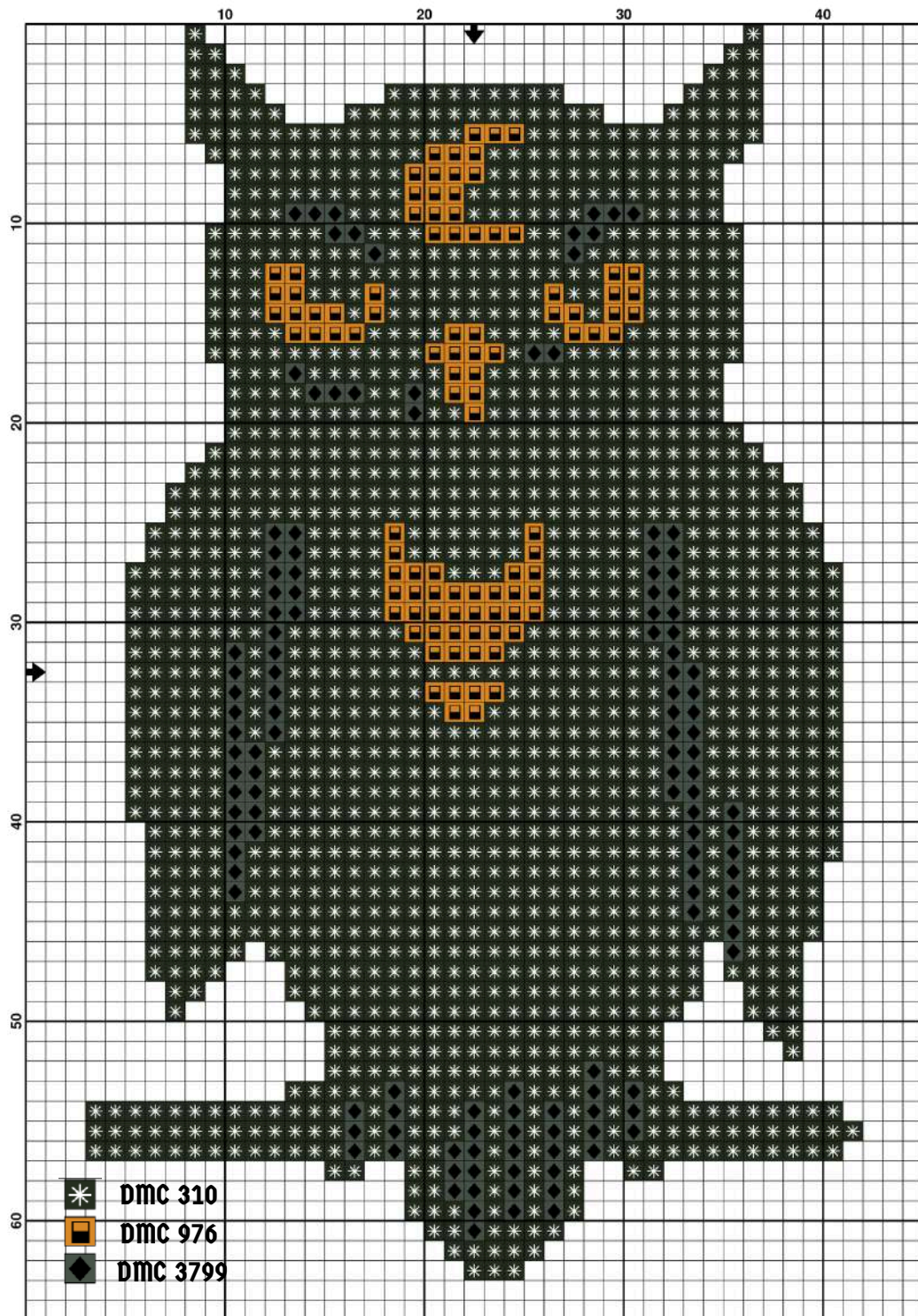
— — — — —  
**OWL**

**“WHERE OTHERS SEE ONLY  
DARKNESS, THE OWL SEES THE  
WAY.”**

— — — — —

— — — — —  
**PATTERN DETAILS**  
Design area: 39w X 63h  
Stitches  
Fabric: Aida 14  
Size: 2,79 x 4,50 inches  
or 7,08 x 11,43 cm  
DMC Colors: 3

— — — — —






# SNAKE

“WHERE THERE IS AN END,  
THERE IS ALWAYS A  
BEGINNING.”

**PATTERN DETAILS**  
Design area: 41w X 60h  
Stitches  
Fabric: Aida 14  
Size: 2,93 x 4,29 inches  
or 7,44 x 10,89 cm  
DMC Colors: 3






# MOTH

“THE WINGS OF A MOTH ARE THE  
SHADOW OF THE SOUL DANCING  
BETWEEN LIGHT AND DARKNESS.”

**PATTERN DETAILS**  
Design area: 53w X 44h  
Stitches  
Fabric: Aida 14  
Size: 3,79 x 3,14 inches  
or 9,62x 7,98 cm  
DMC Colors: 3








# FROG

“WHEN THE FROG SINGS, NEW  
LIFE AWAKENS.”



#### PATTERN DETAILS

Design area: 47w X 47h


Stitches


Fabric: Aida 14

Size: 3,36 x 3,36 inches

or 8,53 x 8,53 cm

DMC Colors: 5



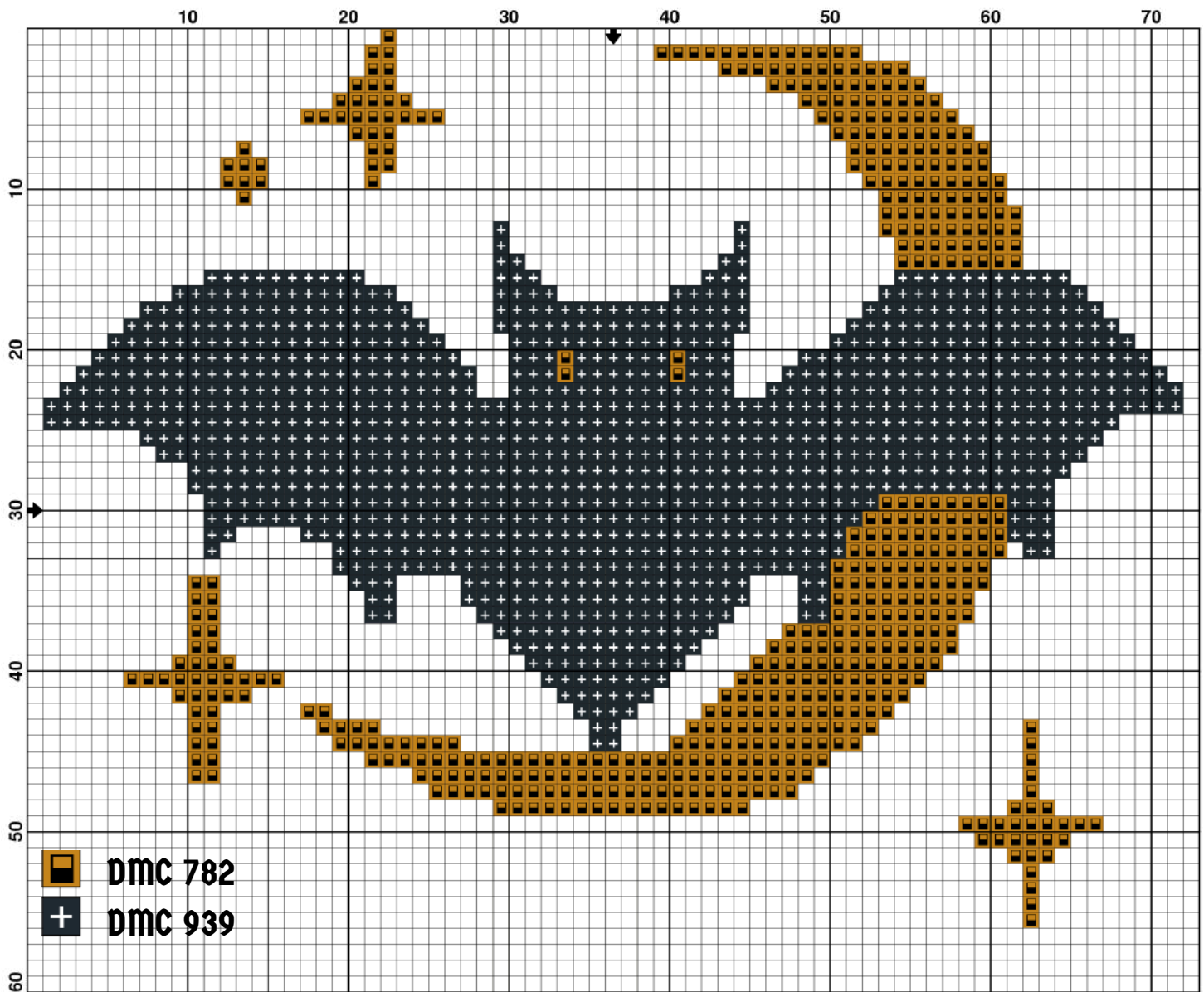




# BAT

“IN THE SILENCE OF THE NIGHT,  
THE WINGS OF YOUR POWER  
UNFOLD.”

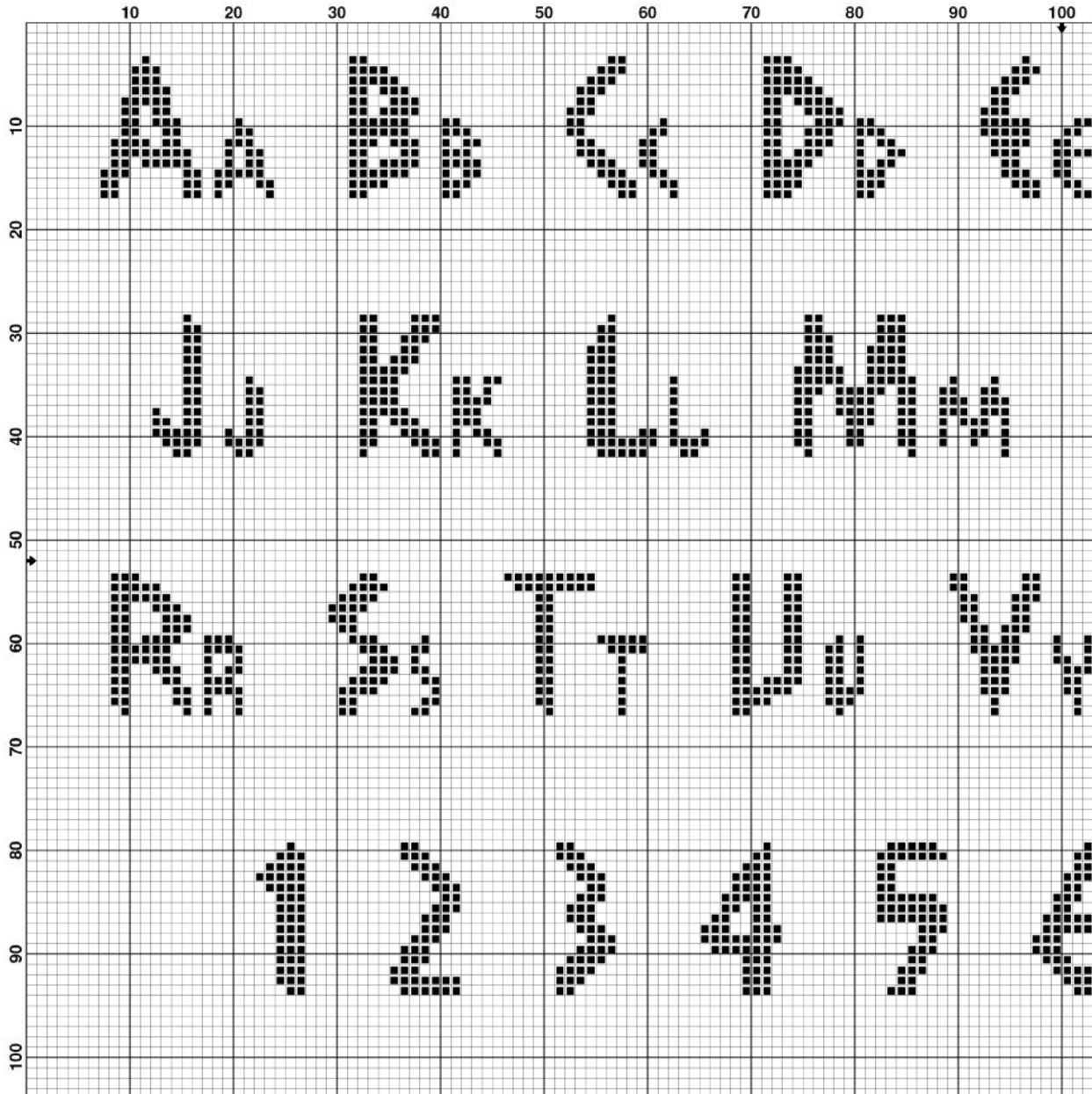
**PATTERN DETAILS**  
Design area: 71w X 56h  
Stitches  
Fabric: Aida 14  
Size: 5,07 x 4,00 inches  
or 12,88 x 10,16 cm  
DMC Colors: 2






# RUNIC-STYLE ALPHABET

THE LANGUAGE OF POWER, WRITTEN  
WITH THREADS



  
 Each letter is a separate symbol that carries protection, wisdom, prophecy, or inspiration. This alphabet adorns the pages of magical books, amulets, and elements of personal rituals. In embroidery, it becomes a personal talisman that can be embroidered as a separate picture or adapted for embroidered inscriptions.

