

Table of Contents

Chapter 1: Introduction + Meet Your Guide	1–2
Chapter 2: Understanding the DJ Landscape	3–4
Chapter 3: Building a Strong Foundation	5–6
Chapter 4: Choosing Your DJ Equipment	7–8
Chapter 5: Software and Music Selection	9–10
Chapter 6: Developing Your Unique Style	11–12
Chapter 7: Basic DJ Techniques	13–15
Chapter 8: Live Performance Tips	16–17
Chapter 9: Branding and Marketing Yourself	18–19
Chapter 10: Navigating the Industry and Staying Relevant	20–21
Conclusion	22

CHAPTER I - INTRODUCTION

Your'e About To Become a DJ

Are You Ready?

Welcome to the electrifying world of DJing, where the beats are contagious, the energy is palpable, and the stage is your canvas. "The Short Guide" is your passport to an exciting journey that goes beyond just playing music—it's about creating unforgettable experiences, connecting with audiences, and crafting your unique sonic identity.

In this guide, I'll walk you through the essential steps to kickstart your DJ career, whether you're a novice with a burning passion for music or an aspiring artist ready to take the stage. DJing is an art form that transcends genres, and with the right knowledge and skills, you can transform your love for music into a fulfilling career.

As we embark on this exploration, I'll cover everything from understanding the diverse DJ landscape to mastering the technical intricacies of beatmatching and mixing. You'll learn about the gear that suits your style, the software that brings your vision to life, and the techniques that will make your sets unforgettable.

But it's not just about the equipment and skills; it's also about finding your voice as a DJ. I'll guide you in discovering your unique style, helping you stand out in a crowded industry. Additionally, I'll address the business side of DJing, covering branding, marketing, and the strategies to navigate the industry successfully.

Your journey into the DJ world is about to begin, and this guide is your trusted companion. Whether your dream is to rock the dancefloors of trendy clubs, host epic parties, or command the stage at major festivals, the knowledge contained within these pages will empower you to turn that dream into reality.

Get ready to immerse yourself in the beats, rhythms, and culture of DJing. Let's set the stage for your incredible DJ career!

MEET YOUT GUIDE

Hello, I'm DJ Furash Oran Frenkel.

I'm an advocate for mastering the art of DJing and honing the skills needed to thrive in the world of music. Throughout my journey, I've had the privilege of working with numerous aspiring DJs, learning and enhancing my skills so I could pass on the knowledge for a successful career in the music industry.

From my experience, I've come to understand that embracing the fundamentals of DJing can lead to significant improvements in one's artistic expression and confidence. I'm thrilled to share my knowledge and expertise with those who are passionate about learning the fundamentals of DJing and creating their unique sound.

I'm very committed to my craft, and together with my supportive network of fellow DJs, we continue to explore the vast realms of music creation. In my free time, I immerse myself in the latest tracks, experimenting with new beats and enjoying the dynamic world of DJ culture.



I believe that mastering the art of DJing can be a transformative journey, opening doors to countless opportunities and personal fulfillment. I'm eager to assist fellow DJs in discovering the joy and satisfaction that comes with mastering the skills of the trade..

DJ Furash

CHAPTER 2

Understanding The DJ Landscape

Different DJ Roles

Before diving headfirst into the world of DJing, it's crucial to understand the diverse and dynamic landscape that awaits you. DJing is not a one-size-fits-all endeavor—it's a multifaceted industry with various roles, styles, and platforms. Let's take a closer look at the different facets of the DJ landscape to help you find your niche:

Club DJs

Club DJs are the heartbeat of nightlife, shaping the musical experience in clubs and bars. They excel at reading the crowd, seamlessly blending tracks, and creating an immersive atmosphere. If you thrive on the energy of a packed dancefloor and enjoy exploring different genres, club DJing might be your calling.

Mobile DJs

For those who enjoy a more versatile and mobile setup, mobile DJs cater to private events such as weddings, parties, and corporate functions. Flexibility and a diverse music library are key attributes for success in this field. Mobile DJs often need to adapt their playlists to suit the preferences of different audiences.

Radio DJs

Radio DJs have the power to reach a wide audience through the airwaves. If you have a passion for discovering new music, introducing tracks, and engaging with listeners, radio DJing could be your avenue. This platform allows you to share your love for music and connect with people from the comfort of a studio.



CHAPTER 2

Festival and Event DJs

Headlining major festivals or performing at special events requires a unique set of skills. Festival DJs command large crowds and need to master the art of building and releasing energy. The festival circuit offers exposure and the opportunity to leave a lasting impression on a massive audience.

Turntablists and Scratch DJs

For those who love pushing the boundaries of DJing, turntablism is an art form that involves manipulating records and turntables to create innovative sounds. Scratch DJs focus on the skillful use of the crossfader and turntable to produce intricate scratching and cutting techniques.

Understanding these different roles is the first step in defining your DJ career path.

Each area comes with its own challenges and rewards, so take the time to explore and identify where your passion lies. Can you combine different roles? Yes, of course. Nothing is set in stone and it's better to experience as much as you can. In the following pages, we'll delve deeper into the specific skills and knowledge required for each type of DJ, helping you tailor your journey to match your aspirations. Get ready to discover the limitless possibilities that await you in the vast landscape of DJing.



CHAPTER 3

Building a Strong Foundation

DJ Elements

As you set out to conquer the diverse DJ landscape, it's essential to build a strong foundation that will serve as the bedrock of your career. Here are key elements to focus on as you lay the groundwork for success:

Passion for Music

At the heart of every great DJ is an unwavering passion for music. Dive deep into different genres, explore new artists, and broaden your musical horizons. Your love for music will drive your creativity and set the stage for captivating performances.

Develop a Keen Ear

Training your ear to discern beats, melodies, and harmonies is a fundamental skill for any DJ. Practice active listening to understand the nuances of various tracks. A sharp ear will not only enhance your mixing abilities but also help you connect with your audience on a profound level.

Crowd Awareness

Mastering the art of reading a crowd is a skill that separates good DJs from great ones. Pay attention to audience reactions, energy levels, and the overall vibe of the venue. Being attuned to the crowd allows you to curate sets that resonate and keep the dancefloor alive.

Networking

In the dynamic world of DJing, connections are invaluable. Attend local events, collaborate with other DJs, and engage with music producers. Networking opens doors to opportunities, from playing at new venues to collaborating on projects. Building a strong professional network is a strategic move toward long-term success.


Continuous Learning

Stay hungry for knowledge and never stop learning. Keep abreast of industry trends, new music releases, and advancements in DJ technology. Attend workshops, read industry publications, and seek mentorship from experienced DJs. A commitment to continuous learning ensures you stay relevant and innovative.

CHAPTER 3

**Technical Proficiency**

Familiarize yourself with your DJ equipment and software. Whether you choose turntables, controllers, or a combination, understanding your tools is essential. Practice basic techniques such as beatmatching, cueing, and phrasing to build confidence in your skills.

**Developing Your Brand**

Your identity as a DJ extends beyond your music. Develop a brand that reflects your style and personality. This includes designing a logo, creating a consistent visual aesthetic, and establishing an online presence through social media. A strong brand enhances your visibility and helps you stand out in a competitive market.



Building a strong foundation is an ongoing process, and patience is key. As you invest time and energy into honing these foundational elements, you'll position yourself for a successful and fulfilling DJ career. In the pages that follow, I'll delve deeper into specific aspects of DJing, guiding you toward mastering the technical skills and cultivating the mindset needed to thrive in this exciting industry. Get ready to elevate your DJ game to new heights!

CHAPTER 4

Choosing Your DJ Equipment

Selecting the right DJ equipment is an important step in shaping your unique sound and style. The market offers a variety of options, catering to different preferences and budgets. Let's explore the essential components and factors to consider when choosing your DJ gear:

Turntables vs. Controllers

The age-old debate of turntables versus controllers is a crucial decision for DJs. Turntables offer a tactile, analog feel and are favored by purists for scratching and turntablism. Controllers, on the other hand, provide a digital interface with extensive features and portability. Consider your preferred style and the type of gigs you aspire to, as this will guide your choice. Not sure yet what to choose? try them both:)

Mixer

The mixer is the hub of your DJ setup, allowing you to blend multiple audio sources seamlessly. Choose a mixer that complements your chosen turntables or controllers. Look for features like multiple channels, EQ controls, and effects options. A high-quality mixer is essential for crafting smooth transitions and manipulating your sound on the fly.

Headphones

Investing in a reliable pair of DJ headphones is crucial for accurate cueing and monitoring. Look for closed-back headphones with excellent sound isolation to block out external noise. Comfort is also a key factor, as you may be wearing them for extended periods during gigs and practice sessions.



CHAPTER 4

Speakers and Monitors

Your choice of speakers or monitors significantly impacts how your mixes are perceived. Consider the size of the venues you plan to play in and invest in speakers that deliver clear, balanced sound. Studio monitors are ideal for fine-tuning your mixes at home, while powerful PA speakers are essential for larger events.

Rekordbox, Traktor, or Other Software

Selecting the right DJ software is a crucial decision that influences your workflow and creative possibilities. Rekordbox and Traktor are popular choices, each with its unique features and user interfaces. Rekordbox By Pioneer is my favorite one to use but experiment yourself and see which one will suit your needs.

Budget Considerations

While it's tempting to go for the latest and most feature-rich equipment, it's essential to align your choices with your budget. There are quality options available for every price range, so prioritize your needs and invest wisely. Remember that your skills and creativity play a more significant role in your success than having the most expensive gear.

Portability and Setup


Consider the portability of your setup, especially if you plan to play at various venues. Controllers are often more portable than turntable setups, making them ideal for mobile DJs. Ensure that your equipment is easy to set up and dismantle, allowing you to focus on your performance rather than technical logistics.

Choosing your DJ equipment is a personal and exciting process. Take the time to test different setups, gather recommendations from experienced DJs, and consider your long-term goals. The right gear is an extension of your creativity, enabling you to bring your musical vision to life. As we continue this guide, I'll delve into the software and techniques that will help you harness the full potential of your chosen equipment.

Keep in mind that you don't have to buy all the gear at first and might start only with purchasing headphones, but eventually, you will have to own your own gear.

CHAPTER 5

Software and Music Selection



Now that you've set up your DJ equipment, it's time to explore the software that will be the foundation for your musical expressions. Additionally, Let's dive into curating a compelling music library and explore these crucial aspects of your DJ journey:

DJ Software

Selecting the right DJ software is almost like choosing a partner in your creative endeavors. Rekordbox, Traktor and Serato are among the industry-standard software options. Each offers unique features, interface styles, and compatibility with specific hardware. Take the time to experiment with different software and choose one that aligns with your workflow and preferences. At the beginning of my career, I tried all three, and now I'm able to play each one of them.

Understanding Your Software

Familiarize yourself with the features and functions of your chosen DJ software. This includes mastering basic controls, navigating the interface, and understanding how to utilize effects and loops. The more comfortable you are with your software, the more fluidly you can express your creative ideas during performances.

Building Your Music Library

Your music library is your DJ identity. Begin by organizing your collection systematically, using folders, playlists, and tags. Ensure your library spans a variety of genres, tempos, and moods to cater to diverse audiences. Regularly update your collection with new releases and timeless classics to keep your sets fresh and engaging.

Quality Over Quantity

While having an extensive music library is advantageous, quality should always take precedence over quantity. Curate your collection with tracks that resonate with you and evoke emotion. A well-chosen, smaller selection of high-quality tracks is more effective than a massive, disorganized library. It's easy to forget it along the way but to keep it in mind.

Genre Exploration

Don't limit yourself to a single genre. Explore different musical styles and experiment with incorporating unexpected tracks into your sets. A diverse repertoire allows you to adapt to various venues and audiences, showcasing your versatility as a DJ.

CHAPTER 5

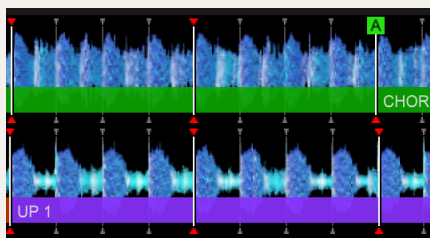
Beatmatching and Harmonic Mixing

Understanding the fundamentals of beatmatching and harmonic mixing is essential for creating seamless transitions between tracks. Practice these techniques to enhance the flow of your sets and keep the dancefloor engaged. Many DJ software platforms offer tools to assist with beatmatching and key detection. Check out the Beat Sync and the Key Sync features to help you start.

Track Analysis and Preparation

Before your performance, analyze your tracks within the software. Check for BPM (beats per minute), key information, and set cue points. This preparation ensures that you can focus on creative expression during your sets rather than technical details.

As you navigate the world of DJ software and music selection, remember that these tools are your creative palette. Experiment, push your boundaries, and embrace the joy of discovery. The next pages will delve into developing your unique DJ style and mastering fundamental techniques, allowing you to unleash your creativity on the decks.



CHAPTER 6

Developing Your Unique Style

Your journey as a DJ is not just about playing music; it's about cultivating a distinct identity that sets you apart in the crowded realm of DJing. On the one hand, there are a lot of DJs out there, and on the other hand, don't let it frighten you. Developing your unique style is a transformative process that combines technical proficiency with personal flair. Here's how you can carve out your niche in the DJ world:

Find Your Musical Identity

Explore different genres and styles to discover what resonates with you the most. While versatility is valuable, having a signature sound or style can make you memorable. Whether it's a preference for deep house, hip-hop, techno, or a fusion of genres, let your musical identity be a reflection of your passion and personality.

Experiment with Mixing Techniques

Mastering the foundational techniques of beatmatching and mixing is essential, but don't be afraid to experiment, such as trying an effect-based mix. Introduce creative transitions, incorporate acapellas, or experiment with live remixing. Your mixing style should be an evolving expression of your creativity.

Create Unique Mashups and Edits

Distinguish yourself by crafting your own mashups and edits. Combining elements from different tracks or genres can lead to innovative and attention-grabbing mixes. Use your creativity to surprise and captivate your audience. Can rock and hip-hop mix together? Give it a try, and let's see.



CHAPTER 6

Embrace Technology

Explore the capabilities of your DJ software and equipment to enhance your performances. Looping, sampling, and using effects can add layers to your sets. Embrace technology as a tool for artistic expression and elevate your DJing to new dimensions.

Connect with Your Audience

Building a connection with your audience goes beyond playing great music. Engage with the crowd, observe their reactions, and adapt your set accordingly. Pay attention to the energy in the room and use your intuition to create an immersive experience that resonates with your listeners.

Dress the Part

Your appearance contributes to your overall brand and style. Consider how you present yourself on stage, from your clothing to your stage presence. A consistent and visually appealing image can reinforce your identity and leave a lasting impression. I really love dressing up, as you can see from the picture at the beginning of the guidebook.

Develop a Signature Routine

Create a signature routine or feature that defines your performances. It could be a unique mixing technique, a specific way of interacting with the audience, or a personalized visual element. Having a memorable signature adds an extra layer to your brand.

Stay Authentic

Authenticity is the key to a lasting and meaningful connection with your audience. While inspiration is valuable, avoid mimicking other DJs. Let your personality shine through in your music selection, mixing style, and overall presentation.

Remember that developing your unique style is an ongoing process. Embrace the evolution of your sound and techniques, and don't be afraid to take risks. Your individuality is what will resonate with listeners and create a lasting impact in the dynamic world of DJing. As we progress through this guide, we'll delve into essential DJ techniques to refine your skills and help you shape your distinctive musical identity. Make your mark on the DJ scene!

CHAPTER 7

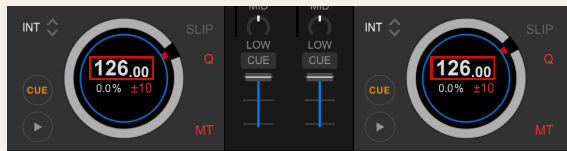
Basic DJ Techniques

Now that you've begun to shape your unique style, it's time to delve into the foundational DJ techniques that will empower you to deliver seamless and captivating performances. Mastering these essential skills will provide you with the confidence to navigate any set and keep the dancefloor grooving. Let's break down the basics:

Beatmatching

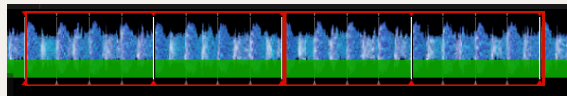
Beatmatching is the cornerstone of DJing. It involves aligning the beats of two tracks so they play in sync. Practice beatmatching by adjusting the tempo and pitch of one track until it matches the other. With time, you'll develop the ability to seamlessly transition between songs.

Don't think less of yourself if you are using the software option of beat/key sync at first to help educate you, but remember to practice without it as well.



Phrasing

Understanding phrasing is crucial for creating natural transitions between tracks. Tracks are typically structured in phrases, which consist of 8, 16, or 32 beats. Aligning the end of one phrase with the beginning of another enhances the flow of your set.



Cueing


Cueing allows you to preview a track in your headphones before bringing it into the mix. Set cue points at key moments, such as the beginning of a verse or the start of a build-up. This helps you time your transitions and ensures a smooth blend between tracks.



CHAPTER 7

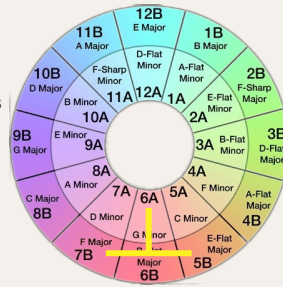
EQing (Equalization)

Mastering EQ controls on your mixer is essential for shaping the sound of your mix. The standard EQ knobs include Low (bass), Mid (midrange), and High (treble). Experiment with EQ adjustments to create smooth transitions and emphasize different elements in your tracks.



Mixing in Key

Harmonic mixing involves blending tracks that are in the same or related keys. Mixing in key enhances the musical cohesion of your sets and contributes to a more harmonious listening experience. Many DJ software platforms provide key detection tools to assist you in identifying compatible tracks. The harmonic mixing wheel will also help you make sure you mix in key. For example if you play B major(6B) use the Plus sign to see you can mix F major(7B), G minor(6A) or E major(5B).



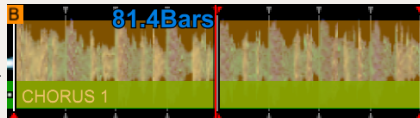
Crossfading

The crossfader on your mixer allows you to smoothly transition between two audio sources. Practice using the crossfader to fade in and out of tracks, experimenting with different techniques to add flair to your mixes.



Looping

Looping enables you to repeat a specific section of a track, providing opportunities for extended build-ups or creative layering. Experiment with looping to add variety to your sets and maintain energy on the dancefloor.




Scratching:

If you're using turntables, scratching is a skill that can add a dynamic and expressive element to your performances. Practice basic scratching techniques and gradually incorporate them into your sets to showcase your individuality.



CHAPTER 7

**Volume Control**

Mastering volume control is often overlooked but is crucial for maintaining a balanced mix. Pay attention to the levels of each track and adjust accordingly to ensure that no element overpowers the others.

**Reading the Crowd**

Adapting to the energy and preferences of the crowd is an advanced skill that comes with experience. Pay attention to audience reactions and be ready to adjust your set in real-time to keep the dancefloor engaged.

These are some of the basic DJ techniques you can start practicing. Regular and focused practice sessions will refine your skills and build the foundation for more advanced techniques in the future. With these tools in your arsenal, you're well on your way to crafting electrifying sets that leave a lasting impression. In the following pages, We'll delve into live performance tips and strategies to enhance your stage presence.

CHAPTER 8

Live Performance Tips

Stepping onto the stage as a DJ is an exhilarating experience, and mastering the art of live performance is essential for leaving a lasting impact on your audience. Here are key tips to elevate your stage presence and deliver memorable performances:

Energy and Confidence

Radiate energy and exude confidence from the moment you step behind the decks. Your enthusiasm will set the tone for the entire performance, creating a positive and engaging atmosphere for the audience. Let's see that SMILE;)

Interaction with the Crowd

Establish a connection with your audience by engaging with them throughout your set. Make eye contact, acknowledge cheers, and respond to the energy on the dancefloor. Reading the crowd and adjusting your performance accordingly ensures a dynamic and immersive experience for everyone.

Seamless Transitions

Master the art of seamless transitions between tracks. Avoid abrupt changes that disrupt the flow of the music. Smooth transitions contribute to a cohesive set and keep the energy on the dancefloor consistently elevated.

Build and Release Energy

Understand the importance of building and releasing energy in your set. Control the pacing to take the audience on a journey, creating moments of anticipation and excitement. Strategic use of peaks and valleys in energy keeps the crowd captivated.

Storytelling Through Music

Craft a narrative with your setlist, telling a story through the progression of tracks. Consider the emotional journey you want to take your audience on, and use your music selection to convey different moods and atmospheres.

CHAPTER 8

Stage Presence

Develop a commanding stage presence that captures the attention of the audience. Your body language, movements, and gestures should complement the energy of the music. Use the entire stage to express your connection with the music and the crowd.

Be Prepared for Technical Issues

Live performances can come with unexpected technical challenges. Be prepared to troubleshoot issues such as equipment malfunctions or sound system problems. Remaining calm and focused during such situations demonstrates professionalism and ensures a smoother performance.

Mix in Real-Time

While preparing your sets in advance is common, don't be afraid to deviate and mix in real-time based on the crowd's response. Being adaptable and spontaneous adds an element of surprise and keeps your performances fresh and dynamic.

Introduce Your Personal Touch

Inject your personality into your sets. Whether it's your signature mixing style, personalized edits, or unique interactions with the crowd, let your individuality shine through. Authenticity resonates with audiences and leaves a lasting impression.

Reflect and Learn

After each performance, take time to reflect on what worked well and areas for improvement. Learning from each experience is crucial for refining your skills and evolving as a performer. Seek feedback from peers and experienced DJs to gain valuable insights.

As you incorporate these live performance tips, remember that each performance is an opportunity for growth and refinement. Embrace the energy of the stage, connect with your audience, and let your passion for music shine. You're ready to take the stage with confidence and flair!



CHAPTER 9

Branding And Marketing Yourself

In the competitive world of DJing, effective branding and marketing are essential for establishing your presence, attracting opportunities, and building a loyal fan base. Here are some key points to consider on strategically branding and marketing yourself as a DJ:

Define Your Brand Identity

Start by defining your unique brand identity. Consider your musical style, personality, and visual aesthetic. Your brand should reflect who you are as an artist and what sets you apart from others. This includes choosing a memorable DJ name, designing a distinctive logo, and establishing a consistent visual theme.

Create an Online Presence

In the digital age, your online presence is crucial. Build a professional website that showcases your bio, upcoming events, and a portfolio of your work. Utilize social media platforms such as Instagram, Facebook, and TikTok to connect with your audience. Regularly update your profiles with engaging content, including behind-the-scenes glimpses, mix previews, and announcements.

Utilize Mix Platforms

Leverage mix platforms such as Soundcloud, Mixcloud, or YouTube to share your mixes with a wider audience. Consistently uploading high-quality mixes not only showcases your skills but also helps you connect with music enthusiasts globally.

Develop a Promo Kit

Create a comprehensive promotional kit that includes a professional bio, high-quality photos, and links to your mixes or performances. This kit is essential for reaching out to event organizers, promoters, and media outlets. Ensure that your promo kit reflects the energy and style you bring to your performances.

CHAPTER 9

Networking

Network both online and offline to expand your reach within the industry. Attend industry events, collaborate with other artists, and engage with music producers. Establishing connections with promoters, venue owners, and fellow DJs can lead to valuable opportunities, including gigs, partnerships, and collaborations.

Collaborate with Other Artists

Collaborations with other artists can expose you to new audiences and strengthen your brand. Consider collaborating on tracks, hosting joint events, or participating in mix exchanges. Mutual support within the community can enhance your credibility and visibility.

Engage with Your Audience

Build a strong connection with your audience by actively engaging with them. Respond to comments on social media, conduct Q&A sessions, and ask for feedback on your mixes. Cultivating a loyal fan base involves creating a sense of community around your brand.


Seek Media Coverage

Reach out to local media outlets, music blogs, and online platforms to secure coverage for your performances and releases. Positive reviews, interviews, and features can significantly boost your credibility and visibility within the industry.

Consistency is Key

Consistency is crucial in building a strong brand. Maintain a consistent visual aesthetic, posting schedule, and tone of communication across all platforms. This builds trust with your audience and reinforces your brand identity over time.

By strategically implementing these branding and marketing strategies, you'll be well-positioned to amplify your presence in the DJing scene. Your brand is an extension of your artistry, and cultivating it with care will open doors to exciting opportunities in the industry. As we approach the final chapter, we'll delve into the business side of DJing, covering essential topics such as contract negotiation, managing finances, and staying relevant in a dynamic industry.



CHAPTER 10

Navigating the Industry and Staying Relevant

As you begin your DJ career, understanding the business side of the industry is crucial for long-term success. Navigating the complex landscape and staying relevant in an ever-evolving field requires a strategic approach. Let's explore key aspects that will guide you through the business side of DJing:

Contract Negotiation

When securing gigs, it's essential to navigate contracts with clarity and confidence. Familiarize yourself with common terms, payment structures, and performance expectations. Consider seeking legal advice or mentorship to ensure fair and transparent agreements with event organizers.

Managing Finances

Effectively managing your finances is vital for sustaining a successful DJ career. Keep detailed records of your income and expenses, including equipment purchases, travel costs, and promotional expenses. Establish a budget and set aside funds for equipment maintenance, marketing, and savings.

Diversify Your Income Streams

Explore diverse avenues to generate income as a DJ. In addition to live performances, consider offering services such as private events, music production, or DJ lessons. Diversifying your income streams provides financial stability and flexibility in a dynamic industry.

Stay Educated on Industry Trends

The music industry is ever-changing, with new trends and technologies emerging regularly. Stay informed about industry trends, technological advancements, and shifts in music genres. Attend industry conferences, read industry publications, and engage with online communities to stay ahead of the curve.

Adapt to Digital Platforms

Utilize digital platforms to your advantage. Leverage streaming services, social media, and online platforms to connect with your audience, share your mixes, and promote your brand. Embrace digital marketing strategies to expand your reach and visibility.

CHAPTER 10

Brand Maintenance

Regularly evaluate and update your brand to ensure it remains relevant and resonates with your audience. This includes refreshing your logo, updating your website, and refining your visual aesthetic. A relevant and consistent brand keeps you at the forefront of your audience's mind.

**Collaborate and Network**

Continuously build and strengthen your professional network within the industry. Collaborate with fellow artists, engage with event organizers, and participate in industry events. Networking opens doors to new opportunities, collaborations, and insights into the ever-changing landscape of DJing.

Stay Authentic and True to Your Style

While adapting to industry trends is essential, staying true to your unique style is equally crucial. Authenticity resonates with audiences, and maintaining your artistic integrity will set you apart in a sea of DJs. Balance innovation with a genuine expression of your musical identity.

Embrace Continuous Learning

The DJ industry is a dynamic and ever-evolving space. Embrace a mindset of continuous learning to stay relevant. Explore new genres, experiment with different techniques, and remain open to evolving your style. A commitment to growth ensures your longevity in the competitive field of DJing.

Resilience and Patience

Building a successful DJ career takes time, resilience, and patience. Embrace the journey, learn from challenges, and celebrate your successes along the way. Cultivate resilience to navigate the inevitable ups and downs of the industry, and remember that your perseverance will contribute to your long-term success.

CONCLUSION

Let's Get To Work

This marks the conclusion of "The Short Guide to Launch Your DJ Career" Armed with the knowledge and skills provided in this e-book, you're well on your way to making waves in the exciting world of DJing. Good luck, and remember to enjoy the journey!

I'd be thrilled to connect with you! Feel free to reach out, and let's virtually meet on any of my social profiles:<https://linktr.ee/DJFurash>.

If you found the guide helpful, consider leaving a review to help others benefit from it too.

Thanks once more for taking the time to read the guide—I appreciate it!



BONUS PAGE

Share Your Music With Me

I'd love to hear what you have to share

Are you proud of a recent DJ mix you've crafted? Have you produced an original track that you're itching to showcase? Or perhaps you've discovered a hidden gem of a tune that you can't wait to share with the world. Whatever it may be, I want to hear it!

Share your music, mixes, and sets with me, and let's celebrate the diversity and richness of the DJing community. Whether you're a seasoned pro or just starting out on your DJ journey, your contributions are valuable and appreciated.

Here's how you can share your music with me:

1. **Submit Your Mixes:** Send me a link to your DJ mixes or sets hosted on platforms like Mixcloud, SoundCloud, or YouTube. I'll listen with open ears and share my feedback and appreciation.
2. **Showcase Your Tracks:** Have an original track or remix you're proud of? Share it with me! I love discovering new talent and supporting aspiring producers.
3. **Collaborate with Us:** Interested in collaborating on a project? Would love to hear what you had in mind.

To share your music with me, simply email the links to furashfashion@gmail.com with the subject line "DJ Guide Music Submission." Don't forget to include a brief introduction about yourself and your music, along with any relevant links or social media handles so we can get to know each other.

If I didn't reply in a few days, reach out on Instagram and remind me about your email:)

Thank you for being a part of this incredible journey. I can't wait to listen to your beats and share in the joy of music together.

Keep spinning, keep creating, and keep spreading the love for music!

