

Ages 4-8

over
178+ Pages

THE ABC

BIBLE PICTURE ADVENTURE

FUN & FAITHFUL ACTIVITIES FOR AGES 4-8

**ALPHABET-THEMED BIBLE STORIES FROM A TO Z
EACH STORY HAS 5-ACTIVITIES PLUS BONUS PAGES**



- Activity 1- Themed Coloring page
- Activity 2- Themed Maze or Connect-the-Dots
- Activity 3- Themed Letter Tracing
 - Activity 4- Math or Logics page
- Activity 5- Drawing or Writing Prompt

Tylor S. Greene

Copyright © 2025 by The Chrio Publishing

All rights reserved. No part of this publication may be reproduced, stored, or transmitted in any form or by any means, electronic, mechanical, photocopying, recording, scanning, or otherwise, without written permission from the publisher or author, except a permitted by U.S. copyright law. It is illegal to copy this book, post it to a website, or distribute it by any other means without permission.

Biblical Text Citations

Scripture quotations marked (KJV) are taken from the **Holy Bible, King James Version**, public domain.

Scripture quotations marked (NIV) are taken from the **Holy Bible, New International Version®**, NIV®. Copyright © 1973, 1978, 1984, 2011 by Biblica, Inc.™ Used by permission. All rights reserved worldwide.

First Edition

Copyright © 2025 Tylor S. Greene. All rights reserved.

Written by: Tylor S. Greene

Illustrated by: Tylor S. Greene

Designed by: Tylor S. Greene

Tylor S. Greene asserts the moral right to be identified as the author of this work.

Tylor S. Greene has no responsibility for the persistence or accuracy of URLs for external or third-party Internet websites referred to in this publication and does not guarantee that any content on such website is, or will remain, accurate or appropriate.

Designations used by companies to distinguish their products are often claimed as trademarks. All brand names and product names used in this book and on its cover are trade names, service marks, trademarks, and registered trademarks of their respective owners. The publisher and the book are not associated with any product or vendor mentioned in this book. None of the companies referenced within the book have endorsed the book.

By Tylor S. Greene

Copyright © 2025 by The Chrio Publishing

ISBN: 97989986899-7-0

Printed in the United States of America

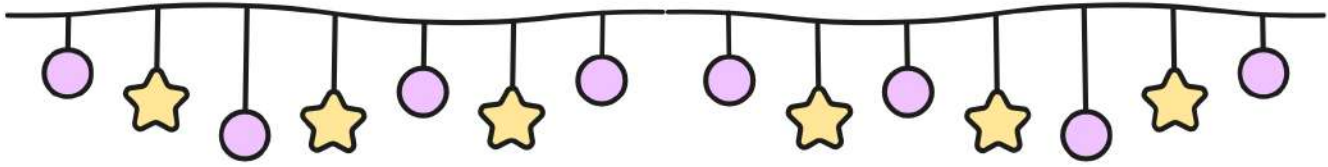
For information, contact: The Chrio Publishing

TABLE OF CONTENTS

Introduction	IV
To Parents and Teachers	V
A is for Abraham	6
B is for Blessing	12
C is for Creation	18
D is for David	24
E is for Elijah	30
F is for Fish & Loaves	36
G is for Good Shepherd	42
H is for Hannah	50
I is for Isaac	56
J is for Jonas	62
K is for King Solomon	68
L is for Lazarus	75
M is for Mary & Martha	81

TABLE OF CONTENTS

N is for Noah	88
O is for Obedience	94
P is for Peter	100
Q is for Queen Esther	106
R is for Ruth	112
S is for Samuel	118
T is for Ten Commandments	124
U is for Unity	130
V is for Victory	136
W is for Wisdom	142
X is for eXtraordinary News	148
Y is for Yield	154
Z is for Zacchaeus	160
Extra Bonus Activity	168+
Answer Keys	178
Certificate of Completion	180



Introduction

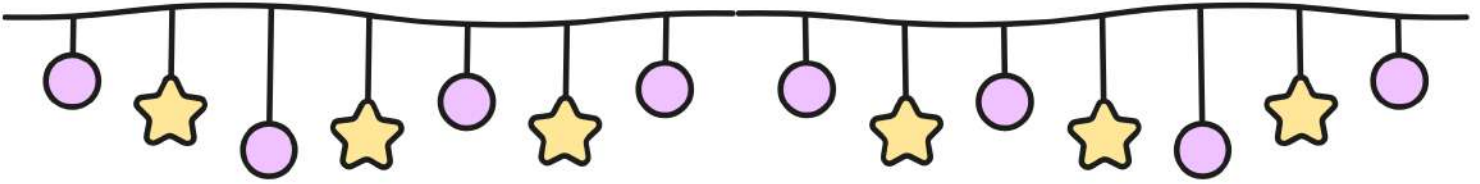
Welcome to The ABC Bible Picture Adventure!

This book is designed especially for children ages 4–8 to learn God’s Word in a fun and interactive way. From A to Z, each letter introduces a special Bible story that teaches about faith, courage, kindness, and God’s love.

Every story has five exciting activities that help children connect what they’ve learned while practicing essential skills:

1. Coloring Page – Bring the story to life with crayons, markers, or pencils!
2. Maze or Connect-the-Dots – Follow the path or connect the dots to discover how God leads us.
3. Letter Tracing – Practice writing the alphabet with letters that match the story.
4. Math or Logic Activity – Simple puzzles to build logical thinking skills or build math skills.
5. Drawing or Writing Prompt – Express faith and imagination by drawing or writing a short reflection.

Through these pages, children will not only discover Bible truths but also grow in creativity, reading, writing, and problem-solving. Parents and teachers can use this book for homeschool, Sunday school, or quiet time at home, making learning faith-filled and fun!



To Parents & Teachers

Thank you for choosing ABC Bible Picture Adventure as part of your child's faith and learning journey! This book was thoughtfully created for children ages 4–8, blending Bible stories, alphabet practice, and fun activities that inspire both the heart and the mind.

Some activities are for children to complete independently, while others may be best enjoyed with adult guidance. If your child is struggling with an activity, don't worry! I recommend checking out some extra fun activities starting on page 168. Feel free to pause, discuss, and connect the story to everyday life—this helps children see how the Bible applies to them. Once they've completed it, you can put your child's name on the Certificate of Completion as a token of their hard work. It is a great way to acknowledge their effort and celebrate their accomplishment.

Our prayer is that each page will not only teach your child about the alphabet and early learning skills, but also help them discover God's love in a personal way. Together, may we raise a generation of kids who love God's Word and joyfully live out His truth!




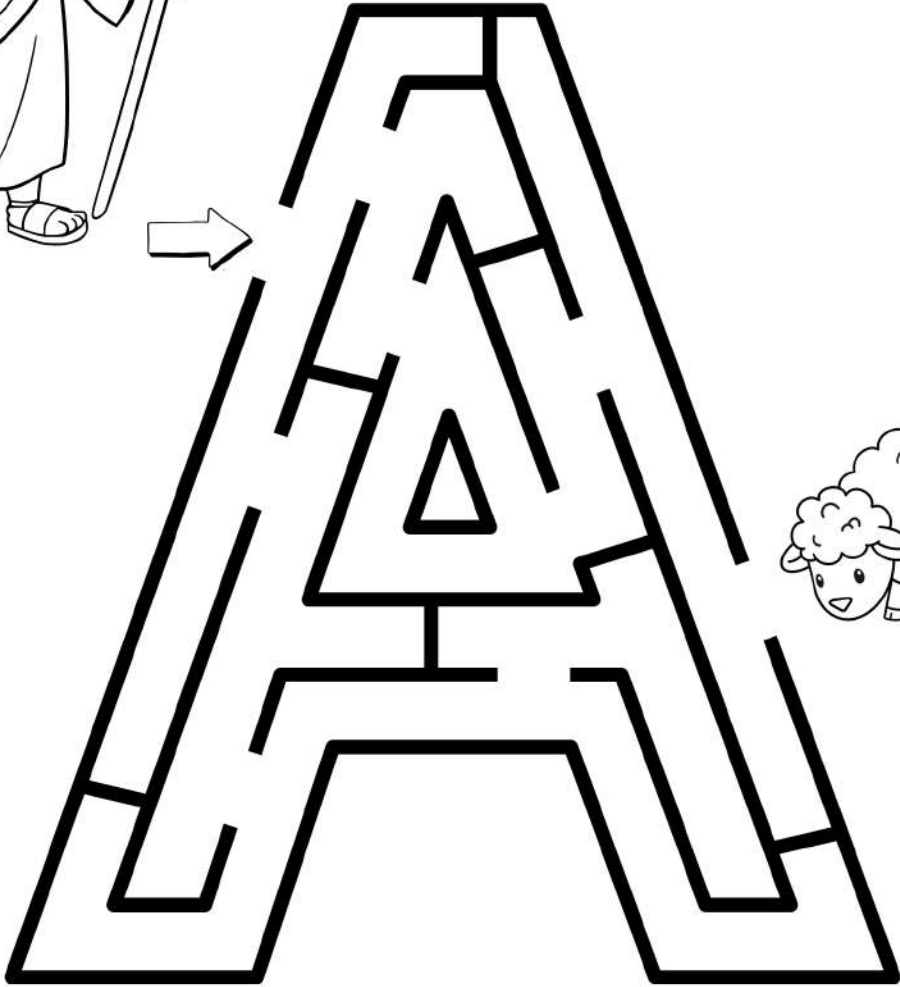
A is for Abraham

Abraham was a faithful man who loved and obeyed God. One day, God told Abraham to leave his home and go to a new land called Canaan. Even though Abraham didn't know where he was going, he trusted God's promise. God said Abraham's family would become as many as the stars in the sky! So, Abraham packed his things, took his wife Sarah, and followed God. God was so pleased with Abraham's faith that He gave him a son named Isaac. Abraham's story reminds us to trust and follow God, even when we don't see the whole plan.

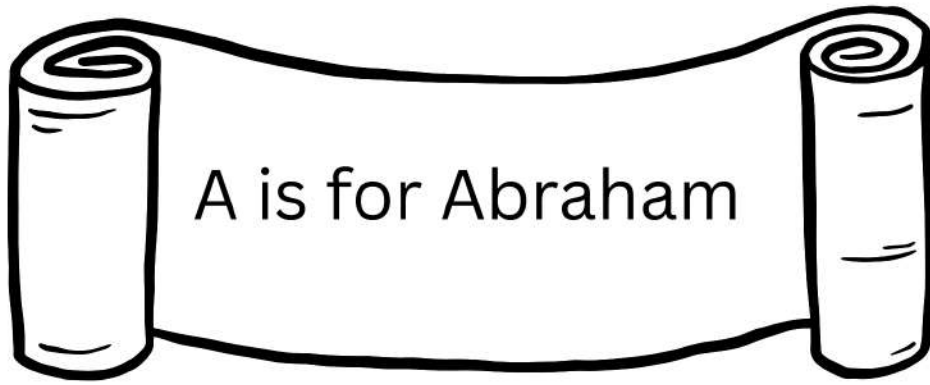
Abraham traveled from Ur to Canaan. Abraham's journey was over 1,000 miles!

Color the Abraham standing in the desert.

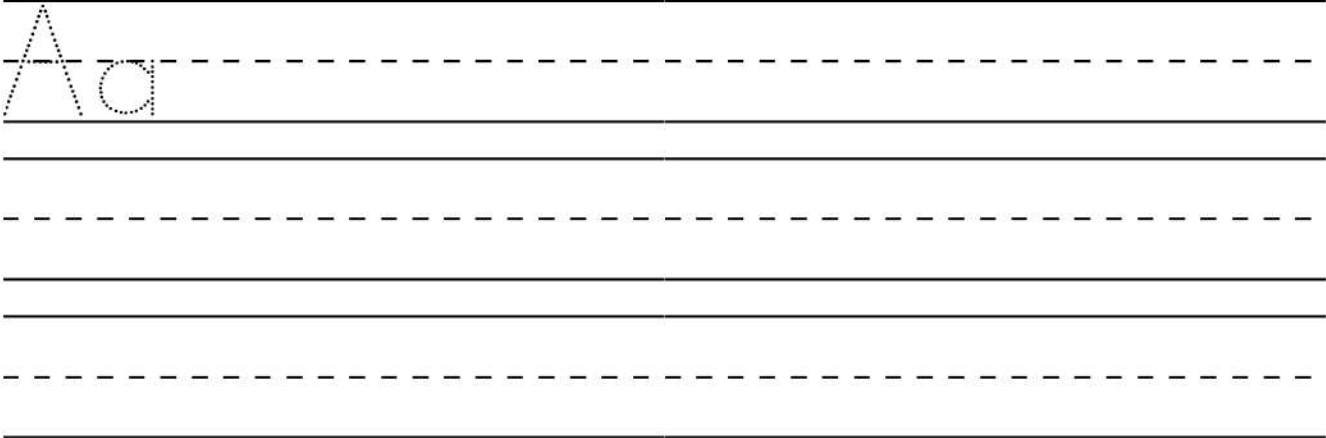
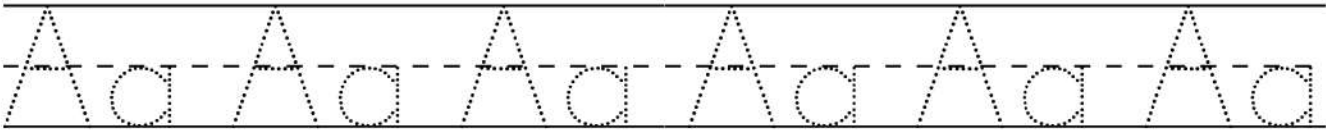
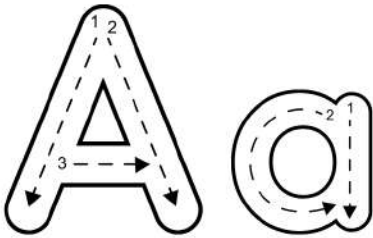




Help Abraham get
to his sheep.



Practice writing A



Genesis 15:5 –

“And he brought him forth abroad, and said, Look now toward heaven, and tell the stars, if thou be able to number them: and he said unto him, So shall thy seed be.”

For Kids: God said, “Look at the stars!
Your family will be just as many.”

MISSING NUMBERS



Write the missing number



	2		4	
6		8		10
	12		14	
16		18		20



Draw something that reminds
you of God's promises.
You can draw stars, your family,
or something that makes you feel safe.



B is for Blessing


A blessing is a special gift from God. Jacob received a blessing from his father, Isaac. Later, God gave Jacob a dream of a tall ladder reaching to heaven, with angels going up and down. In the dream, God promised to always be with him. Jacob woke up happy, knowing God would bless him and his family. Blessings can be people we love, kind friends, food to eat, or a warm home. When we say kind words or share with others, we can bless them too!

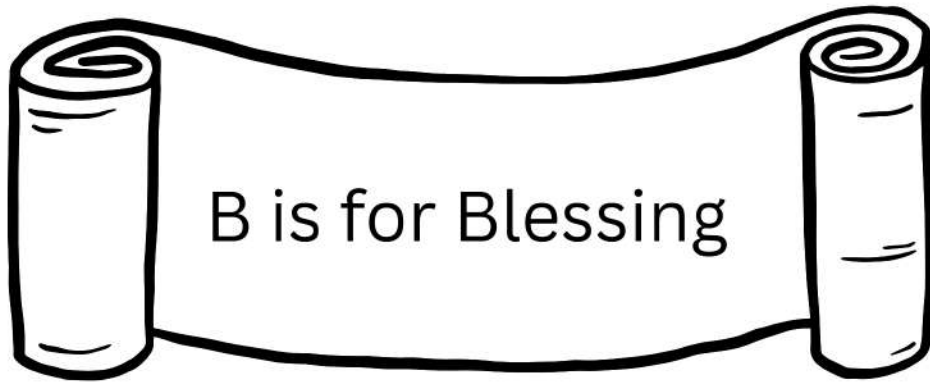
Jacob's ladder showed
God's connection to us!

Color Jacob and his father Isaac.

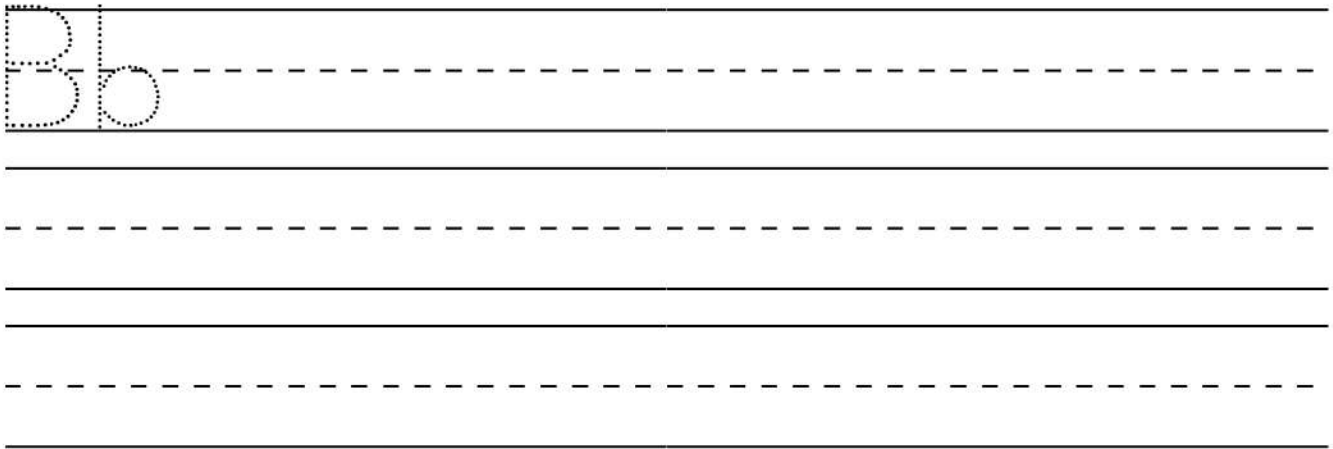
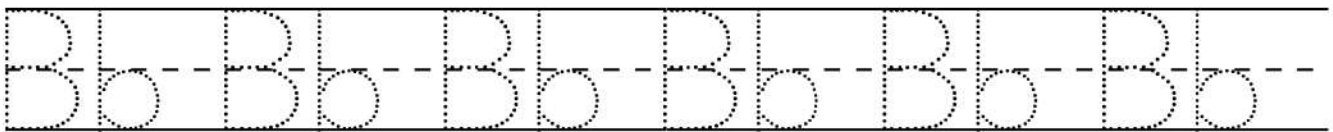
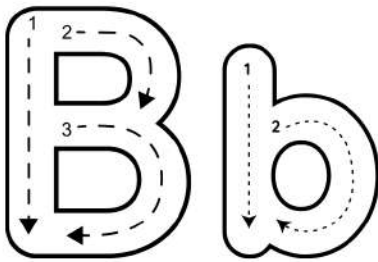


Help Jacob find the way to get his vase.





Practice writing B



Numbers 6:24 – “The LORD bless thee, and keep thee.””

For Kids: May God bless you and take care of you.



ADDITION AND SUBTRACTION



Fill in the correct answer!

$5 + 3 = \text{cloud}$

$9 - 3 = \text{cloud}$

$4 + 2 = \text{cloud}$

$8 - 4 = \text{cloud}$

$3 + 1 = \text{cloud}$

$7 - 6 = \text{cloud}$

$1 + 2 = \text{cloud}$

$6 - 2 = \text{cloud}$

$3 + 4 = \text{cloud}$

$5 - 3 = \text{cloud}$

$6 + 4 = \text{cloud}$

$4 - 1 = \text{cloud}$

$7 + 3 = \text{cloud}$

$3 - 2 = \text{cloud}$



Draw or write one blessing in your life—a person, a toy, or a place you love.




C is for Creation

God created the world in six days. First, He made light, then the sky, land, and sea. He filled the world with stars, sun, moon, plants, animals, and people! On the sixth day, God made Adam and Eve. Everything God made was good. On the seventh day, He rested. God's creation shows His love and power. We can care for the earth and thank God for the beautiful world around us.


There are over 10,000 kinds of birds in the world!

Color animals, trees, and all God's creation



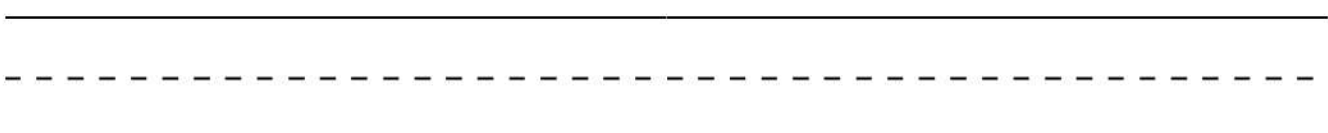
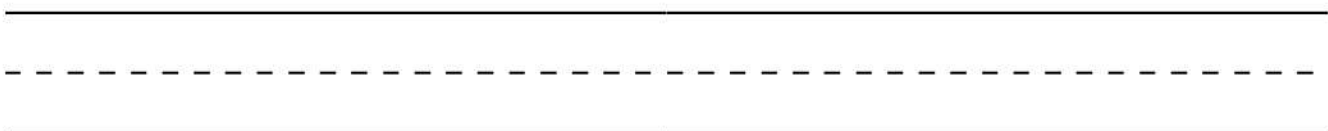
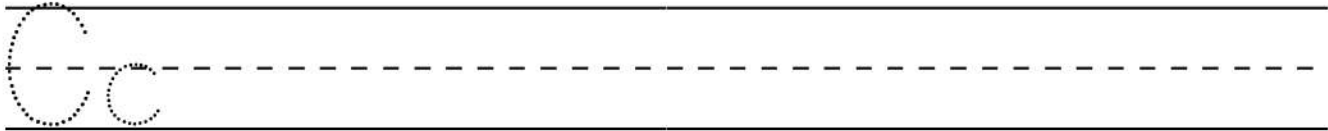
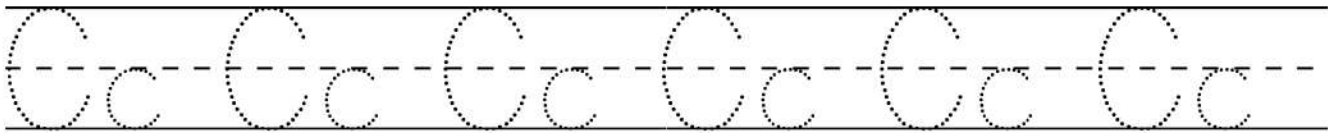
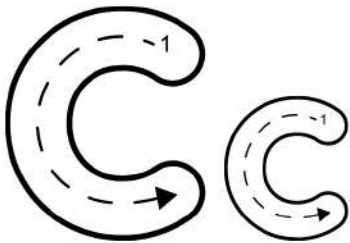


Let the mouse escape
and find the cheese.





Practice writing C



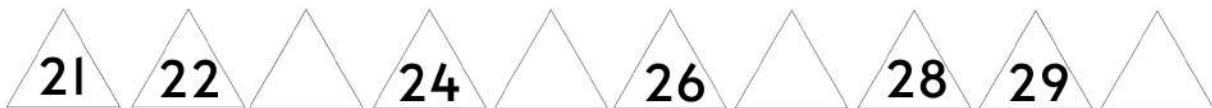
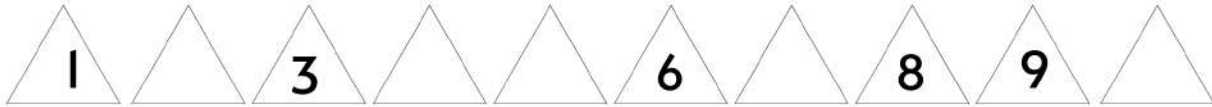
Genesis 1:31 – “And God saw every thing that he had made, and, behold, it was very good.”

For Kids: God looked at everything He made, and it was all very good.




Let's Count 1 to 100

Write the missing numbers.



1. Color the Adam and Eve in the Eden.
2. Write the name of your favorite God's creations.



A black and white line drawing of a scroll. The scroll is unrolled in the middle, showing text. The top and bottom edges of the scroll are rolled up, held by decorative knobs. The text is centered on the scroll.

D is for David


David was a young shepherd boy who trusted God. One day, he faced a giant named Goliath who scared the entire army of Israel. But David wasn't afraid—he knew God was with him! With just a slingshot and one smooth stone, David knocked down Goliath and won the battle. David's courage came from his faith in God. He shows us that even when we're small, we can do big things with God's help!


David used only a stone and faith in God to defeat Goliath!

Color the David and Goliath

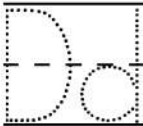
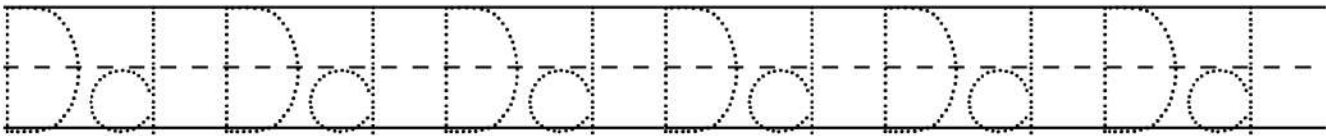
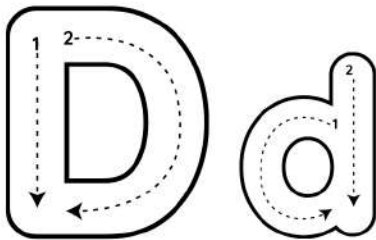


Guide David to find
his father's sheep.





Practice writing D













1 Samuel 17:47 – “The LORD saveth not with sword and spear:
for the battle is the LORD’s...”











For Kids: God doesn’t need swords to win.
The battle belongs to Him.




Compare The Apple

Compare the numbers in the apple by using $<$, $=$, or $>$ sign

	<input type="radio"/>	
	<input type="radio"/>	
	<input type="radio"/>	
	<input type="radio"/>	
	<input type="radio"/>	

	<input type="radio"/>	
	<input type="radio"/>	
	<input type="radio"/>	
	<input type="radio"/>	
	<input type="radio"/>	



Draw something small that is also strong.




E is for Elijah

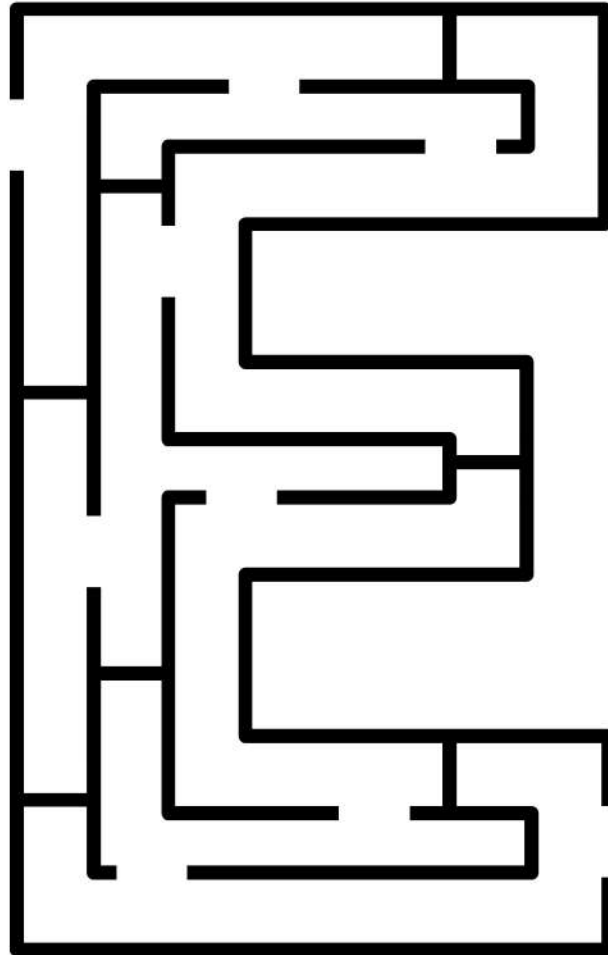

Elijah was a prophet who trusted God, even during hard times. There was a time when no rain fell for a very long time. God told His prophet Elijah to go to a special brook where he could find water. God sent birds called ravens to bring Elijah bread and meat every morning and every evening. When the land had no rain for a long time, Elijah prayed, and God sent rain again. Another time, Elijah stood on a mountain and asked God to send fire to show He was the true God. God answered with fire from heaven! Elijah teaches us that prayer is powerful, and God always hears us.

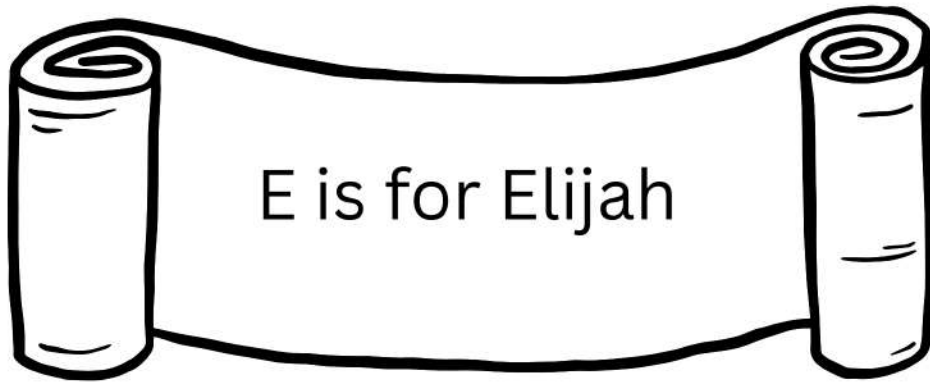
God sent ravens to bring
food to Elijah!

Color Elijah and the background.

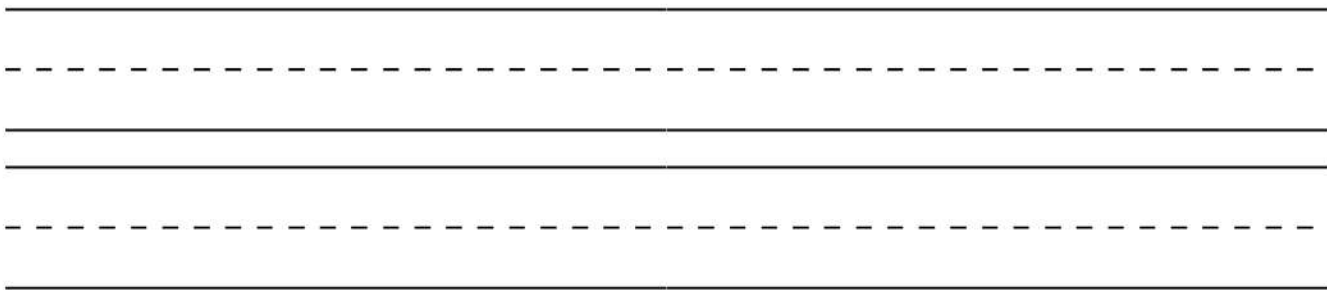
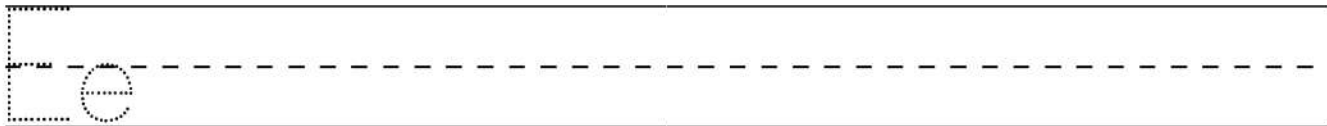
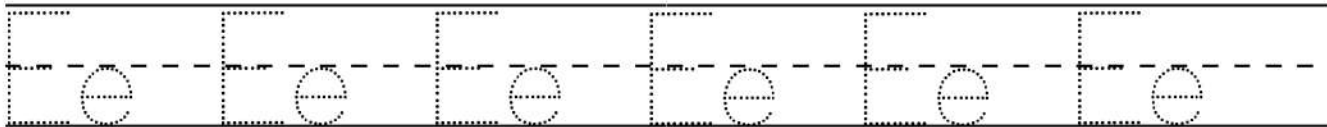
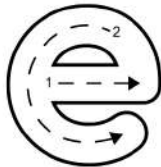
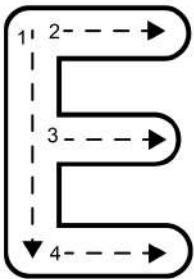


Help Raven deliver
bread to Elijah.





Practice writing E



1 Kings 18:24 – “The God that answereth by fire,
let him be God.”

For Kids: The real God is the one
who sends fire from heaven.



One Digit Subtraction



Write the answers for the following one-digit subtractions

$$\begin{array}{r} 9 \\ - 1 \\ \hline \end{array}$$

$$\begin{array}{r} 7 \\ - 2 \\ \hline \end{array}$$

$$\begin{array}{r} 6 \\ - 1 \\ \hline \end{array}$$

$$\begin{array}{r} 2 \\ - 2 \\ \hline \end{array}$$

$$\begin{array}{r} 5 \\ - 1 \\ \hline \end{array}$$

$$\begin{array}{r} 8 \\ - 2 \\ \hline \end{array}$$

$$\begin{array}{r} 6 \\ - 3 \\ \hline \end{array}$$

$$\begin{array}{r} 8 \\ - 7 \\ \hline \end{array}$$

$$\begin{array}{r} 9 \\ - 6 \\ \hline \end{array}$$

$$\begin{array}{r} 7 \\ - 6 \\ \hline \end{array}$$

$$\begin{array}{r} 3 \\ - 2 \\ \hline \end{array}$$

$$\begin{array}{r} 9 \\ - 5 \\ \hline \end{array}$$

$$\begin{array}{r} 6 \\ - 2 \\ \hline \end{array}$$

$$\begin{array}{r} 4 \\ - 1 \\ \hline \end{array}$$

$$\begin{array}{r} 2 \\ - 0 \\ \hline \end{array}$$


$$\begin{array}{r} 8 \\ - 5 \\ \hline \end{array}$$

$$\begin{array}{r} 7 \\ - 2 \\ \hline \end{array}$$

$$\begin{array}{r} 5 \\ - 4 \\ \hline \end{array}$$

$$\begin{array}{r} 4 \\ - 1 \\ \hline \end{array}$$

$$\begin{array}{r} 9 \\ - 3 \\ \hline \end{array}$$



Draw a raven and a bread.



F is for Fish & Loaves


One day, a big crowd came to hear Jesus teach. They were very hungry, but only one boy had food—five loaves of bread and two small fish. Jesus took the food, gave thanks, and shared it with everyone. Amazingly, it was enough to feed over 5,000 people! This miracle shows that Jesus can take what we have and make it more than enough. It also teaches us that sharing is powerful.

There were 12 baskets of food left over after everyone ate!

Color five loaves of bread and two fish.

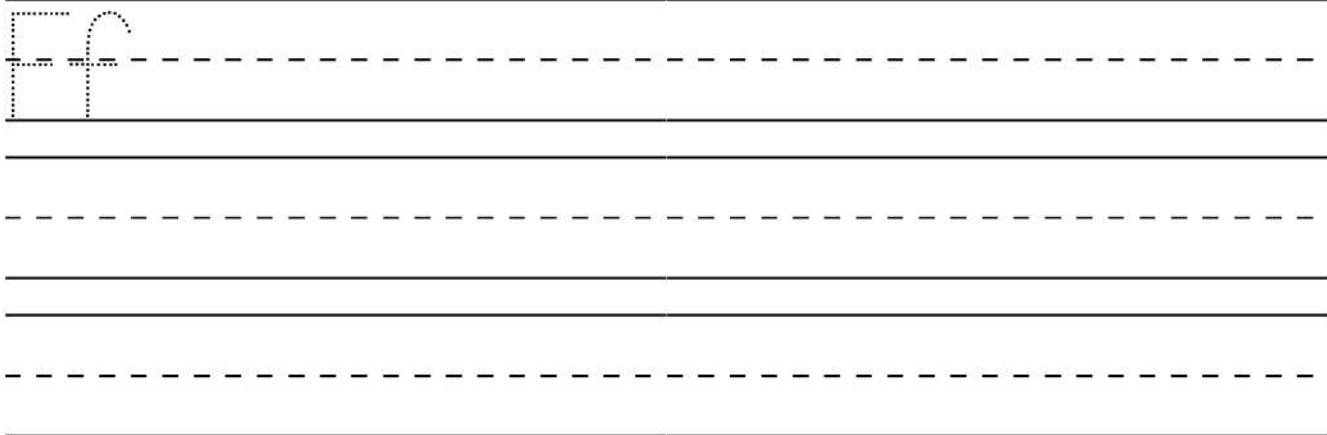
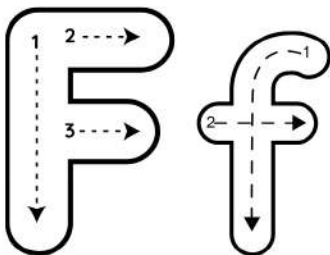


Guide a boy to find
A basket full of fish.





Practice writing F



John 6:11 – “And Jesus took the loaves; and when he had given thanks, he distributed to the disciples...”

For Kids: Jesus gave thanks and shared the food with everyone.



One Digit Addition



1

Write the answers for the following single-digit additions

$$\begin{array}{r} 7 \\ + 2 \\ \hline \end{array}$$

$$\begin{array}{r} 5 \\ + 4 \\ \hline \end{array}$$

$$\begin{array}{r} 8 \\ + 1 \\ \hline \end{array}$$

$$\begin{array}{r} 4 \\ + 9 \\ \hline \end{array}$$

$$\begin{array}{r} 5 \\ + 3 \\ \hline \end{array}$$

$$\begin{array}{r} 2 \\ + 8 \\ \hline \end{array}$$

$$\begin{array}{r} 3 \\ + 5 \\ \hline \end{array}$$

$$\begin{array}{r} 1 \\ + 7 \\ \hline \end{array}$$

$$\begin{array}{r} 6 \\ + 6 \\ \hline \end{array}$$

$$\begin{array}{r} 7 \\ + 6 \\ \hline \end{array}$$

$$\begin{array}{r} 9 \\ + 2 \\ \hline \end{array}$$

$$\begin{array}{r} 6 \\ + 5 \\ \hline \end{array}$$

$$\begin{array}{r} 4 \\ + 3 \\ \hline \end{array}$$

$$\begin{array}{r} 2 \\ + 6 \\ \hline \end{array}$$

$$\begin{array}{r} 3 \\ + 3 \\ \hline \end{array}$$

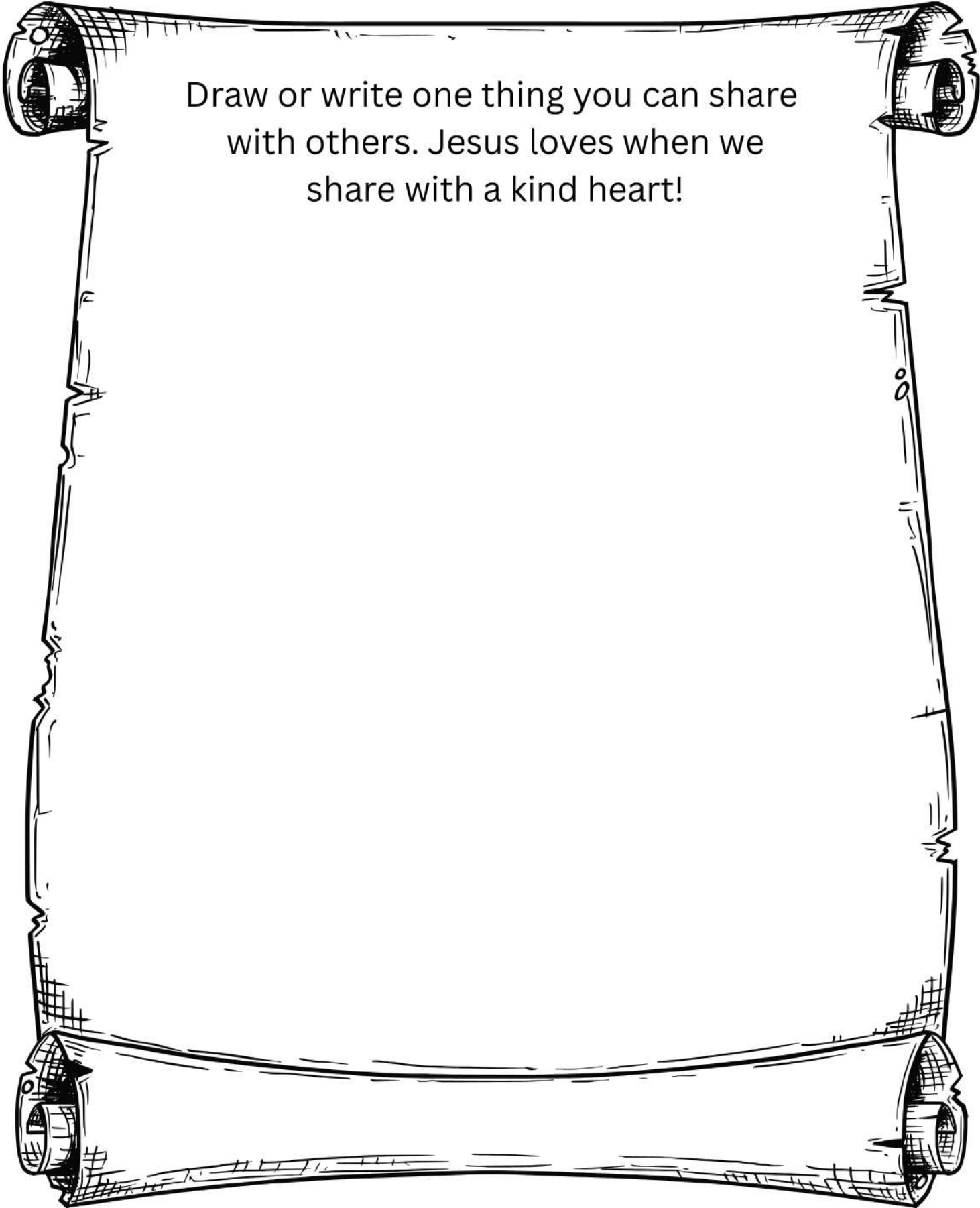
$$\begin{array}{r} 7 \\ + 4 \\ \hline \end{array}$$

$$\begin{array}{r} 8 \\ + 8 \\ \hline \end{array}$$

$$\begin{array}{r} 3 \\ + 6 \\ \hline \end{array}$$

$$\begin{array}{r} 4 \\ + 8 \\ \hline \end{array}$$

$$\begin{array}{r} 2 \\ + 3 \\ \hline \end{array}$$



Draw or write one thing you can share
with others. Jesus loves when we
share with a kind heart!



G is for Good Shepherd




Jesus called Himself the Good Shepherd. He cares for His sheep and knows each one by name. Just like a shepherd protects his flock, Jesus watches over us and leads us to safety. He loves us so much that He gave His life for us. We are like sheep—sometimes lost or afraid—but the Good Shepherd always brings us back.

Sheep recognize their shepherd's voice—just like we learn to listen to Jesus!

Color the Jesus holding a lamb.

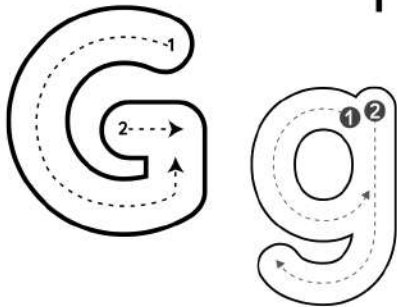


Help a lamb find her mom.





Practice writing G




Tracing practice lines for the letter 'G'. The first row contains six pairs of dotted uppercase 'G' and lowercase 'g' for tracing. The second row contains one pair of dotted uppercase 'G' and lowercase 'g' for tracing. Below this are three sets of empty handwriting lines, each consisting of a solid top line, a dashed middle line, and a solid bottom line.

John 10:11 – “I am the good shepherd:
The good shepherd giveth his life for the sheep.”

For Kids: Jesus is the Good Shepherd
who takes care of us.

SUBTRACTION

Find the difference.



$$\begin{array}{r} 29 \\ - 13 \\ \hline \end{array}$$

$$\begin{array}{r} 62 \\ - 22 \\ \hline \end{array}$$

$$\begin{array}{r} 91 \\ - 34 \\ \hline \end{array}$$

$$\begin{array}{r} 65 \\ - 43 \\ \hline \end{array}$$

$$\begin{array}{r} 80 \\ - 67 \\ \hline \end{array}$$

$$\begin{array}{r} 56 \\ - 23 \\ \hline \end{array}$$

$$\begin{array}{r} 78 \\ - 33 \\ \hline \end{array}$$

$$\begin{array}{r} 61 \\ - 26 \\ \hline \end{array}$$

$$\begin{array}{r} 87 \\ - 44 \\ \hline \end{array}$$

Let's do addition!



$$\begin{array}{r} 314 \\ 5 \\ + 23 \\ \hline \end{array}$$

$$\begin{array}{r} 200 \\ 40 \\ + 22 \\ \hline \end{array}$$

$$\begin{array}{r} 282 \\ 12 \\ + 14 \\ \hline \end{array}$$

$$\begin{array}{r} 88 \\ 7 \\ + 165 \\ \hline \end{array}$$

$$\begin{array}{r} 414 \\ 13 \\ + 412 \\ \hline \end{array}$$

$$\begin{array}{r} 57 \\ 365 \\ + 22 \\ \hline \end{array}$$

$$\begin{array}{r} 63 \\ 215 \\ + 19 \\ \hline \end{array}$$

$$\begin{array}{r} 174 \\ 22 \\ + 45 \\ \hline \end{array}$$

$$\begin{array}{r} 112 \\ 63 \\ + 320 \\ \hline \end{array}$$


$$\begin{array}{r} 22 \\ 95 \\ + 122 \\ \hline \end{array}$$

$$\begin{array}{r} 36 \\ 152 \\ + 91 \\ \hline \end{array}$$

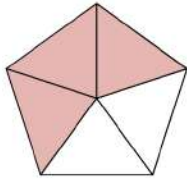
$$\begin{array}{r} 471 \\ 122 \\ + 54 \\ \hline \end{array}$$

Maths fractions

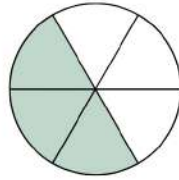
Instructions: Write the fractions that the shaded sections represent for each shape:



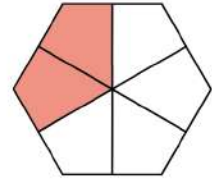
$$\frac{4}{5}$$



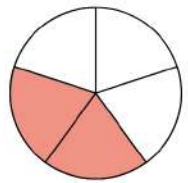
$$\frac{\quad}{\quad}$$



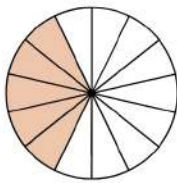
$$\frac{\quad}{\quad}$$



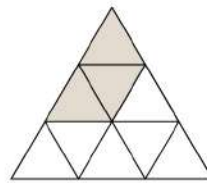
$$\frac{\quad}{\quad}$$



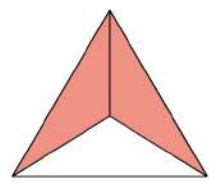
$$\frac{\quad}{\quad}$$



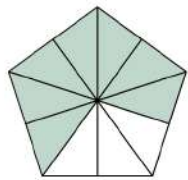
$$\frac{\quad}{\quad}$$



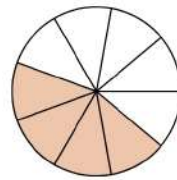
$$\frac{\quad}{\quad}$$



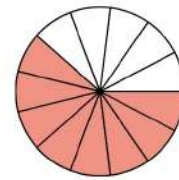
$$\frac{\quad}{\quad}$$



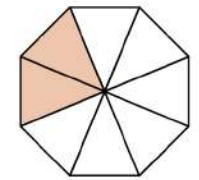
$$\frac{\quad}{\quad}$$



$$\frac{\quad}{\quad}$$




$$\frac{\quad}{\quad}$$



$$\frac{\quad}{\quad}$$

Connect the dots, and
write a name of this animal.





H is for Hannah


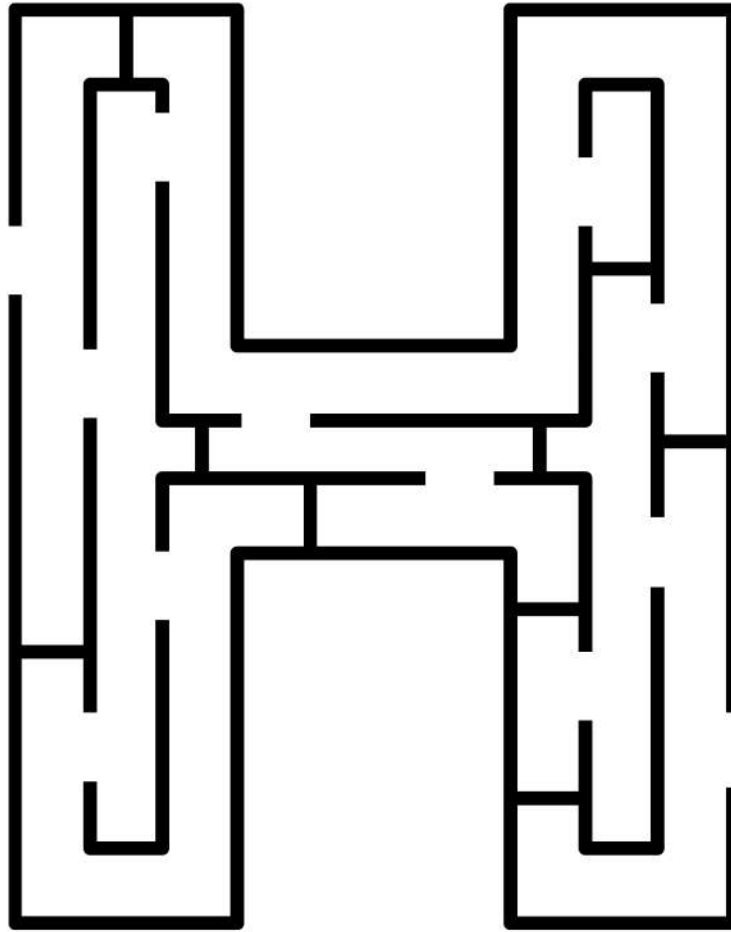
Hannah was a woman who loved God and prayed with all her heart. She wanted a child very much. One day, she went to the temple and asked God for a son. God heard her prayer and gave her a baby boy named Samuel. Hannah was thankful and praised God. Her story teaches us that God listens when we pray.

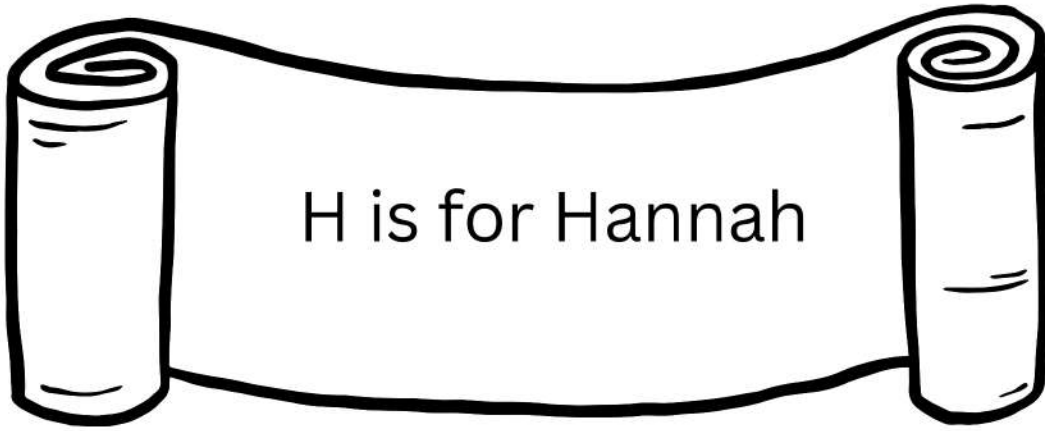
Hannah's prayer was answered with baby Samuel—who became a great prophet!

Color Hannah praying in the Temple.

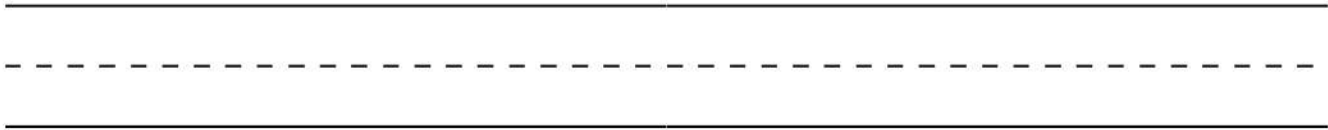
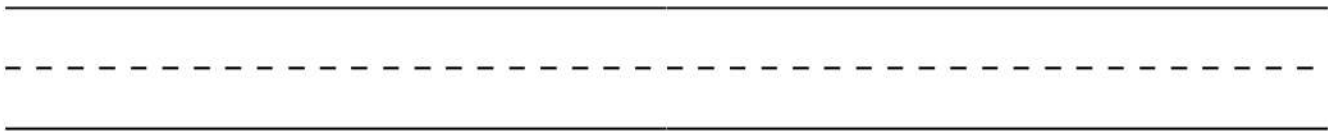
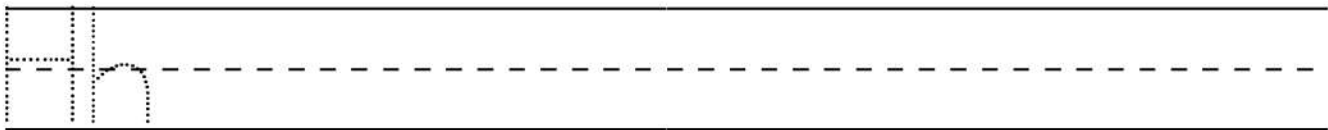
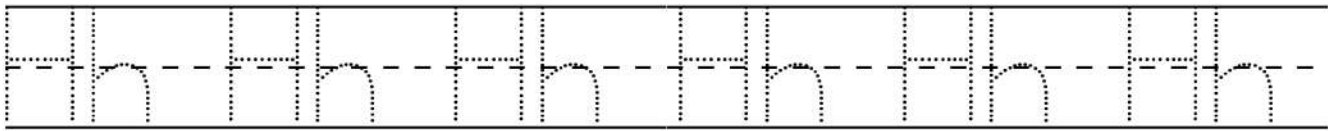
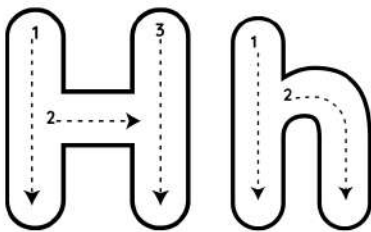


Help young Samuel
Find a God's Temple





Practice writing H



1 Samuel 1:27 – “For this child I prayed; and the Lord hath given me my petition which I asked of him.”

For Kids: I prayed for this child, and God gave him to me.

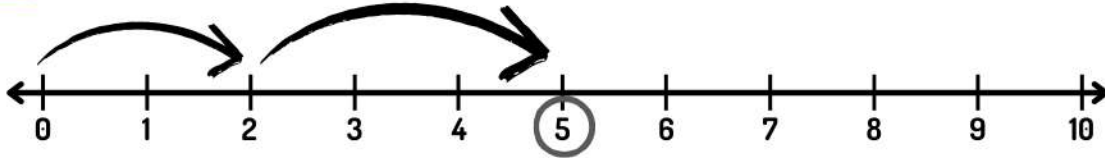


NUMBER LINES

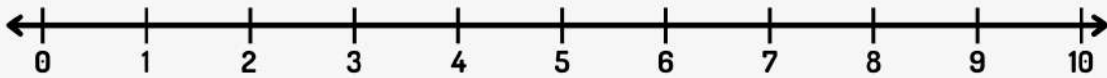


- Show the operations on the number line below.

$$2 + 3 = \boxed{5}$$



$$4 + 3 = \square$$



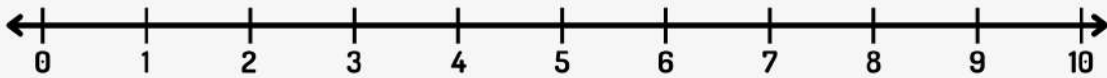
$$5 + 4 = \square$$




$$6 + 3 = \square$$





$$8 + 1 = \square$$





Connect the dots, and
draw a cross (see sample).





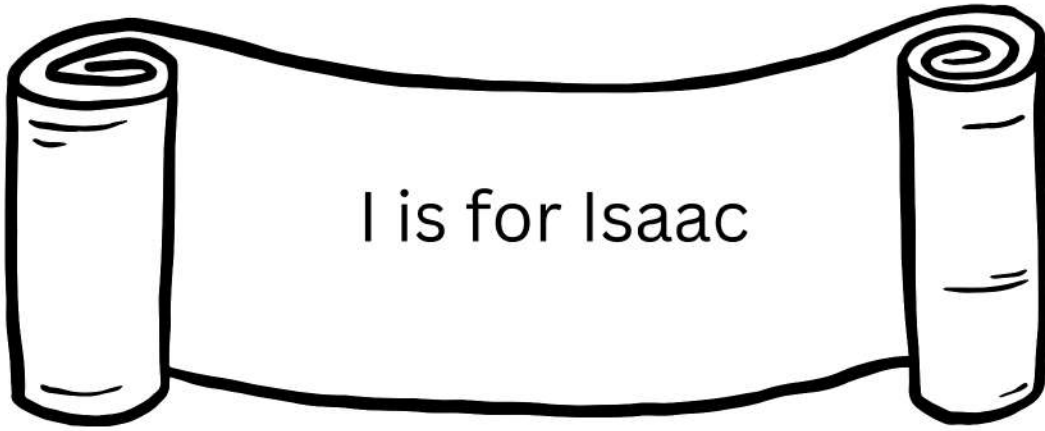
I is for Isaac

Isaac was the son God promised to Abraham and Sarah. They waited a long time, but God kept His promise. Isaac grew up to love and obey God, just like his father. One day, God tested Abraham by asking him to offer Isaac, but God stopped him and provided a ram instead. Isaac's story shows us that God always keeps His promises and cares for us. Isaac trusted God and became a great leader!

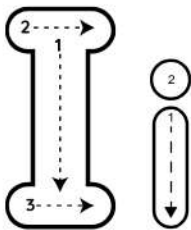
Isaac's name means
"he laughs!"

Color Isaac and his father Abraham.





Practice writing I



Tracing practice lines for the letter 'I'. The first row contains seven dotted uppercase 'I's for tracing. The second row contains one dotted uppercase 'I' and one dotted lowercase 'i' for tracing. Below these are three sets of blank handwriting lines, each consisting of a solid top line, a dashed middle line, and a solid bottom line.

Genesis 21:6 – “God hath made me to laugh, so that all that hear will laugh with me.”

For Kids: God made me happy,
and now others will be happy too!

Adding Three-digit Numbers Without Regrouping

1 2 3 4 5

1 2 3 4 5

H	T	O
4	2	5
2	6	4
6	8	9

H	T	O
3	5	4
5	2	3

H	T	O
5	7	1
2	2	8

H	T	O
5	4	3
3	5	5

H	T	O
4	2	1
4	8	5

H	T	O
4	6	4
5	3	4

H	T	O
2	4	3
2	5	5

H	T	O
5	4	4
2	5	5

H	T	O
3	6	2
3	3	3

Draw firewood with fire!
Color your drawing if you want.





J is for Jonas

Jonas (also called Jonah) was a prophet who ran away from God's plan. God told him to go to the city of Nineveh to deliver a message, but Jonas tried to hide. He boarded a ship, and when a storm came, he was thrown into the sea. God sent a big fish to swallow him! After three days, the fish spit Jonas out, and he finally obeyed God. Jonas' story teaches us that God gives second chances, and it's best to obey Him.


Jonas was in the fish
for three whole days!

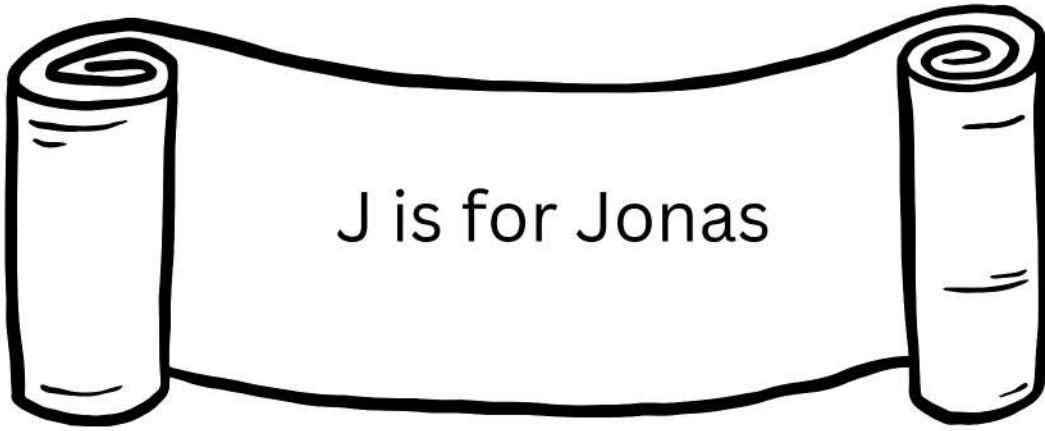
Color Jonas and the big Fish.



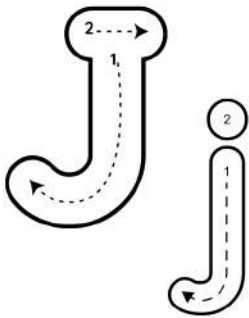


Guide Jonas to
find the city of
Nineveh.





Practice writing J



Tracing practice lines for the letter J. The first row contains six pairs of dashed uppercase 'J' and lowercase 'j' for tracing. The second row contains a single dashed uppercase 'J' for tracing. The remaining three rows are blank handwriting lines with a dashed midline for independent practice.

Jonah 2:1 – “Then Jonah prayed unto the Lord his God out of the fish’s belly.”


For Kids: Jonas prayed to God while he was inside the big fish.




Fish in the Jar




Circle the correct number to match the number of fish inside the jar.




- 4
- 5
- 6




- 5
- 6
- 7




- 2
- 3
- 4



- 1
- 2
- 3



- 7
- 8
- 9



- 5
- 6
- 7

Draw (Trace) a big fish and Jonas.






K is for King Solomon

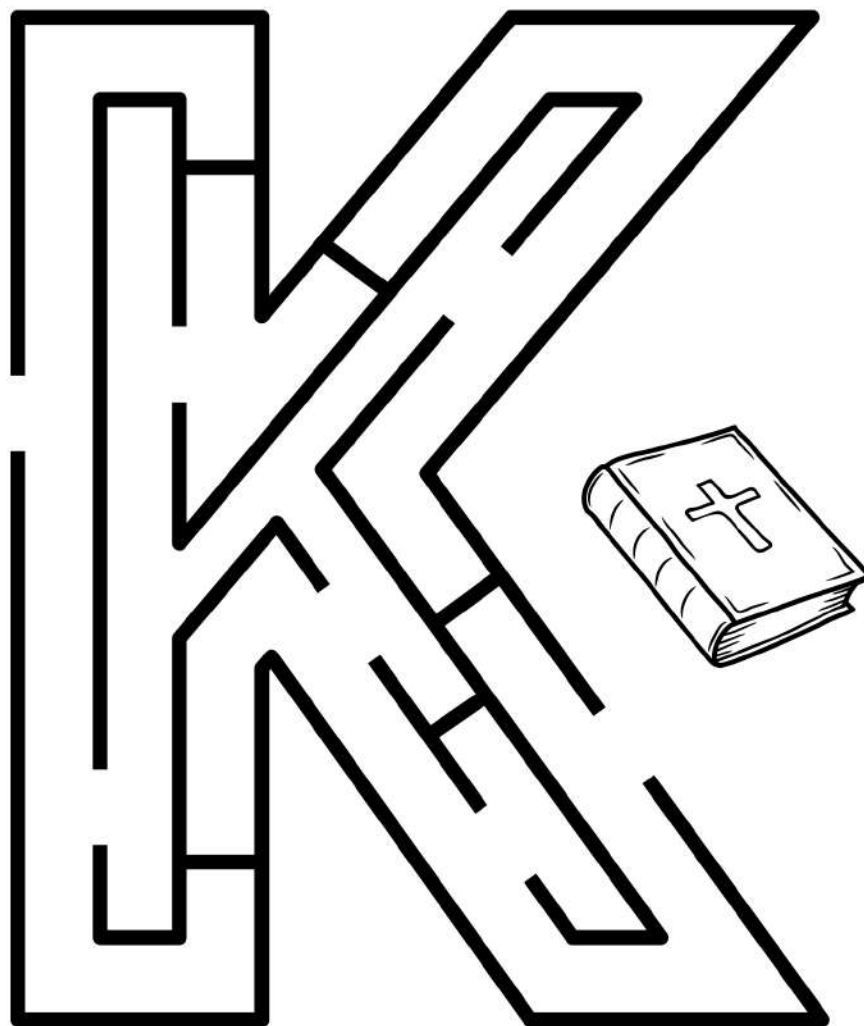
Solomon was the son of King David. When he became king, he asked God for wisdom instead of riches or power. God was pleased and gave Solomon great wisdom, along with many blessings. Solomon became known as the wisest king, and he even built the beautiful temple of God in Jerusalem. His story shows us that wisdom is one of the best gifts we can ask from God.

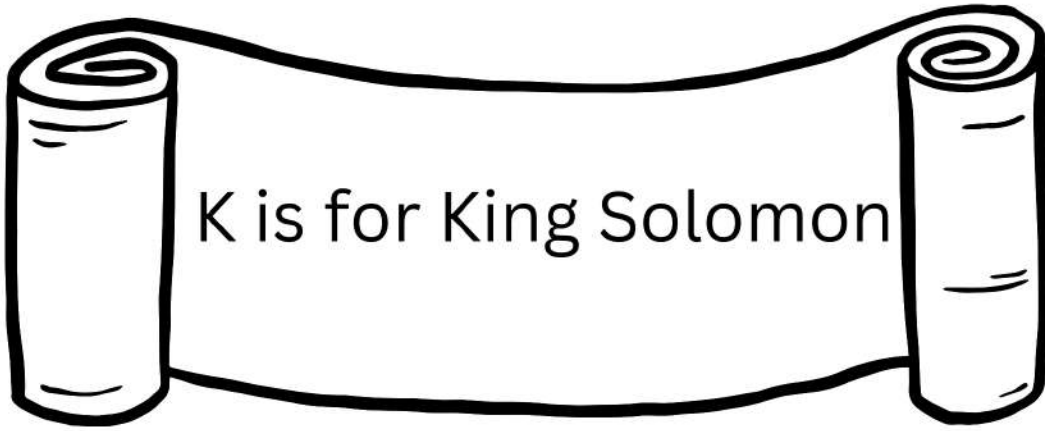
King Solomon wrote many Proverbs in the Bible!

Color the King Solomon and God's Temple.

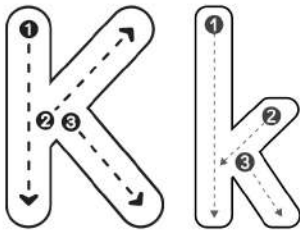


Help King Solomon to
Find his Bible.





Practice writing K



Tracing practice lines for the letter 'K'. The first row contains a series of dashed uppercase 'K's and lowercase 'k's for tracing. Below this are three more rows of blank handwriting lines, each consisting of a solid top line, a dashed middle line, and a solid bottom line.

1 Kings 3:9 – “Give therefore thy servant an understanding heart to judge thy people...”

For Kids: Please give me a wise heart to help others.

Representing Data

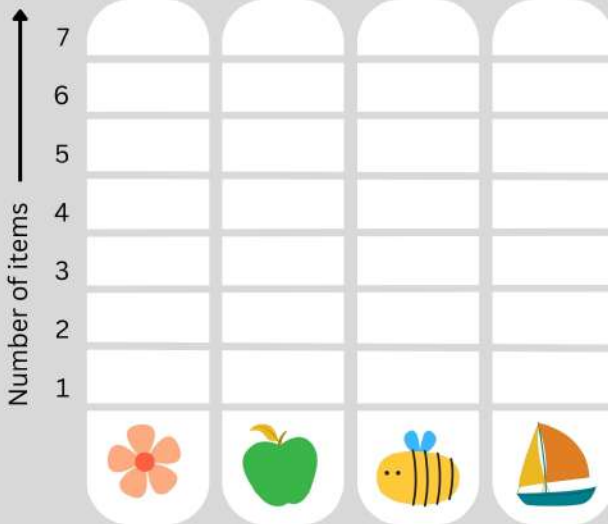
Count the number of each item, and complete the questions below:



1. Total number:

2. Write in tally marks:

3. Complete the graph:




































4. The most common item is:

5. The least common item is:

SPRING MATH

Directions: Look at the key, then solve the math problems.



- | | |
|---|---|
| 1.  +  = <input type="text"/> | 9.  +  = <input type="text"/> |
| 2.  -  = <input type="text"/> | 10.  +  = <input type="text"/> |
| 3.  +  = <input type="text"/> | 11.  -  = <input type="text"/> |
| 4.  +  = <input type="text"/> | 12.  +  = <input type="text"/> |
| 5.  -  = <input type="text"/> | 13.  +  = <input type="text"/> |
| 6.  +  = <input type="text"/> | 14.  +  = <input type="text"/> |
| 7.  -  = <input type="text"/> | 15.  +  = <input type="text"/> |
| 8.  +  = <input type="text"/> | 16.  -  = <input type="text"/> |



Draw something that shows wisdom
like helping someone or listening to God.



L is for Lazarus

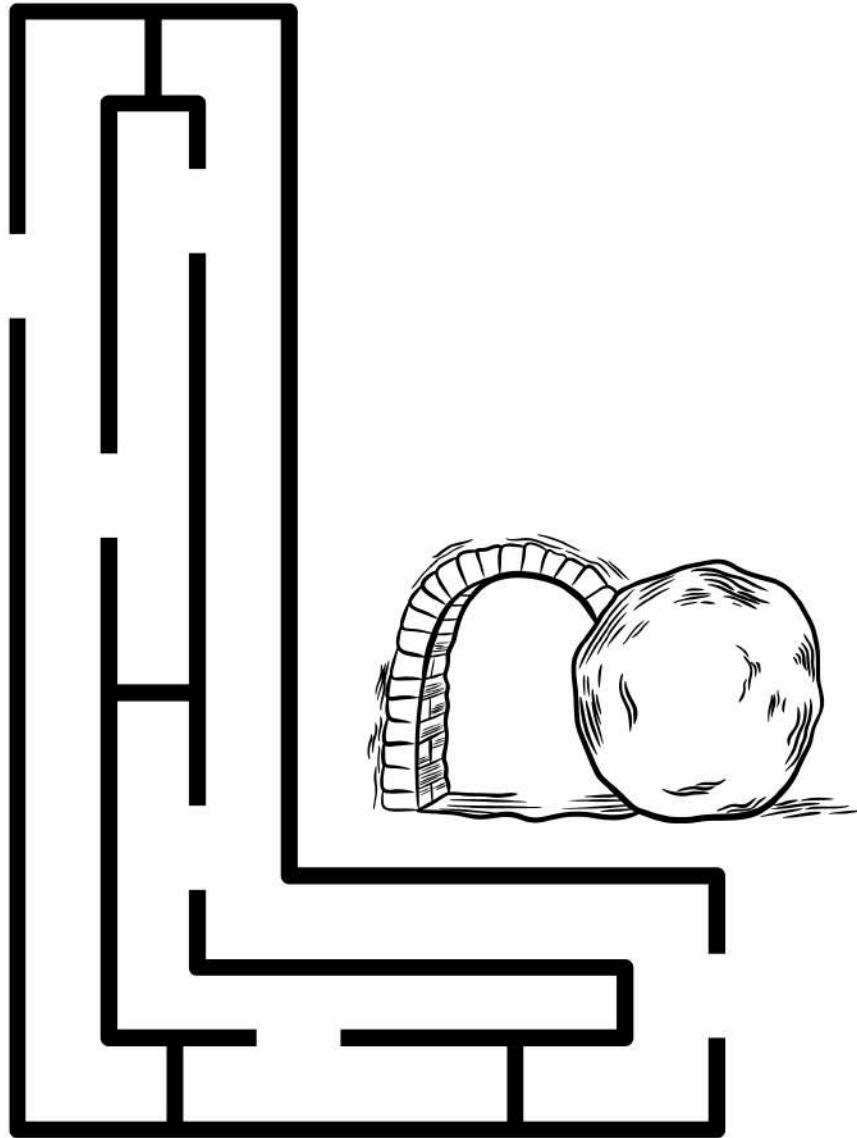
Lazarus was a good friend of Jesus. One day, he became very sick and died. Four days later, Jesus went to the tomb and said, "Lazarus, come out!" Lazarus came back to life! This miracle showed that Jesus has power over death and gives us hope for life forever with Him.

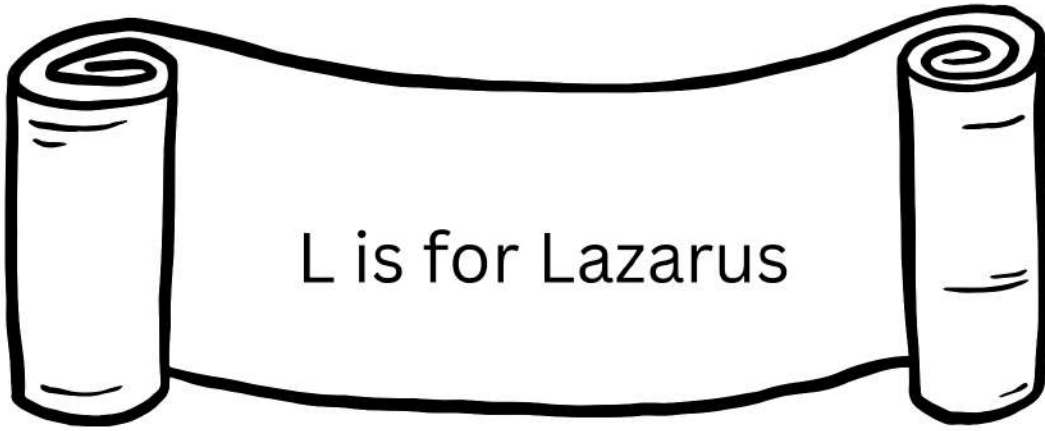
Lazarus was in the tomb
for four days!

Color Jesus with Lazarus.

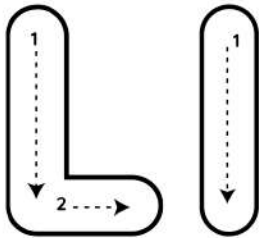


Guide Jesus through the maze to find the tomb where Lazarus was buried.





Practice writing L



Tracing practice lines for the letter 'L'. The first row contains eight dashed uppercase 'L's for tracing, followed by a solid line. The second row contains a dashed line, a solid line, and a dashed line. The third row contains a solid line, a dashed line, and a solid line. The fourth row contains a dashed line, a solid line, and a dashed line. The fifth row contains a solid line, a dashed line, and a solid line.


John 11:25 – “Jesus said unto her, I am the resurrection, and the life...”

For Kids: I give life that never ends.

Multiplication Table

Try your memory skill- How many of them can you memorize?

 1 1 X 1 = 1 1 X 2 = 2 1 X 3 = 3 1 X 4 = 4 1 X 5 = 5 1 X 6 = 6 1 X 7 = 7 1 X 8 = 8 1 X 9 = 9 1 X 10 = 10	 2 2 X 1 = 2 2 X 2 = 4 2 X 3 = 6 2 X 4 = 8 2 X 5 = 10 2 X 6 = 12 2 X 7 = 14 2 X 8 = 16 2 X 9 = 18 2 X 10 = 20	 3 3 X 1 = 3 3 X 2 = 6 3 X 3 = 9 3 X 4 = 12 3 X 5 = 15 3 X 6 = 18 3 X 7 = 21 3 X 8 = 24 3 X 9 = 27 3 X 10 = 30	 4 4 X 1 = 4 4 X 2 = 8 4 X 3 = 12 4 X 4 = 16 4 X 5 = 20 4 X 6 = 24 4 X 7 = 28 4 X 8 = 32 4 X 9 = 36 4 X 10 = 40	 5 5 X 1 = 5 5 X 2 = 10 5 X 3 = 15 5 X 4 = 20 5 X 5 = 25 5 X 6 = 30 5 X 7 = 35 5 X 8 = 40 5 X 9 = 45 5 X 10 = 50
 6 6 X 1 = 6 6 X 2 = 12 6 X 3 = 18 6 X 4 = 24 6 X 5 = 30 6 X 6 = 36 6 X 7 = 42 6 X 8 = 48 6 X 9 = 54 6 X 10 = 60	 7 7 X 1 = 7 7 X 2 = 14 7 X 3 = 21 7 X 4 = 28 7 X 5 = 35 7 X 6 = 42 7 X 7 = 49 7 X 8 = 56 7 X 9 = 63 7 X 10 = 70	 8 8 X 1 = 8 8 X 2 = 16 8 X 3 = 24 8 X 4 = 32 8 X 5 = 40 8 X 6 = 48 8 X 7 = 56 8 X 8 = 64 8 X 9 = 72 8 X 10 = 80	 9 9 X 1 = 9 9 X 2 = 18 9 X 3 = 27 9 X 4 = 36 9 X 5 = 45 9 X 6 = 54 9 X 7 = 63 9 X 8 = 72 9 X 9 = 81 9 X 10 = 90	 10 10 X 1 = 10 10 X 2 = 20 10 X 3 = 30 10 X 4 = 40 10 X 5 = 50 10 X 6 = 60 10 X 7 = 70 10 X 8 = 80 10 X 9 = 90 10 X 10 = 100



Draw something that makes you happy!



M is for Mary & Martha

Mary and Martha were sisters who loved Jesus. One day, Jesus visited their home. Martha was busy cooking and cleaning, but Mary sat at Jesus' feet and listened to Him. Martha asked Jesus to make Mary help, but Jesus said Mary had chosen the better thing. This story reminds us to take time to be with Jesus, not just stay busy.


Mary and Martha were also
the sisters of Lazarus!

Color Jesus with Mary and Martha.

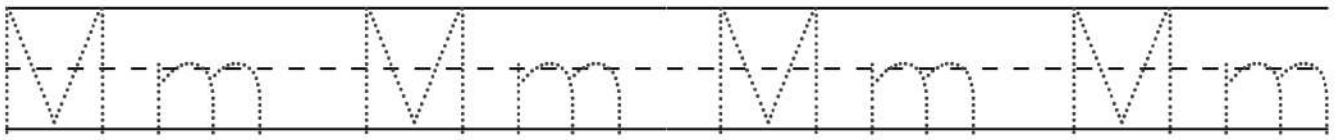
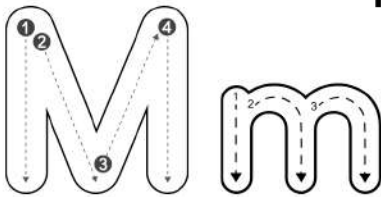


Guide Mary through the
maze to find her sister,
Martha.





Practice writing M


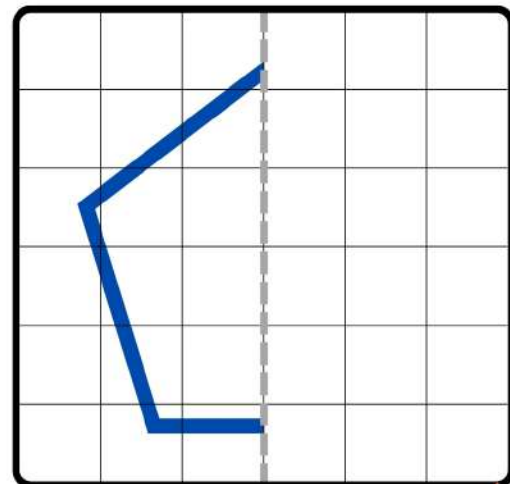
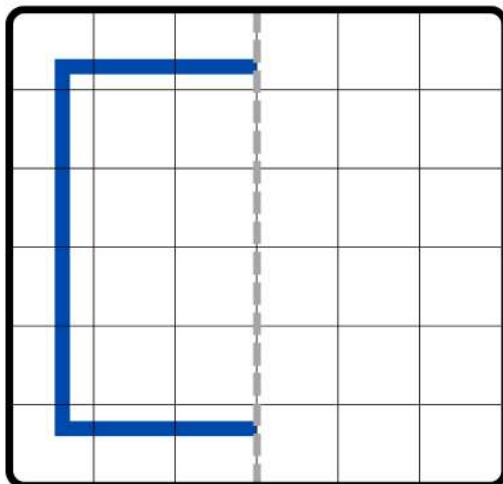
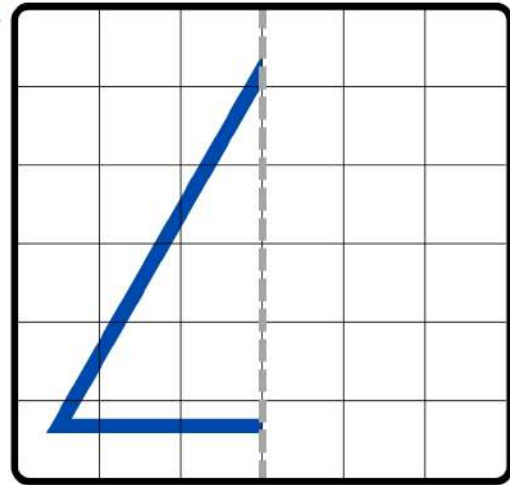
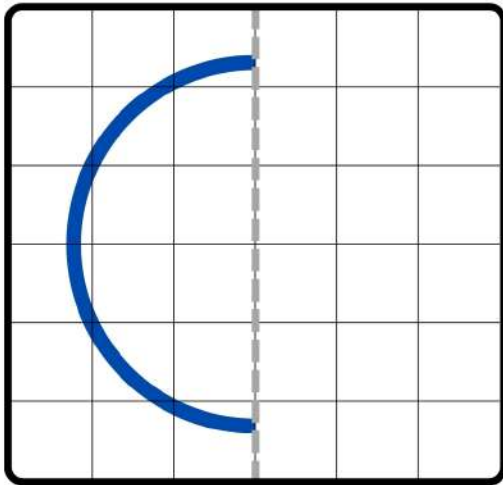


Luke 10:42 – “But one thing is needful:
and Mary hath chosen that good part...”

For Kids: Mary chose the best thing—listening to Jesus.


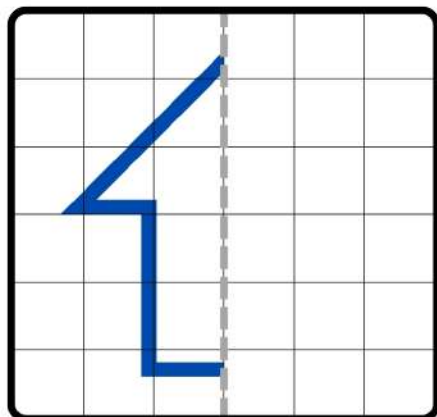
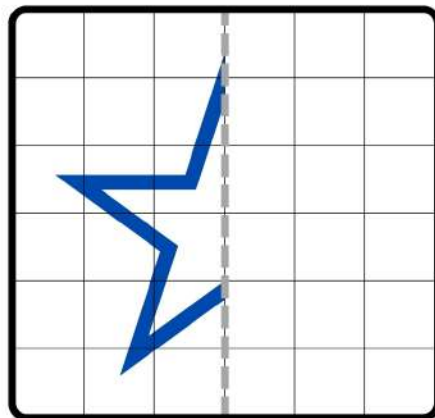
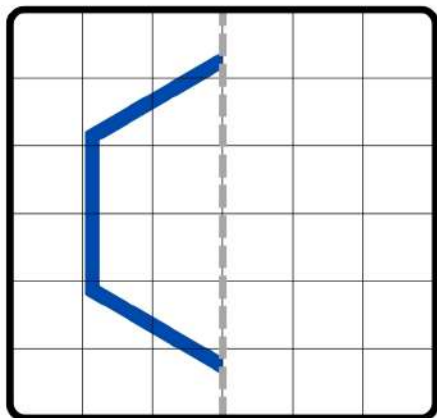
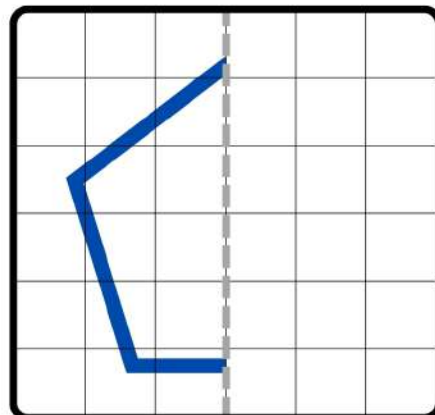
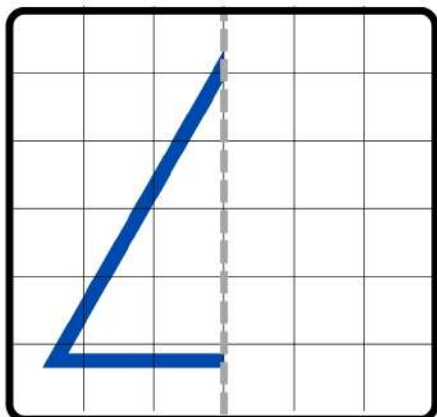
REFLECTED SYMMETRY

Draw the reflection of the other half of the 2-D shapes, using the vertical line of symmetry.



REFLECTED SYMMETRY

Draw the reflection of the other half of the 2-D shapes, using the vertical line of symmetry.





Draw yourself listening to someone
you love—maybe reading a Bible story!



N is for Noah

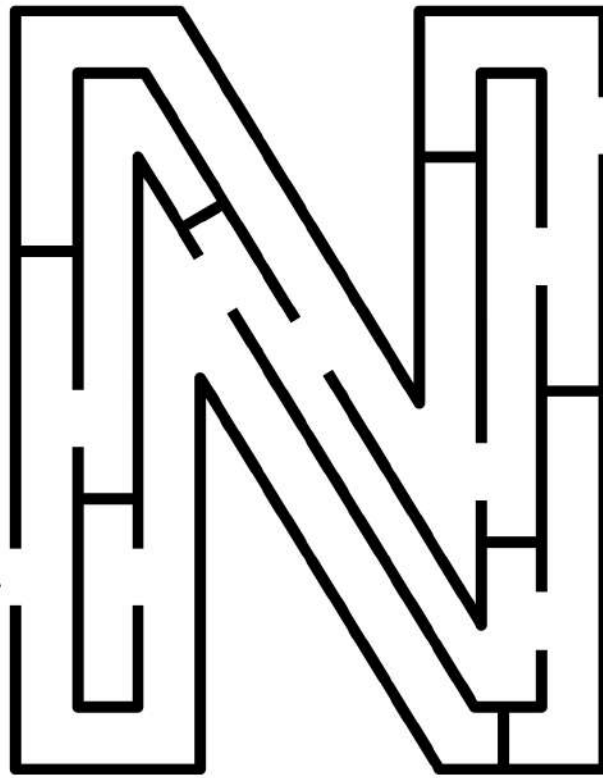

Noah was a faithful man who listened to God. When the world became full of sin, God told Noah to build a big ark and bring animals onto it. Noah obeyed, and when the flood came, God kept Noah, his family, and the animals safe. After the flood, God put a rainbow in the sky as a promise. Noah's story reminds us to obey God, even when it's hard.

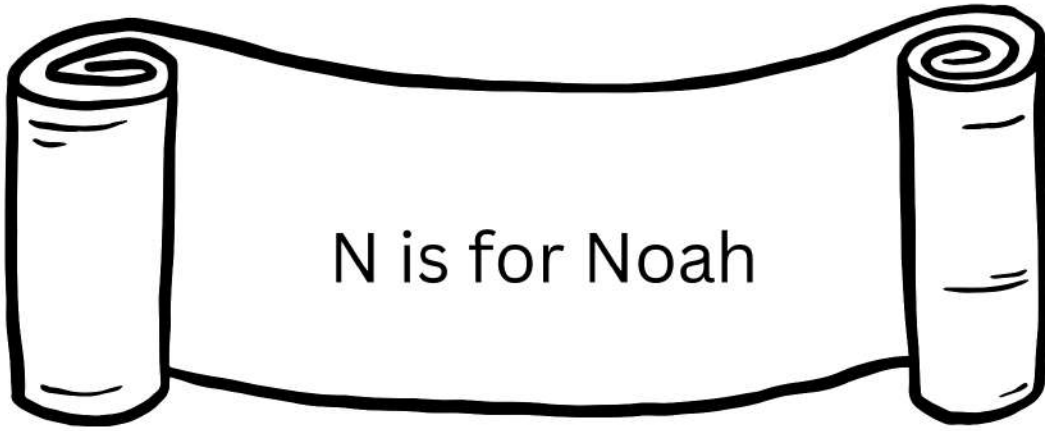
The ark was as long as one and a half football fields!

Color the Ark, Noah, Rainbow, and Animals


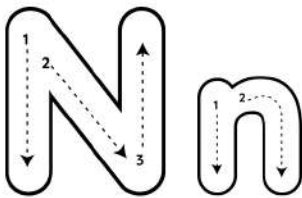


Guide the horses to
Noah and his Ark.





Practice writing N



Genesis 9:13 – “I do set my bow in the cloud...”

For Kids: I put a rainbow in the sky as a promise.



Comparing Numbers



Compare the numbers by using the right symbol

> is greater than

= is equal to

< is less than

10 11

13 34

34 34

14 23

15 26

22 24

17 11

25 21

26 12

12 12

30 22

17 16

11 13

27 27

24 22

21 27

22 23

11 10

19 22


14 15

38 25

8 11

11 15

33 33



Draw your favorite animal on the ark
or a rainbow.




O is for Obedience


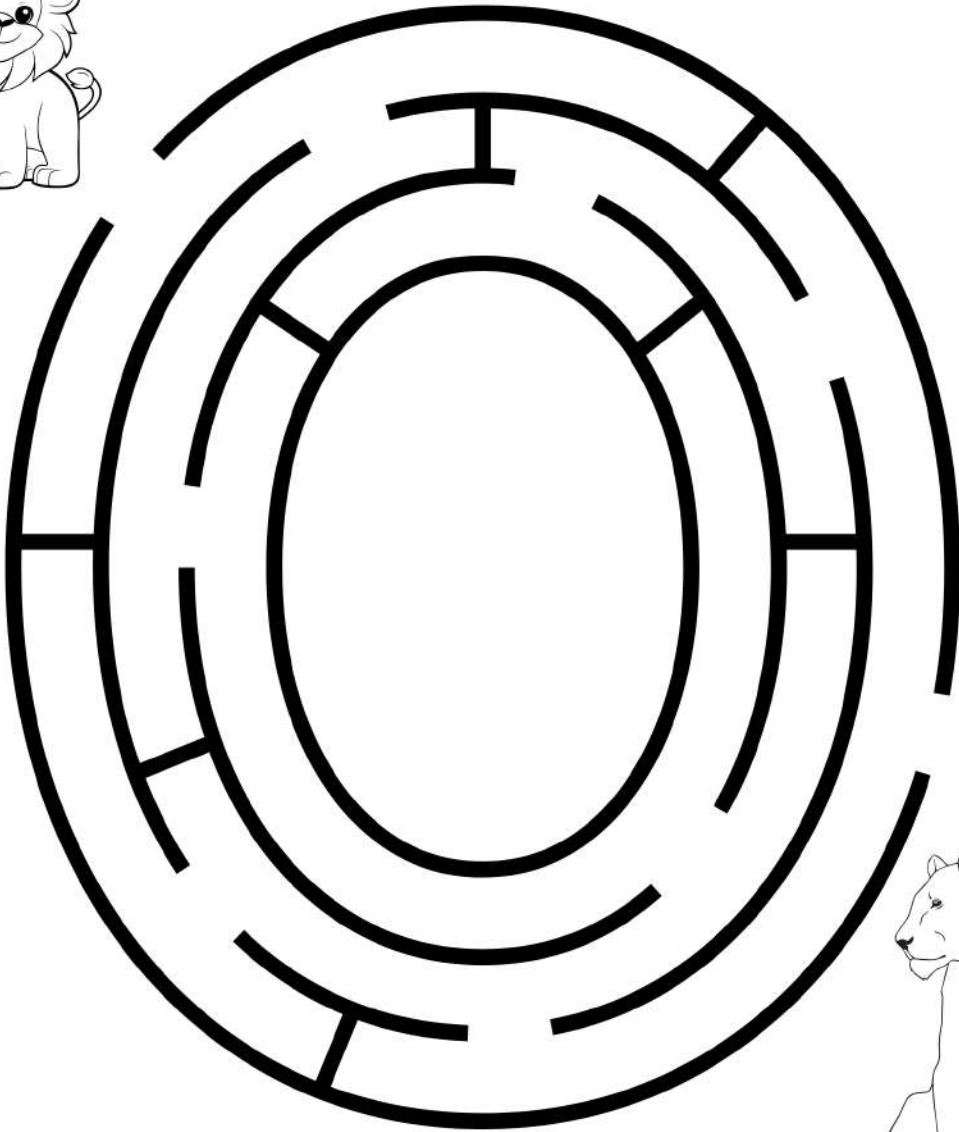
Obedience means doing what God says. Daniel obeyed God and prayed every day, even when it was against the law. Because of his obedience, he was thrown into the lion's den—but God protected him! When we obey God, we show that we trust Him, even when others don't.

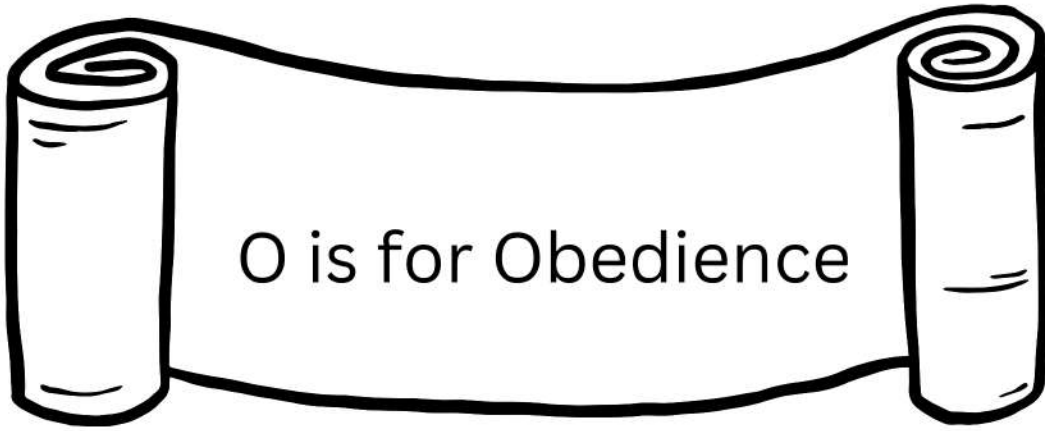
Daniel was not hurt because God shut the lions' mouths!

Color Daniel and the Lions.

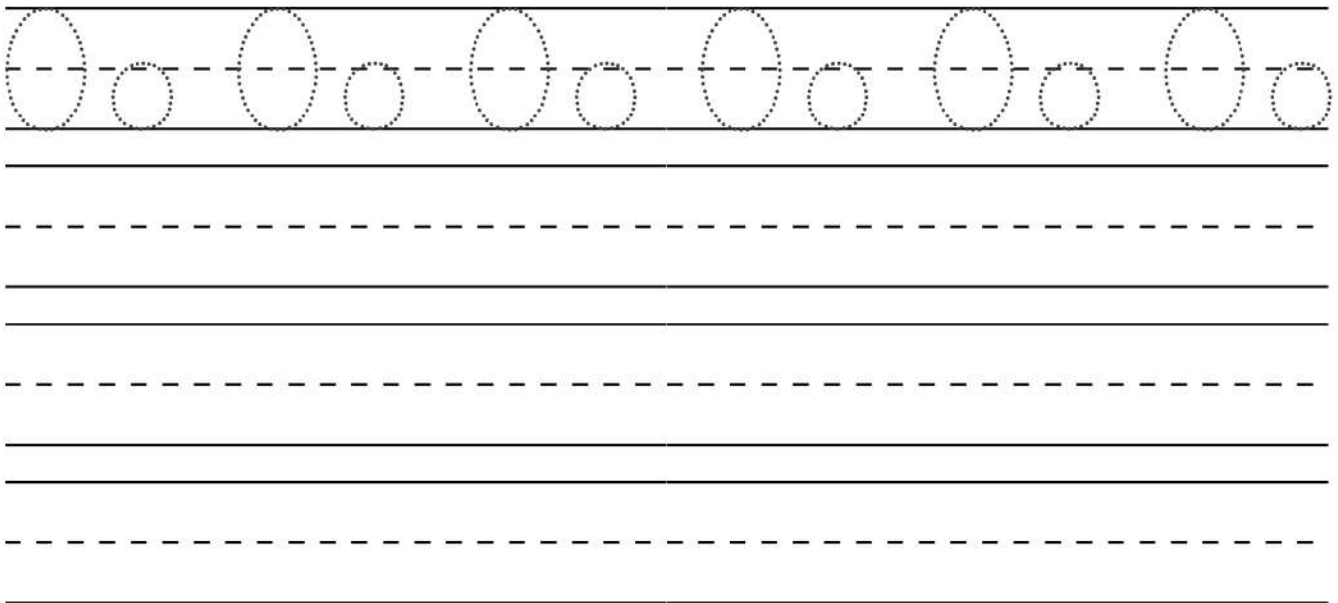
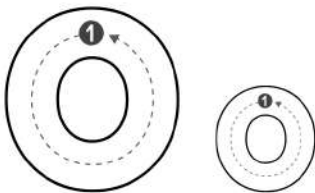


Help baby lion find
her mama lion.






Practice writing O



Deuteronomy 5:33 – “Ye shall walk in all the ways which the Lord your God hath commanded you...”

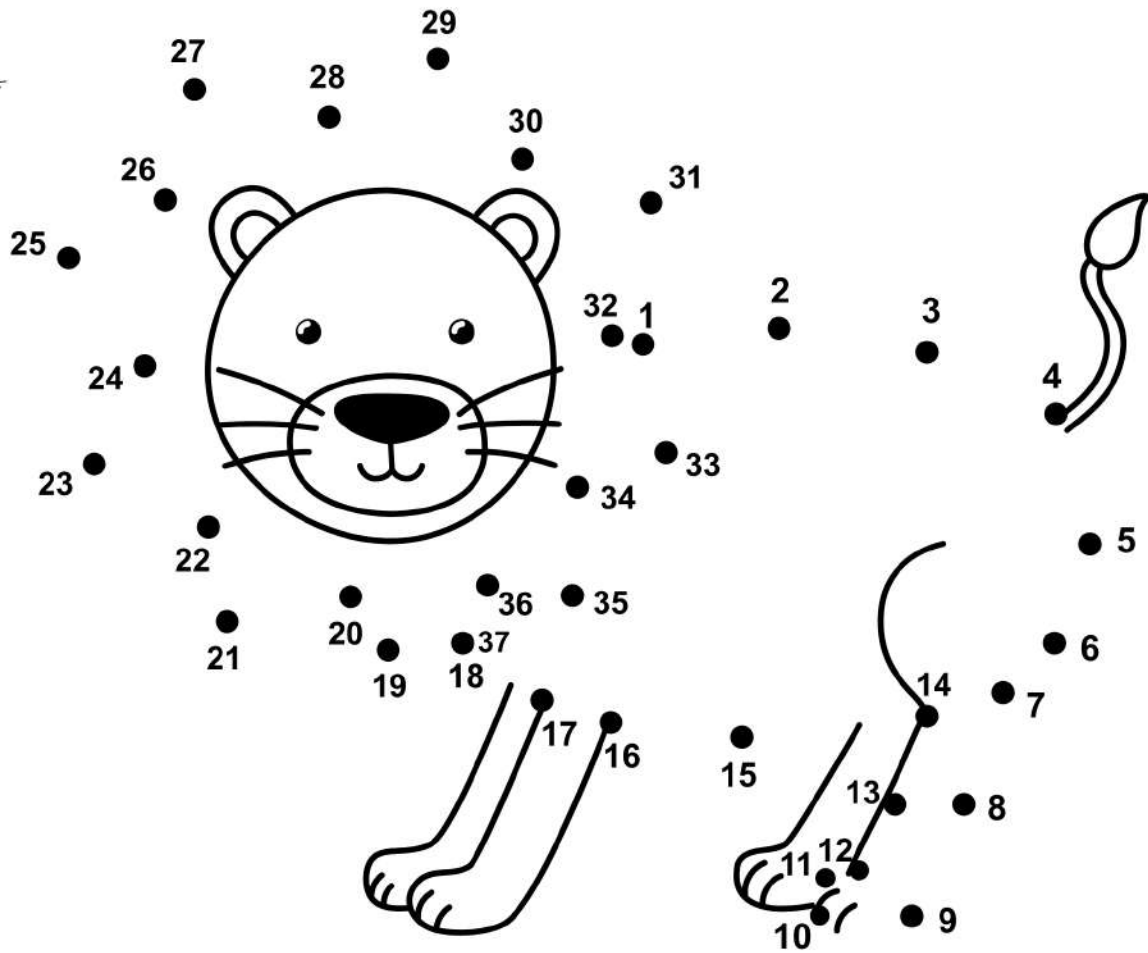
Follow God’s ways, and you will be safe and blessed.

Two-Digit Addition



$\begin{array}{r} 16 \\ +13 \\ \hline \end{array}$	$\begin{array}{r} 18 \\ +17 \\ \hline \end{array}$	$\begin{array}{r} 21 \\ +15 \\ \hline \end{array}$	$\begin{array}{r} 34 \\ +22 \\ \hline \end{array}$
$\begin{array}{r} 56 \\ +15 \\ \hline \end{array}$	$\begin{array}{r} 44 \\ +31 \\ \hline \end{array}$	$\begin{array}{r} 70 \\ +21 \\ \hline \end{array}$	$\begin{array}{r} 38 \\ +12 \\ \hline \end{array}$
$\begin{array}{r} 81 \\ +43 \\ \hline \end{array}$	$\begin{array}{r} 90 \\ +13 \\ \hline \end{array}$	$\begin{array}{r} 25 \\ +32 \\ \hline \end{array}$	$\begin{array}{r} 36 \\ +53 \\ \hline \end{array}$
$\begin{array}{r} 18 \\ +93 \\ \hline \end{array}$	$\begin{array}{r} 68 \\ +24 \\ \hline \end{array}$	$\begin{array}{r} 53 \\ +12 \\ \hline \end{array}$	$\begin{array}{r} 74 \\ +32 \\ \hline \end{array}$
$\begin{array}{r} 62 \\ +52 \\ \hline \end{array}$	$\begin{array}{r} 94 \\ +23 \\ \hline \end{array}$	$\begin{array}{r} 22 \\ +71 \\ \hline \end{array}$	$\begin{array}{r} 68 \\ +40 \\ \hline \end{array}$

Connect the dots and name the animal.





P is for Peter


Peter was one of Jesus' disciples. One night, Peter saw Jesus walking on the water. Jesus told Peter to come to Him. Peter stepped out of the boat and began to walk on water, too! But when he got scared, he started to sink. Jesus caught him and helped him. This story shows us that when we trust Jesus, we can do amazing things!

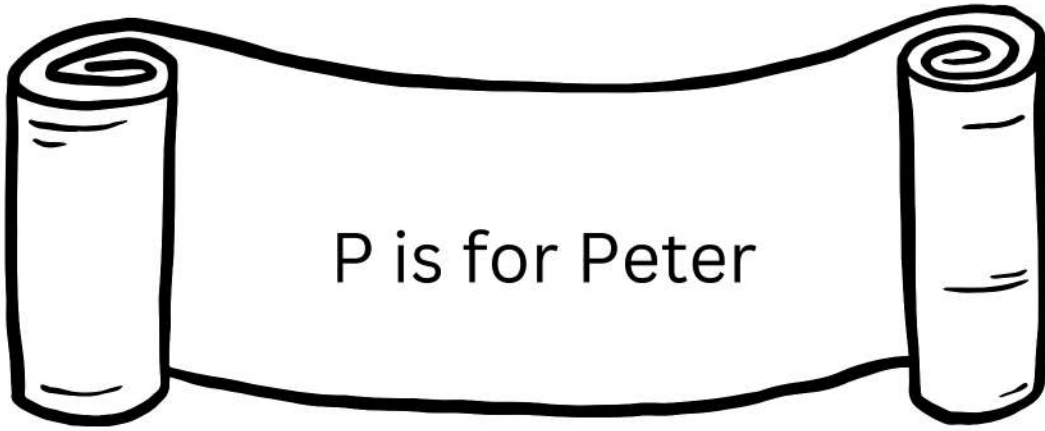
Peter walked on water when he looked at Jesus, but he sank when he got scared.

Color Jesus with Peter on the sea.

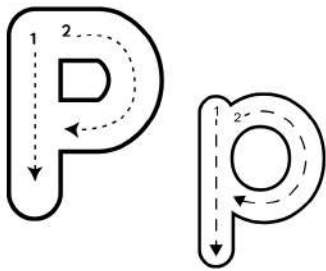


Help Peter find the basket full of fish





Practice writing P



Handwriting practice lines. The first row contains six pairs of dotted uppercase 'P' and lowercase 'p' for tracing. Below this are three sets of blank handwriting lines, each consisting of a solid top line, a dashed middle line, and a solid bottom line.

Matthew 14:29 – “And when Peter was come down out of the ship, he walked on the water...”

For Kids: Peter walked on the water toward Jesus.

PROBLEM SOLVING

Solve the problems below.

Tom has 35 candies. He gives 17 candies to his friend Jake. How many candies does Tom have left?

Tom has _____ candies left.

Emily saved 48 dollars. She spends 25 dollars to buy a toy. How much money does she have left?

She has _____ dollars left.


There are 42 apples in a basket. If 29 are used to make pies, how many apples are left in the basket?

There are _____ apples left in the basket.

There are 50 balloons at a party. 18 balloons pop during the party. How many balloons are still intact?

_____ balloons are still intact.

Connect the Dots and name the fish!




A black and white line drawing of a scroll. The scroll is unrolled, showing text on the top and bottom sections. The top section has the title 'Q is for Queen Esther'. The middle section is blank. The bottom section has two paragraphs of text. The scroll has decorative knobs at both ends.

Q is for Queen Esther


Esther was a brave queen who loved God and her people. When a wicked man planned to harm the Jews, Esther stood up and went to the king —even though it was dangerous! Because of her courage, her people were saved. Esther shows us that God gives us the courage to do what is right.

Esther was chosen to be queen because of her kindness and beauty!

Color Queen Esther.





Guide Esther through
the maze to find the King.






Practice writing Q



Esther 4:14 – “Who knoweth whether thou art come to the kingdom for such a time as this?”

For Kids: Maybe God made you queen to help now!


DIRECTIONS: FILL IN THE MISSING NUMBERS IN EACH SET USING THE CUES PROVIDED.



1		3	4	
6		9		

2	4		8	10
		16	18	

1		5		9
	13	15		



2	5		11	14
	20		26	

	10			25
	35		45	



Draw a crown and write one brave thing you can do this week.

A black and white line drawing of a scroll. The scroll is unrolled in the middle, showing text. The top and bottom parts of the scroll are rolled up. The text is centered on the unrolled portion.

R is for Ruth

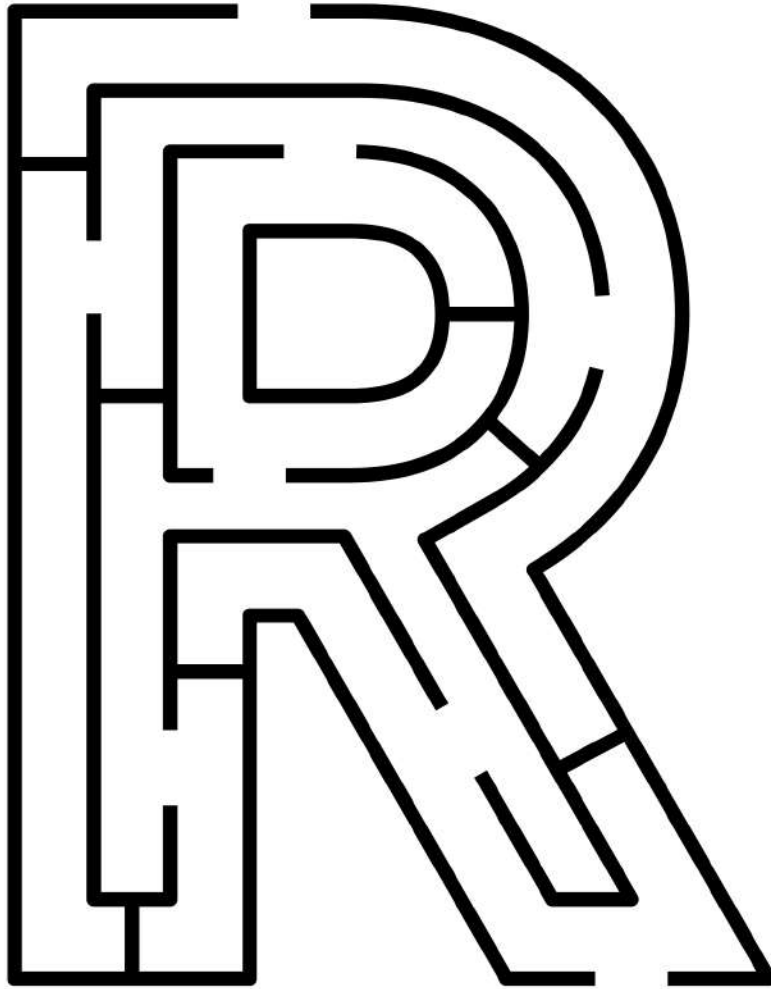
Ruth was a kind and loyal woman. After her husband died, she stayed with her mother-in-law, Naomi, and said, "Where you go, I'll go." Ruth worked hard to help Naomi and trusted God to care for them. God gave Ruth a new family and a happy life. Her story shows us the beauty of loyalty and love.

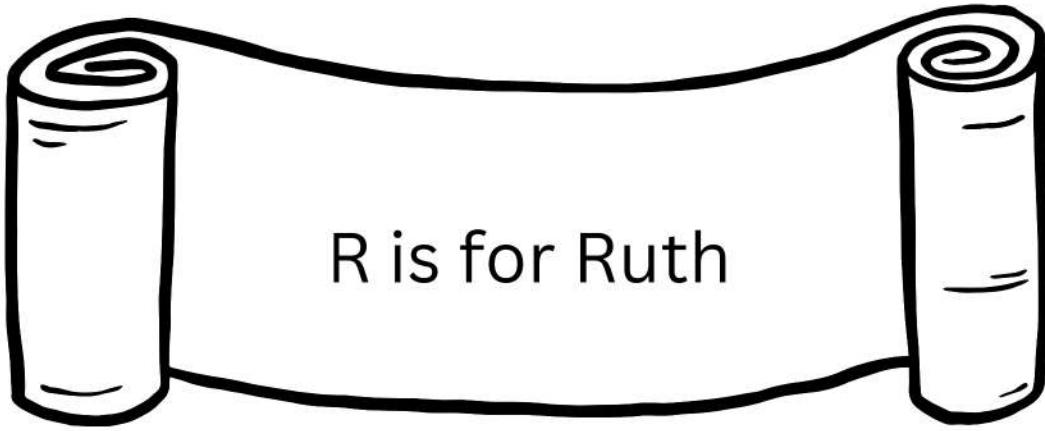
Ruth became the great-grandmother of King David!

Color Ruth and Naomi.


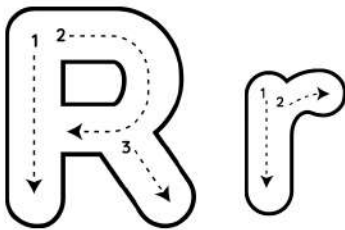


Help Ruth find her
mothe-in-law Naomi.





Practice writing R




Ruth 1:16 – “Where thou goest, I will go...”

For Kids: Where you go, I’ll go. I’ll stay with you.

Math Fractions

Circle the fraction that represents the shaded part of the whole:

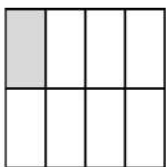


$$\frac{1}{2}$$

$$\frac{3}{4}$$

$$\frac{1}{4}$$

$$\frac{2}{6}$$

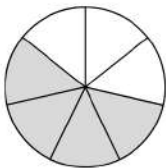


$$\frac{2}{4}$$

$$\frac{7}{8}$$

$$\frac{3}{8}$$

$$\frac{1}{8}$$




$$\frac{4}{7}$$

$$\frac{2}{3}$$

$$\frac{4}{8}$$

$$\frac{3}{7}$$

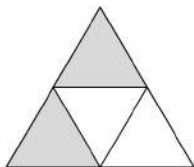


$$\frac{5}{5}$$

$$\frac{4}{6}$$

$$\frac{1}{5}$$

$$\frac{4}{5}$$

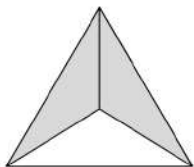


$$\frac{3}{4}$$

$$\frac{2}{2}$$

$$\frac{1}{2}$$

$$\frac{1}{4}$$




$$\frac{2}{3}$$

$$\frac{1}{3}$$

$$\frac{3}{3}$$

$$\frac{3}{2}$$

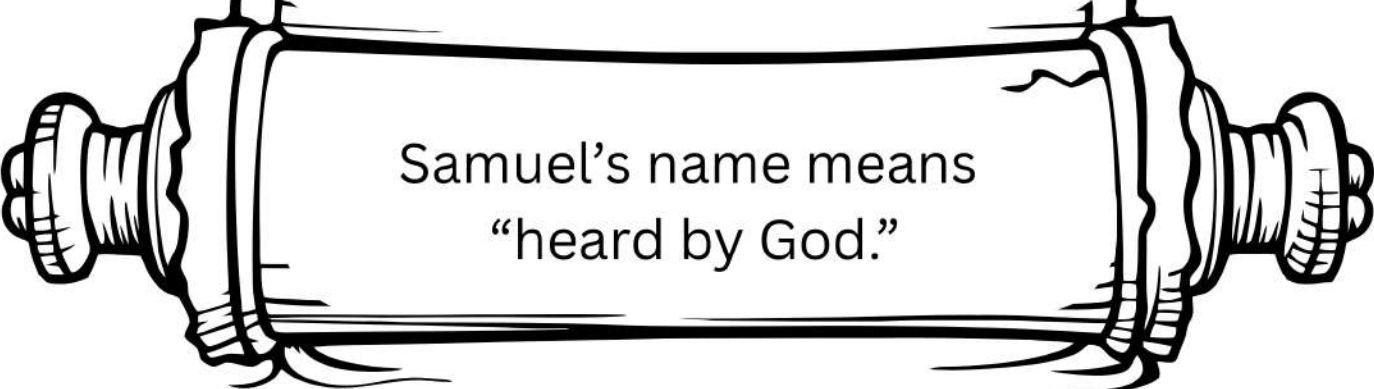
A hand-drawn scroll with a central text box and four decorative rollers. The scroll is drawn with simple black lines and has a slightly wavy, aged appearance. The rollers are positioned at the top-left, top-right, bottom-left, and bottom-right corners. The text is centered within the scroll's frame.

Draw someone you love and want to care for—like Ruth cared for Naomi.



S is for Samuel

Samuel was a young boy who lived in the temple and helped the priest named Eli. One night, while Samuel was sleeping, he heard someone call his name: "Samuel!" He ran to Eli and said, "Here I am!" But Eli hadn't called him. This happened three times! Then Eli realized it was God calling Samuel and told him to say, "Speak, Lord, for thy servant heareth." When Samuel listened, God gave him an important message. Samuel grew up to be a great prophet who helped lead God's people. This story teaches us that God speaks to those who listen and obey, even when they are young..




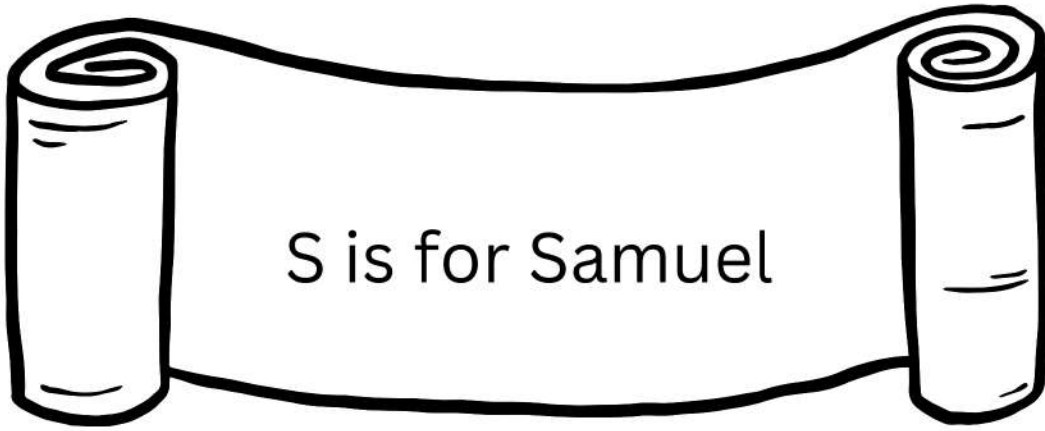
Samuel's name means
"heard by God."

Color young Samuel.

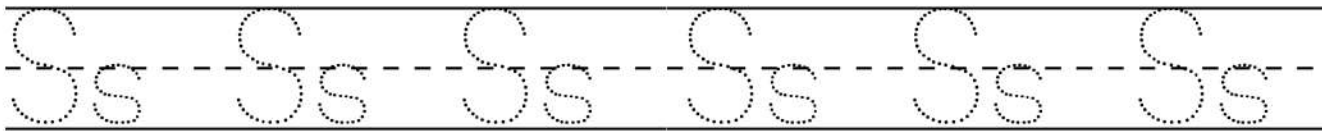



Guide Samuel through the maze to Eli, who helps him understand God is calling.





Practice writing S



1 Samuel 3:10 – “Speak; for thy servant heareth.”

For Kids: Speak, Lord. I’m listening.

Spring is in the Air

Solve the subtraction problems. Use the answers to solve the riddle by writing the letters with their answers on the lines below.

$$\begin{array}{r} \text{A } 326 \\ - 85 \\ \hline \end{array}$$

$$\begin{array}{r} \text{F } 87 \\ - 59 \\ \hline \end{array}$$

$$\begin{array}{r} \text{Y } 73 \\ - 25 \\ \hline \end{array}$$

$$\begin{array}{r} \text{P } 978 \\ - 229 \\ \hline \end{array}$$

$$\begin{array}{r} \text{R } 503 \\ - 124 \\ \hline \end{array}$$

$$\begin{array}{r} \text{I } 265 \\ - 194 \\ \hline \end{array}$$

$$\begin{array}{r} \text{G } 97 \\ - 23 \\ \hline \end{array}$$

$$\begin{array}{r} \text{M } 81 \\ - 56 \\ \hline \end{array}$$

$$\begin{array}{r} \text{L } 300 \\ - 92 \\ \hline \end{array}$$

$$\begin{array}{r} \text{B } 433 \\ - 182 \\ \hline \end{array}$$

$$\begin{array}{r} \text{O } 846 \\ - 508 \\ \hline \end{array}$$

$$\begin{array}{r} \text{S } 524 \\ - 439 \\ \hline \end{array}$$

$$\begin{array}{r} \text{E } 660 \\ - 143 \\ \hline \end{array}$$

$$\begin{array}{r} \text{W } 741 \\ - 326 \\ \hline \end{array}$$

$$\begin{array}{r} \text{H } 800 \\ - 104 \\ \hline \end{array}$$


$$\begin{array}{r} \text{N } 808 \\ - 117 \\ \hline \end{array}$$

The Answer Key is on page 178



241 749 379 71 208 85 696 338 415 517 379 85

251 379 71 691 74 25 241 48 28 208 338 415 517 379 85



Draw a picture of yourself being quiet and listening—maybe during storytime or prayer time.



T is for Ten Commandments

God gave Moses the Ten
Commandments on Mount Sinai.
These are ten special rules to help
us live well, love others, and worship
God. They include obeying parents,
telling the truth, and loving only
God. When we follow these
commands, we show that we love
and respect God.

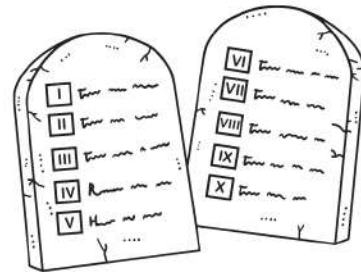
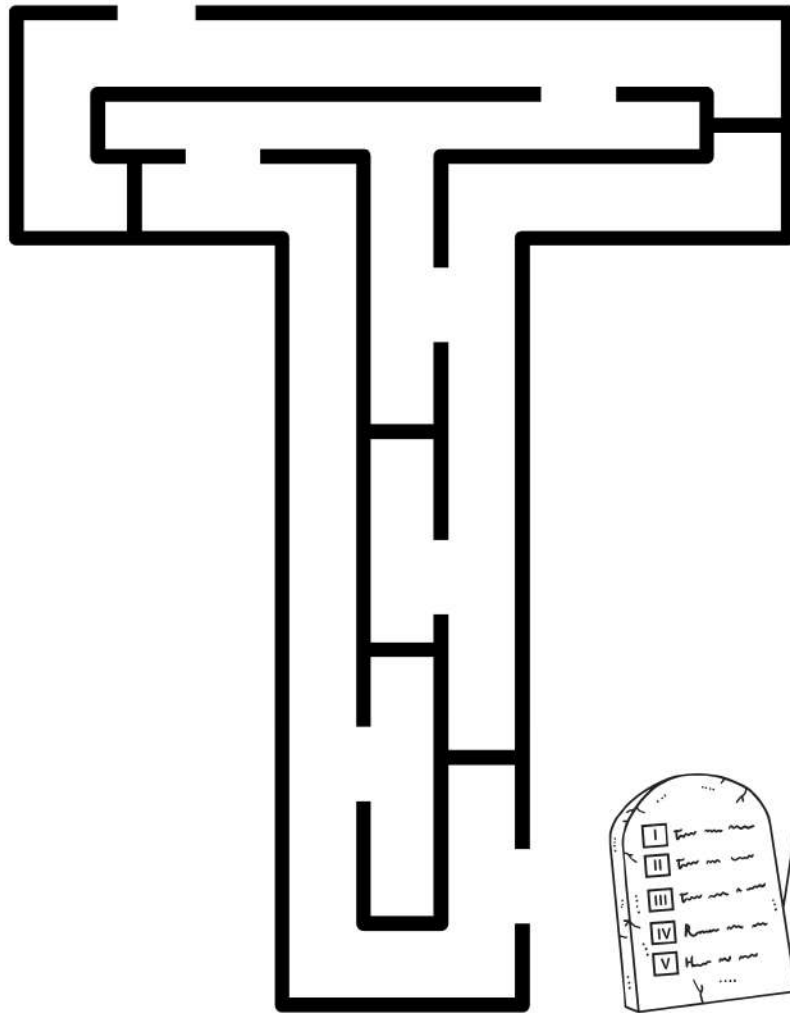
God wrote the Ten
Commandments with His
own finger!

Color Moses holding two big stone tablets.



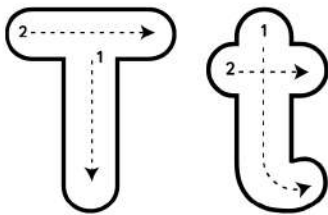


Help Moses to find
the Stone Tables





Practice writing T



Tracing practice lines for the letter 'T'. The first row contains seven dashed uppercase 'T's and seven dashed lowercase 't's for tracing. Below this are three sets of blank handwriting lines, each consisting of a solid top line, a dashed middle line, and a solid bottom line.

Exodus 20:3 – “Thou shalt have no other gods before me.”

For Kids: Love and worship only God.



Two Digit Addition



Write the answers for the following additions

$$\begin{array}{r} 17 \\ + 32 \\ \hline \end{array}$$

$$\begin{array}{r} 45 \\ + 64 \\ \hline \end{array}$$

$$\begin{array}{r} 38 \\ + 11 \\ \hline \end{array}$$

$$\begin{array}{r} 84 \\ + 29 \\ \hline \end{array}$$

$$\begin{array}{r} 15 \\ + 33 \\ \hline \end{array}$$

$$\begin{array}{r} 56 \\ + 18 \\ \hline \end{array}$$

$$\begin{array}{r} 37 \\ + 52 \\ \hline \end{array}$$

$$\begin{array}{r} 79 \\ + 10 \\ \hline \end{array}$$

$$\begin{array}{r} 60 \\ + 26 \\ \hline \end{array}$$

$$\begin{array}{r} 46 \\ + 39 \\ \hline \end{array}$$

$$\begin{array}{r} 19 \\ + 26 \\ \hline \end{array}$$

$$\begin{array}{r} 40 \\ + 52 \\ \hline \end{array}$$

$$\begin{array}{r} 38 \\ + 18 \\ \hline \end{array}$$

$$\begin{array}{r} 81 \\ + 14 \\ \hline \end{array}$$

$$\begin{array}{r} 48 \\ + 25 \\ \hline \end{array}$$


$$\begin{array}{r} 25 \\ + 17 \\ \hline \end{array}$$

$$\begin{array}{r} 39 \\ + 27 \\ \hline \end{array}$$

$$\begin{array}{r} 29 \\ + 41 \\ \hline \end{array}$$

$$\begin{array}{r} 11 \\ + 29 \\ \hline \end{array}$$

$$\begin{array}{r} 28 \\ + 36 \\ \hline \end{array}$$



Write one commandment you can follow
and Draw a Star next to the word.

A black and white line drawing of a scroll. The scroll is unrolled in the middle, showing text. The top and bottom edges of the scroll are rolled up, held by decorative knobs. The text is centered on the scroll.

U is for Unity

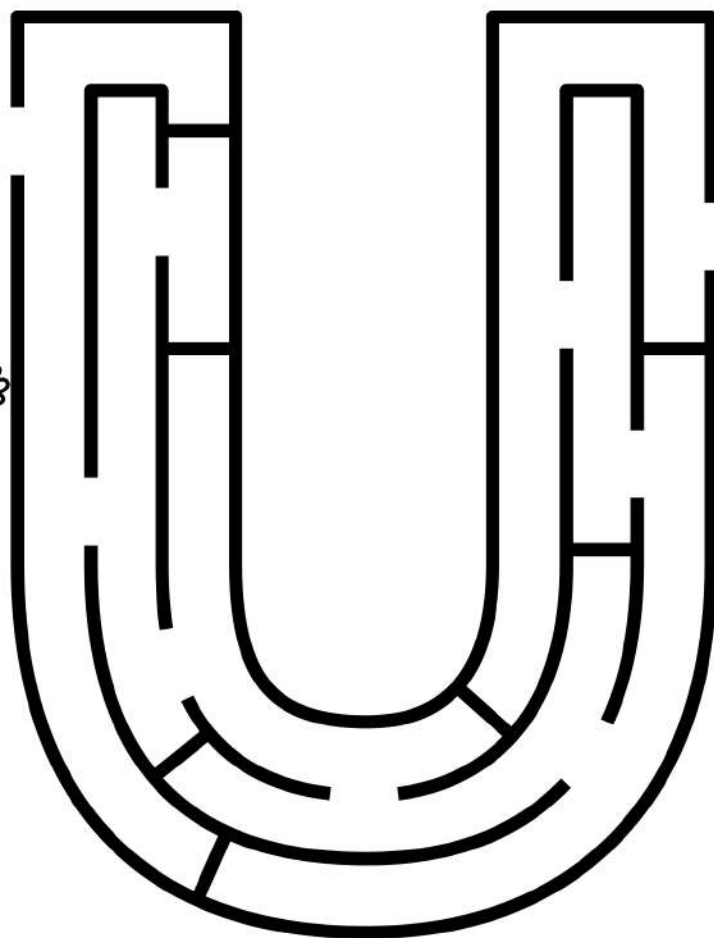
Unity means living in peace and working together. In the Bible, believers came together, shared their things, and helped one another. God loves it when His people are united and kind. When we live in unity—at home, at church, or with friends—we show God's love to the world.

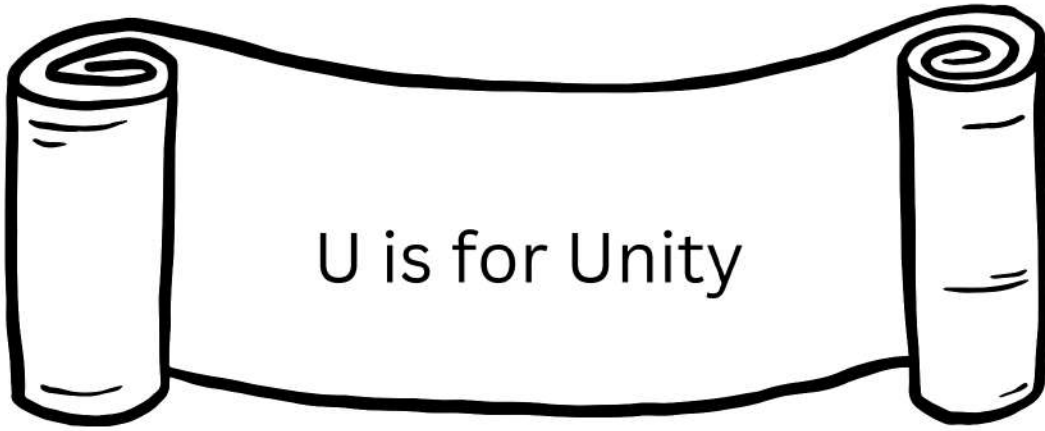
Jesus prayed for all His followers to live in unity!

Color a group of children building together.

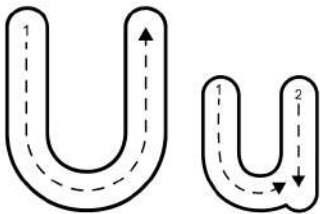


Help a girl find her friend





Practice writing U



Uu Uu Uu Uu Uu

Psalm 133:1 – “Behold, how good and how pleasant it is for brethren to dwell together in unity!”

For Kids: It’s great when God’s people get along!



Two Digit Subtraction



Write the answers for the following subtractions

$$\begin{array}{r} 24 \\ - 12 \\ \hline \end{array}$$

$$\begin{array}{r} 36 \\ - 24 \\ \hline \end{array}$$

$$\begin{array}{r} 47 \\ - 10 \\ \hline \end{array}$$

$$\begin{array}{r} 89 \\ - 23 \\ \hline \end{array}$$

$$\begin{array}{r} 92 \\ - 53 \\ \hline \end{array}$$

$$\begin{array}{r} 54 \\ - 13 \\ \hline \end{array}$$

$$\begin{array}{r} 18 \\ - 12 \\ \hline \end{array}$$

$$\begin{array}{r} 67 \\ - 32 \\ \hline \end{array}$$

$$\begin{array}{r} 70 \\ - 24 \\ \hline \end{array}$$

$$\begin{array}{r} 81 \\ - 49 \\ \hline \end{array}$$

$$\begin{array}{r} 93 \\ - 16 \\ \hline \end{array}$$

$$\begin{array}{r} 25 \\ - 22 \\ \hline \end{array}$$

$$\begin{array}{r} 37 \\ - 18 \\ \hline \end{array}$$

$$\begin{array}{r} 46 \\ - 24 \\ \hline \end{array}$$

$$\begin{array}{r} 50 \\ - 26 \\ \hline \end{array}$$


$$\begin{array}{r} 67 \\ - 37 \\ \hline \end{array}$$

$$\begin{array}{r} 72 \\ - 41 \\ \hline \end{array}$$

$$\begin{array}{r} 28 \\ - 11 \\ \hline \end{array}$$

$$\begin{array}{r} 16 \\ - 10 \\ \hline \end{array}$$

$$\begin{array}{r} 80 \\ - 46 \\ \hline \end{array}$$



Draw yourself and a friend working together
like reading, playing, or helping someone.



V is for Victory

Victory means winning with God's help. When Joshua and the Israelites marched around Jericho, the walls fell down because they obeyed God.

They didn't need weapons—just faith. God gives us victory when we trust and obey Him, even in hard times. With Jesus, we always have the victory!


The Israelites marched around the city for seven days!

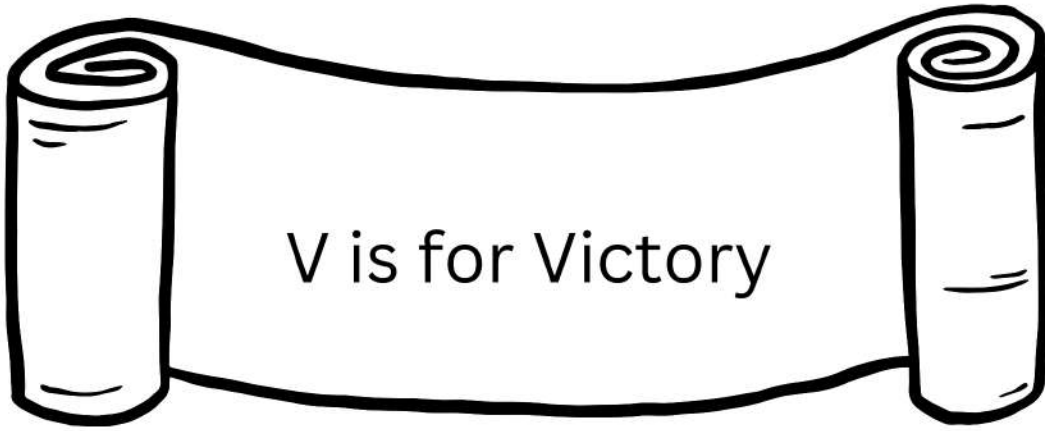
Color Joshua blowing
the trumpet and others.



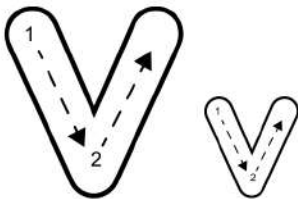


Guide Joshua through
the maze to find the
City of Jericho





Practice writing V



Tracing practice lines for the letter V. The first row contains a sequence of dashed uppercase 'V's and lowercase 'v's for tracing. Below this are three sets of blank handwriting lines, each consisting of a solid top line, a dashed middle line, and a solid bottom line.

1 Corinthians 15:57 – “But thanks be to God, which giveth us the victory through our Lord Jesus Christ.”

For Kids: Thanks to God, we win through Jesus!



MENTAL ARITHMETIC

Addition & Subtraction



Complete as many questions
as you can in 5 minutes.

$11 + 7 =$

$13 - 10 =$

$22 + 13 =$

$23 - 2 =$

$15 + 3 =$

$16 - 12 =$

$4 + 19 =$

$10 - 6 =$

$21 + 15 =$

$15 - 6 =$

$4 + 13 =$

$28 - 11 =$

$32 + 5 =$

$13 - 5 =$

$15 + 4 =$

$21 - 13 =$

$12 + 9 =$

$25 - 14 =$

$14 + 4 =$

$12 - 4 =$

$13 + 6 =$

$13 - 8 =$

$3 + 19 =$

$22 - 10 =$

$12 + 5 =$

$13 - 7 =$

$13 + 7 =$

$25 - 12 =$

Trace the outline of the city of Jericho using a pencil, and then coloring them.





W is for Worship

Worship means showing God that we love Him. We can worship God by singing songs, praying, reading the Bible, or saying “thank you” for what He’s done. In the Bible, King David loved to worship God with music and dancing. Worship isn’t just something we do at church—it can happen anytime, anywhere. When we worship, we let God know how wonderful He is!


King David wrote many songs in the Bible, called Psalms.

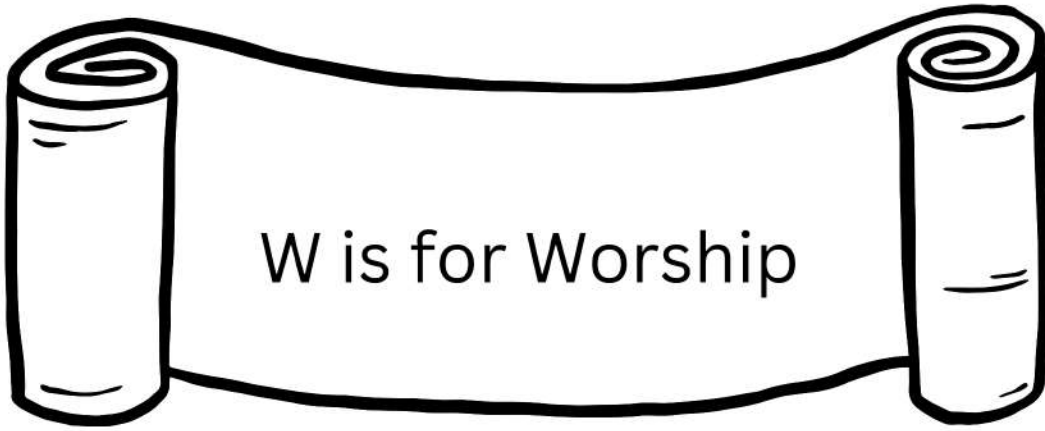
Color King David with the harp
and the Children.



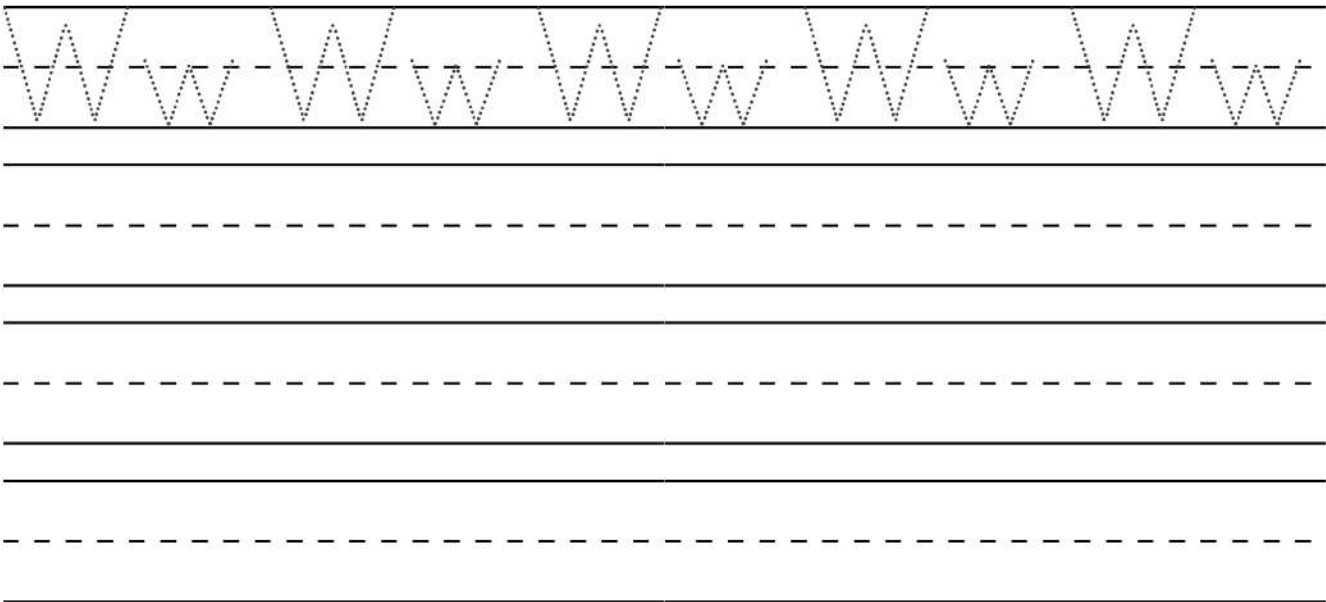
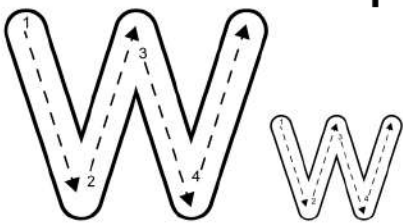


Help King David to
find his harp.





Practice writing W



Psalm 95:6 – “O come, let us worship and bow down:
let us kneel before the LORD our maker.”

For Kids: Let’s worship and bow down to God, our Maker.



Three Digit Subtraction



Write the answers for the following subtractions

$$\begin{array}{r} 452 \\ - 218 \\ \hline \end{array}$$

$$\begin{array}{r} 684 \\ - 324 \\ \hline \end{array}$$

$$\begin{array}{r} 318 \\ - 101 \\ \hline \end{array}$$

$$\begin{array}{r} 654 \\ - 221 \\ \hline \end{array}$$

$$\begin{array}{r} 359 \\ - 208 \\ \hline \end{array}$$

$$\begin{array}{r} 497 \\ - 150 \\ \hline \end{array}$$

$$\begin{array}{r} 769 \\ - 519 \\ \hline \end{array}$$

$$\begin{array}{r} 835 \\ - 127 \\ \hline \end{array}$$

$$\begin{array}{r} 981 \\ - 305 \\ \hline \end{array}$$

$$\begin{array}{r} 680 \\ - 622 \\ \hline \end{array}$$

$$\begin{array}{r} 932 \\ - 650 \\ \hline \end{array}$$

$$\begin{array}{r} 375 \\ - 132 \\ \hline \end{array}$$

$$\begin{array}{r} 629 \\ - 203 \\ \hline \end{array}$$

$$\begin{array}{r} 493 \\ - 225 \\ \hline \end{array}$$

$$\begin{array}{r} 802 \\ - 383 \\ \hline \end{array}$$


$$\begin{array}{r} 820 \\ - 464 \\ \hline \end{array}$$

$$\begin{array}{r} 583 \\ - 314 \\ \hline \end{array}$$

$$\begin{array}{r} 678 \\ - 156 \\ \hline \end{array}$$

$$\begin{array}{r} 456 \\ - 111 \\ \hline \end{array}$$

$$\begin{array}{r} 758 \\ - 223 \\ \hline \end{array}$$



Draw your favorite musical instrument.




X is for eXtraordinary News



The most extraordinary news is that Jesus is alive! After Jesus died on the cross, He rose again on the third day. When the women came to the tomb, it was empty! This good news brings us joy because it means we can live forever with Jesus.

This is why we celebrate Easter
—Jesus is risen!

Color the angel, the women, and
the empty tomb.

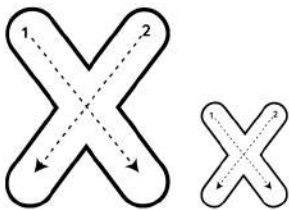


Guide the women
to find Jesus.





Practice writing X



Tracing practice lines for the letter X. The first row contains five large dashed uppercase 'X's and five small dashed lowercase 'x's. Below this are two rows of blank handwriting lines, each consisting of a solid top line, a dashed middle line, and a solid bottom line.

Luke 24:6 – “He is not here, but is risen...”

For Kids: Jesus isn't here. He is alive!

3 Digit Addition



Solve each addition equation.

$$\begin{array}{r} 643 \\ +132 \\ \hline 775 \end{array}$$

$$\begin{array}{r} 223 \\ +147 \\ \hline \end{array}$$

$$\begin{array}{r} 361 \\ +749 \\ \hline \end{array}$$

$$\begin{array}{r} 146 \\ +621 \\ \hline \end{array}$$

$$\begin{array}{r} 356 \\ +951 \\ \hline \end{array}$$

$$\begin{array}{r} 241 \\ +614 \\ \hline \end{array}$$

$$\begin{array}{r} 238 \\ +132 \\ \hline \end{array}$$

$$\begin{array}{r} 643 \\ +132 \\ \hline \end{array}$$

$$\begin{array}{r} 219 \\ +852 \\ \hline \end{array}$$

$$\begin{array}{r} 358 \\ +232 \\ \hline \end{array}$$

$$\begin{array}{r} 178 \\ +335 \\ \hline \end{array}$$


$$\begin{array}{r} 727 \\ +152 \\ \hline \end{array}$$

$$\begin{array}{r} 382 \\ +266 \\ \hline \end{array}$$

$$\begin{array}{r} 711 \\ +244 \\ \hline \end{array}$$

$$\begin{array}{r} 455 \\ +782 \\ \hline \end{array}$$

$$\begin{array}{r} 468 \\ +481 \\ \hline \end{array}$$



Draw a happy face and write one reason
you are glad Jesus is alive.

A black and white line drawing of a scroll. The scroll is unrolled in the middle, showing text. The top and bottom edges of the scroll are rolled up. The text is centered on the scroll.


Y is for Yield

Yield means to give yourself to God and follow His ways. The Bible says we should yield our hearts and actions to Him. That means saying “yes” to what God wants and “no” to wrong things. When we yield to God, we let Him guide our steps.


Yielding to God helps us grow in love and obedience.

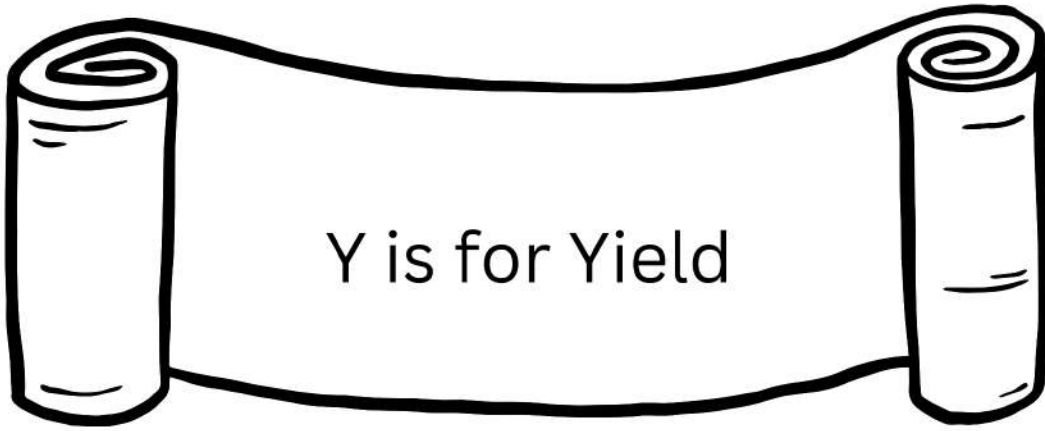
Color a child holding “Yield to God”.



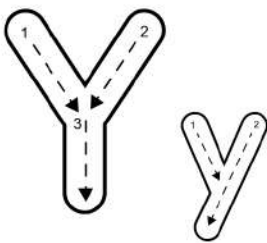


Help the Girl Find the Cross





Practice writing Y



Y Y Y Y Y Y Y Y Y Y Y Y

Romans 6:13 – “Yield yourselves unto God,
as those that are alive from the dead...”

For Kids: Give yourselves to God and live for Him.

What's missing?

Fill in the missing numbers to make these equations correct. The first one has been done for you to serve as an example.



$$14 - \boxed{8} = 6$$

$$10 - 3 = \boxed{}$$

$$\boxed{} - 8 = 8$$

$$11 - \boxed{} = 9$$

$$10 - \boxed{} = 4$$

$$\boxed{} - 7 = 3$$

$$15 - 5 = \boxed{}$$

$$\boxed{} - 6 = 6$$

$$5 - \boxed{} = 1$$

$$9 - 8 = \boxed{}$$

$$\boxed{} - 5 = 7$$

$$13 - 6 = \boxed{}$$

$$16 - \boxed{} = 14$$

$$\boxed{} - 9 = 9$$



Draw something you can give to God today

A black and white line drawing of a scroll. The scroll is unrolled in the middle, showing text. The top and bottom parts of the scroll are rolled up. The text is written in a simple, sans-serif font. The scroll has decorative knobs at the ends.

Z is for Zacchaeus



Zacchaeus was a short man who wanted to see Jesus. He climbed a tree just to get a better view! Jesus saw him and said, "Come down, I'm coming to your house today!"

Zacchaeus was so happy, he changed his life and gave back what he had taken. Jesus loved Zacchaeus and forgave him.

Zacchaeus gave away half of everything he owned!

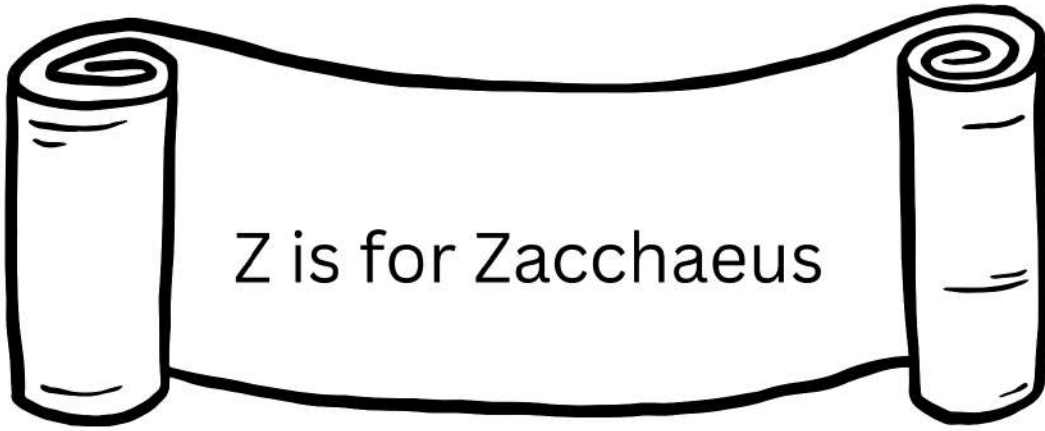
Color Zacchaeus with Jesus, and other people.




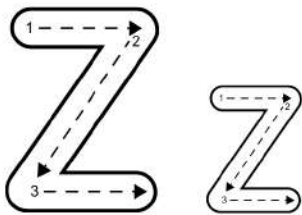


Help Zacchaeus through the maze, and find Jesus.





Practice writing Z



Luke 19:10 – “For the Son of man is come to seek and to save that which was lost.”

For Kids: Jesus came to find and save people who are lost.

Why didn't the skeleton cross the road?

Solve the addition problems. Use the answers to solve the riddle by writing the letters with their answers on the lines below.

$$\begin{array}{r} \text{A } 276 \\ + 81 \\ \hline \end{array}$$

$$\begin{array}{r} \text{C } 297 \\ + 34 \\ \hline \end{array}$$

$$\begin{array}{r} \text{H } 81 \\ + 55 \\ \hline \end{array}$$

$$\begin{array}{r} \text{S } 199 \\ + 177 \\ \hline \end{array}$$

$$\begin{array}{r} \text{D } 104 \\ + 217 \\ \hline \end{array}$$

$$\begin{array}{r} \text{N } 275 \\ + 294 \\ \hline \end{array}$$

$$\begin{array}{r} \text{V } 57 \\ + 42 \\ \hline \end{array}$$

$$\begin{array}{r} \text{G } 66 \\ + 37 \\ \hline \end{array}$$

$$\begin{array}{r} \text{B } 371 \\ + 278 \\ \hline \end{array}$$

$$\begin{array}{r} \text{E } 87 \\ + 56 \\ \hline \end{array}$$

$$\begin{array}{r} \text{U } 345 \\ + 155 \\ \hline \end{array}$$

$$\begin{array}{r} \text{T } 18 \\ + 18 \\ \hline \end{array}$$

$$\begin{array}{r} \text{I } 493 \\ + 398 \\ \hline \end{array}$$



The Answer Key is on page 179

649 143 331 357 500 376 143 136 143 321 891 321 569 36

136 357 99 143 36 136 143 103 500 36 376

WHAT TIME IS IT?

Write the time shown below each analog clock.



DAYS OF THE WEEK HANDWRITING PRACTICE

Trace the words for each day of the week.

Monday

Monday

Tuesday

Tuesday

Wednesday

Wednesday

Thursday

Thursday

Friday

Friday


Saturday

Saturday

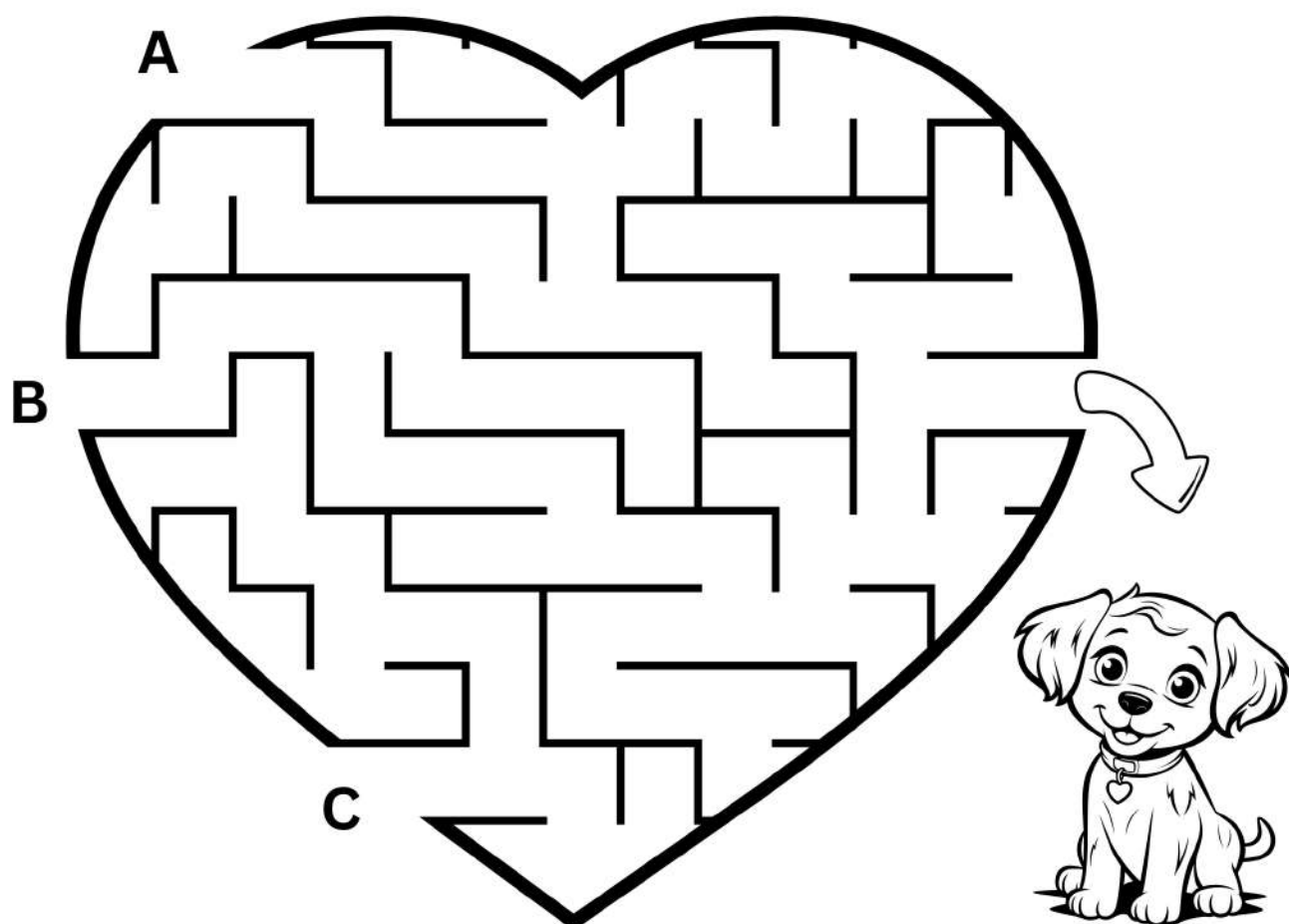
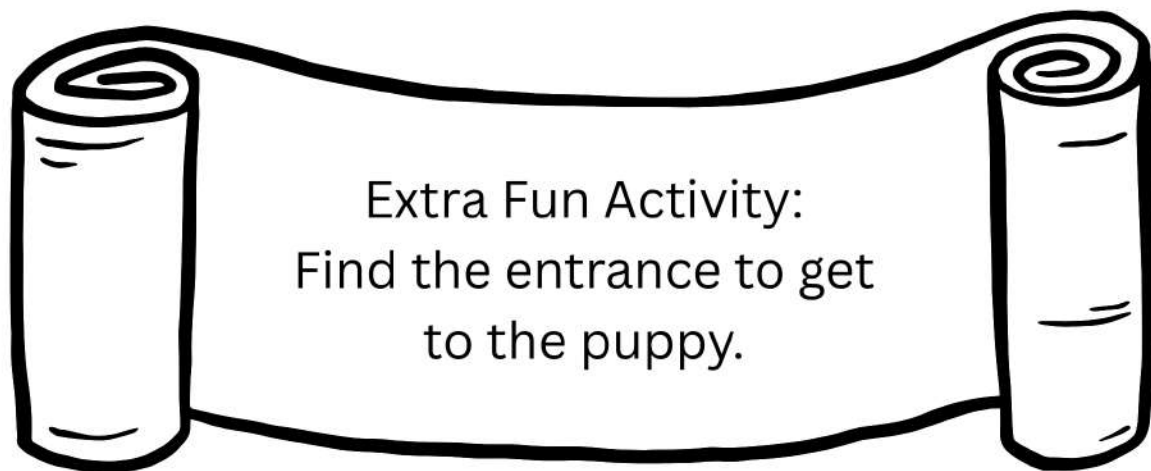
Sunday

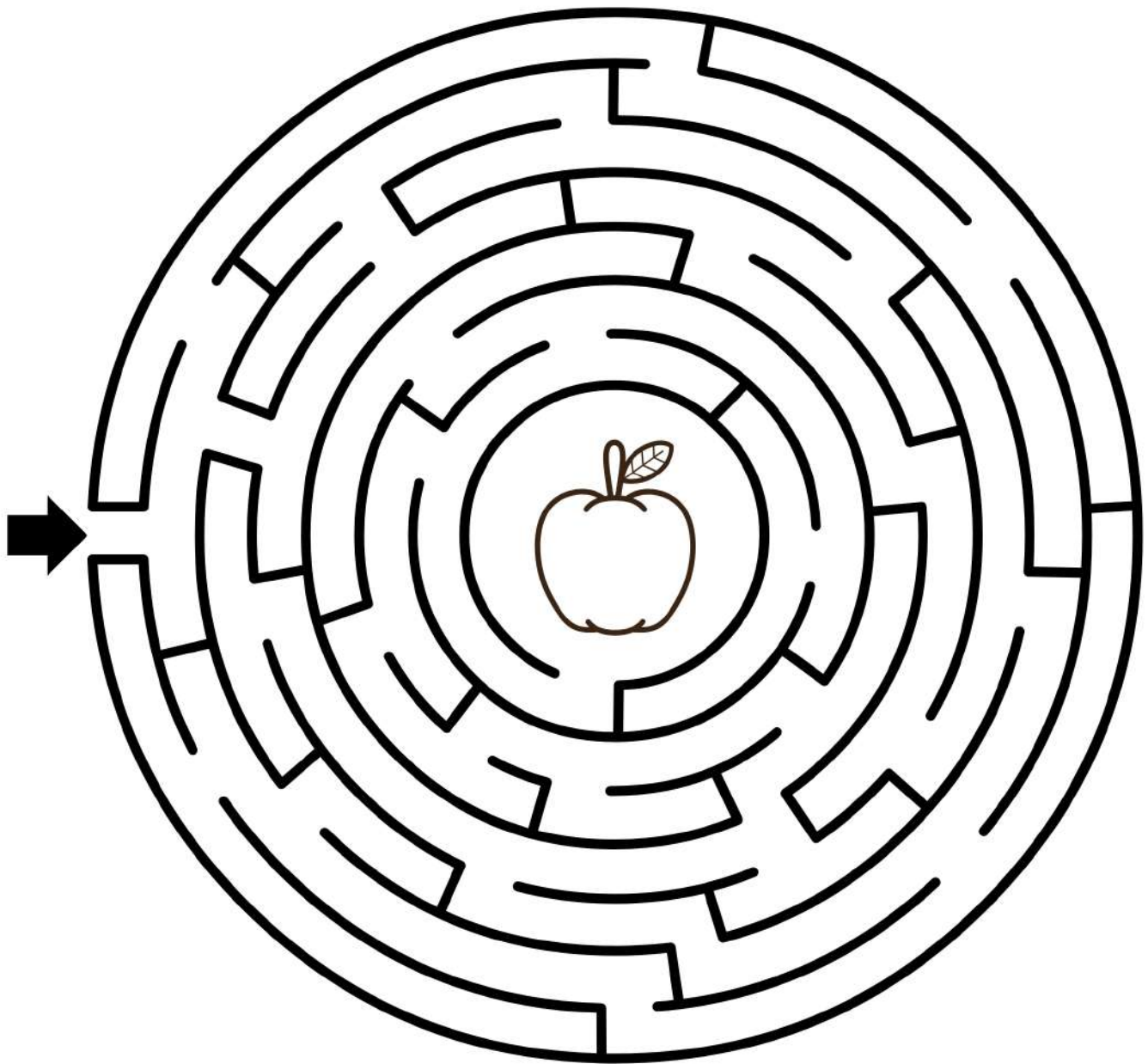
Sunday

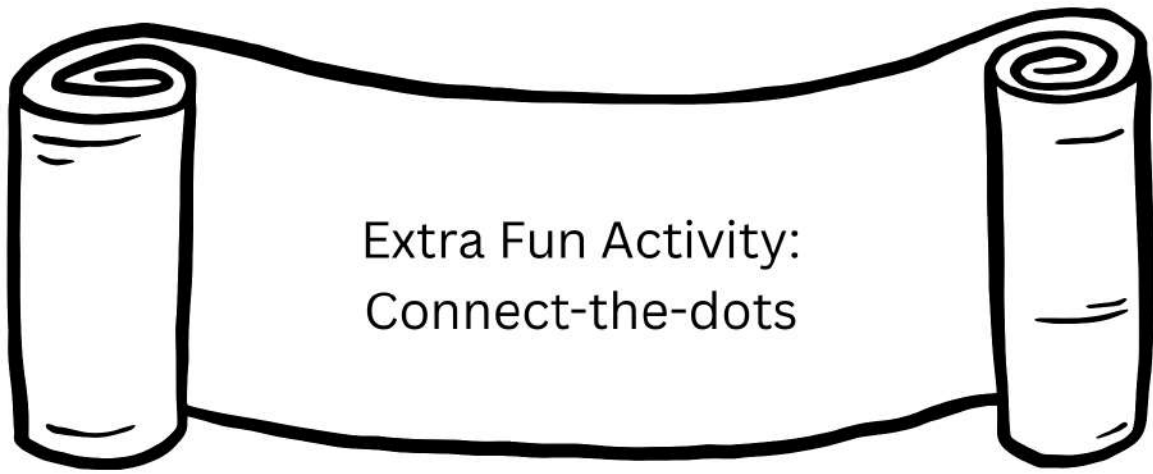


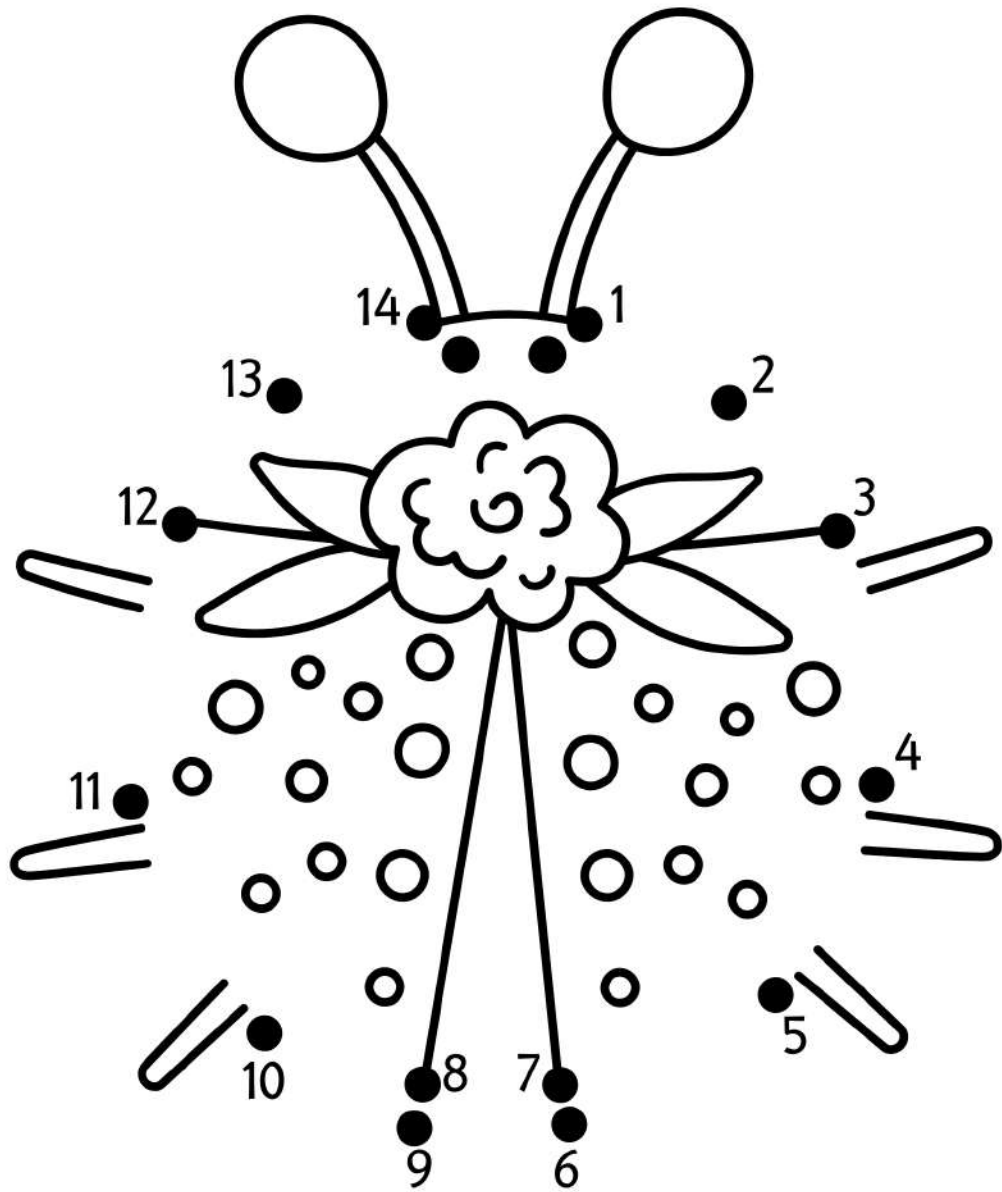


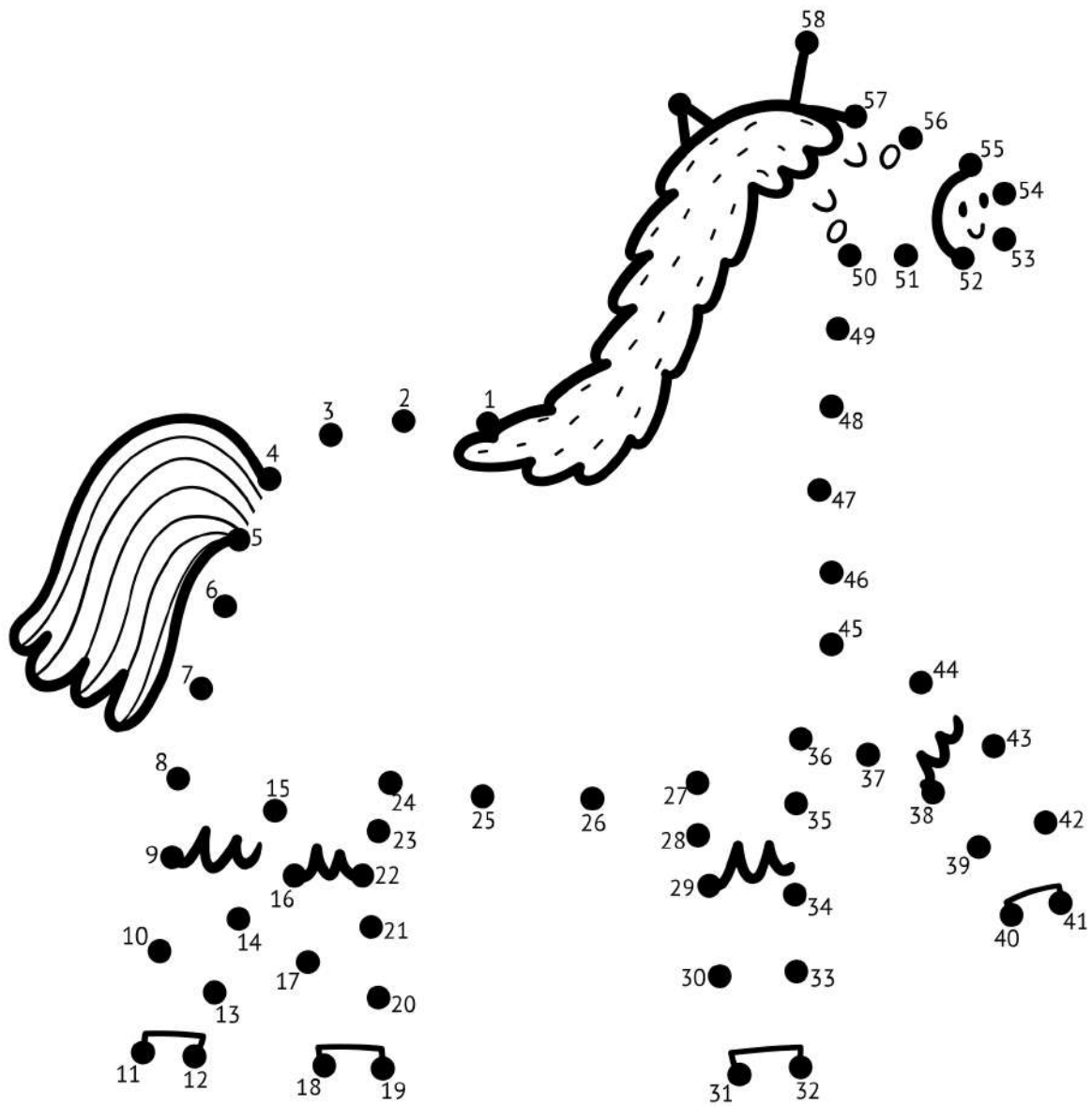
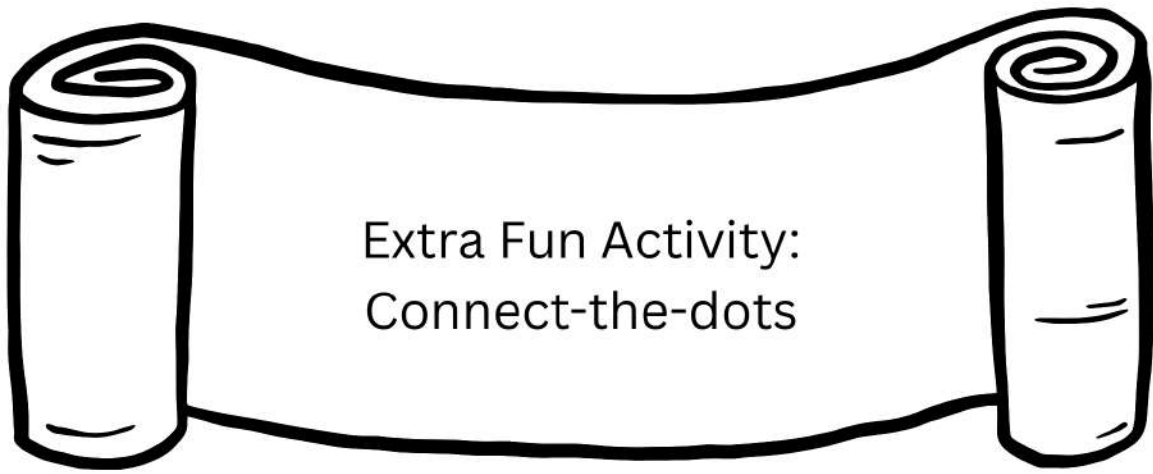
Draw a tree and someone
climbing it to see Jesus.


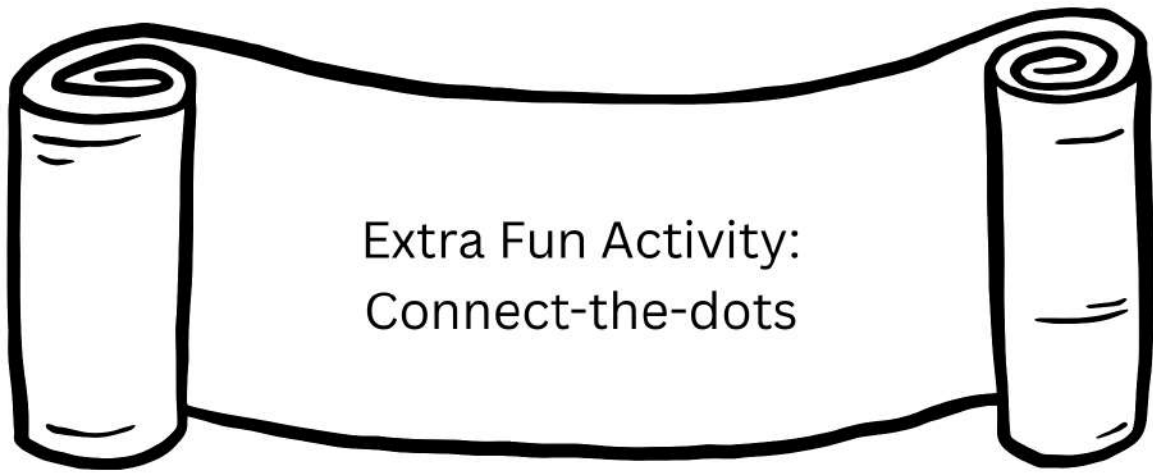


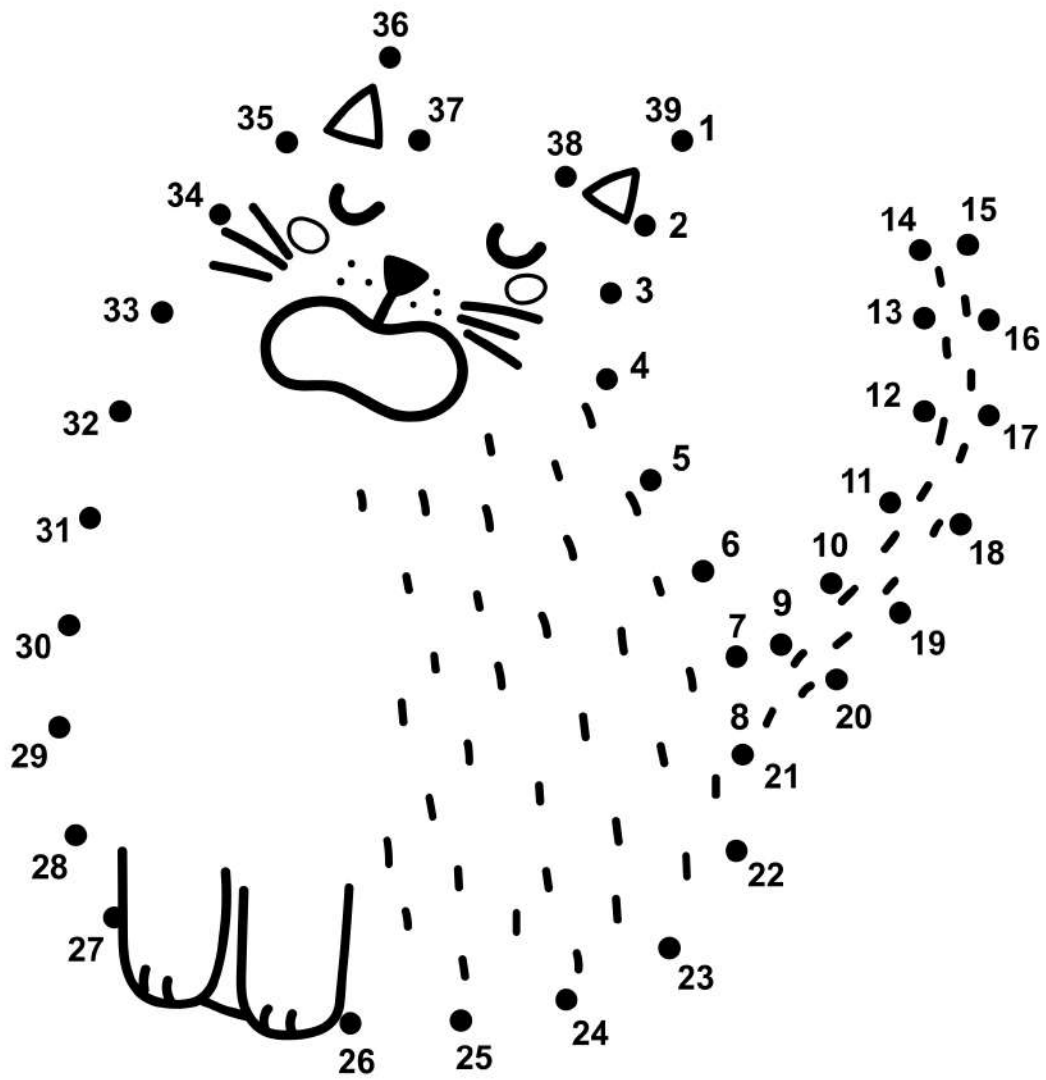
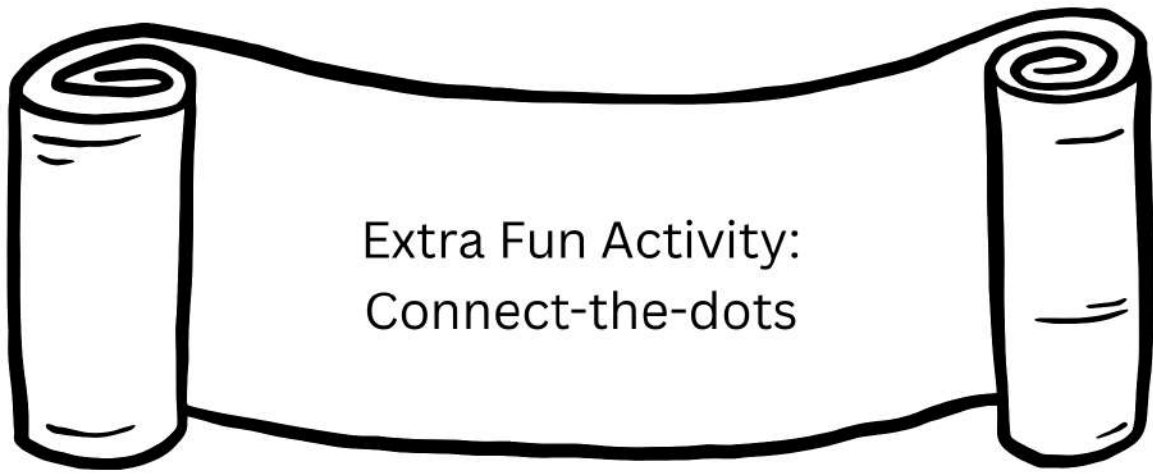


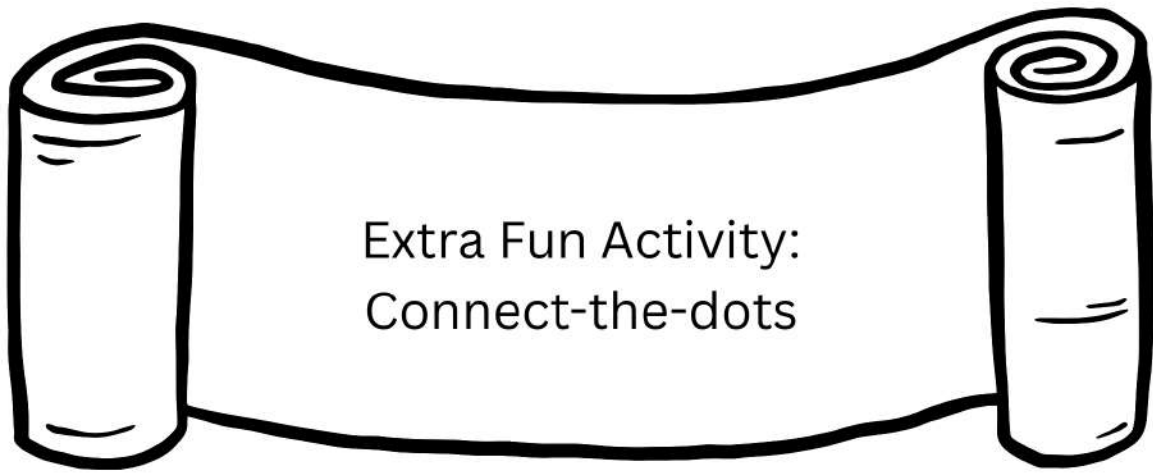


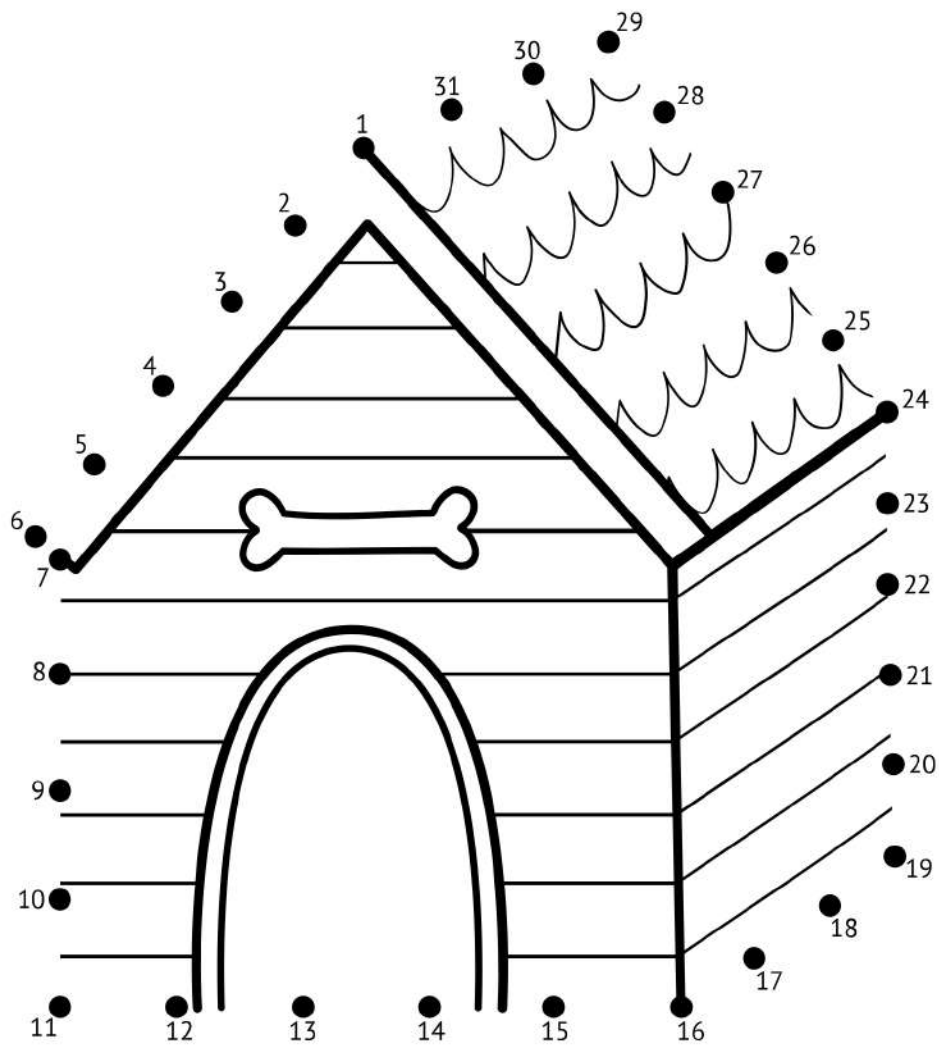
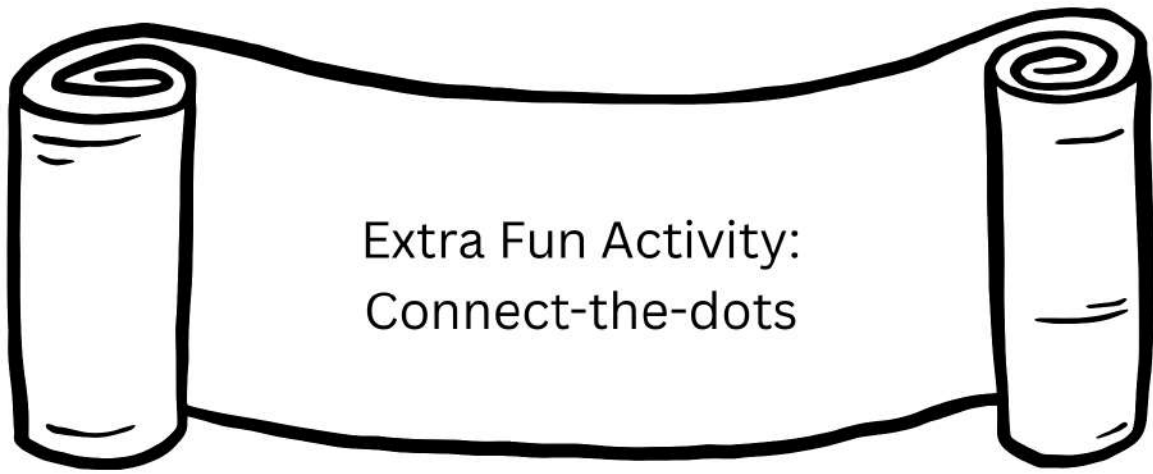




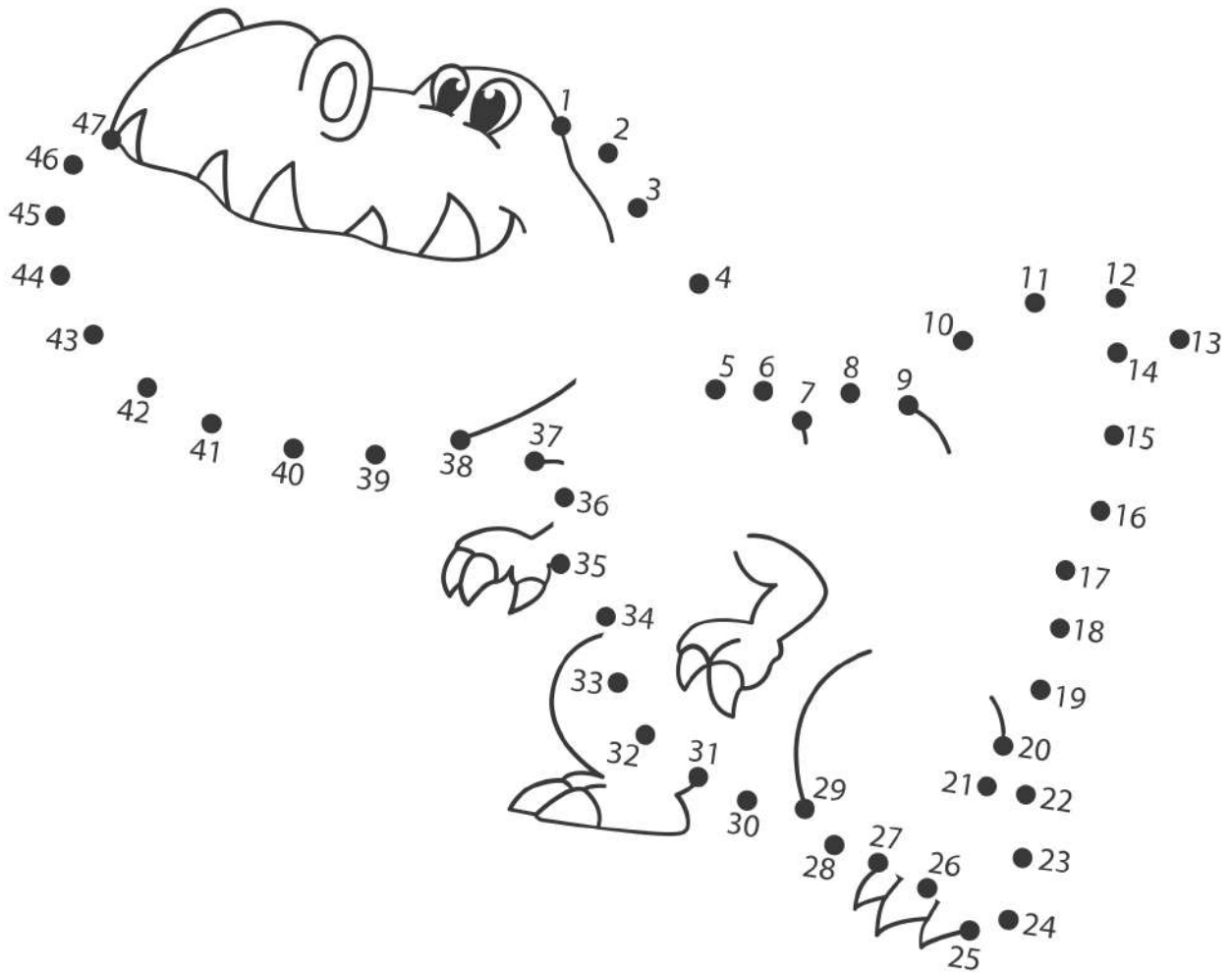








Extra Fun Activity:
Connect-the-dots



Answer key

Spring is in the Air

Solve the subtraction problems. Use the answers to solve the riddle by writing the letters with their answers on the lines below.

$$\begin{array}{r} \text{A } 326 \\ - 85 \\ \hline \end{array}$$

$$\begin{array}{r} \text{F } 87 \\ - 59 \\ \hline \end{array}$$

$$\begin{array}{r} \text{Y } 73 \\ - 25 \\ \hline \end{array}$$

$$\begin{array}{r} \text{P } 978 \\ - 229 \\ \hline \end{array}$$

$$\begin{array}{r} \text{R } 503 \\ - 124 \\ \hline \end{array}$$

$$\begin{array}{r} \text{I } 265 \\ - 194 \\ \hline \end{array}$$

$$\begin{array}{r} \text{G } 97 \\ - 23 \\ \hline \end{array}$$

$$\begin{array}{r} \text{M } 81 \\ - 56 \\ \hline \end{array}$$

$$\begin{array}{r} \text{L } 300 \\ - 92 \\ \hline \end{array}$$

$$\begin{array}{r} \text{B } 433 \\ - 182 \\ \hline \end{array}$$

$$\begin{array}{r} \text{O } 846 \\ - 508 \\ \hline \end{array}$$

$$\begin{array}{r} \text{S } 524 \\ - 439 \\ \hline \end{array}$$

$$\begin{array}{r} \text{E } 660 \\ - 143 \\ \hline \end{array}$$

$$\begin{array}{r} \text{W } 741 \\ - 326 \\ \hline \end{array}$$

$$\begin{array}{r} \text{H } 800 \\ - 104 \\ \hline \end{array}$$

$$\begin{array}{r} \text{N } 808 \\ - 117 \\ \hline \end{array}$$



A P R I L S H O W E R S
 241 749 379 71 208 85 696 338 415 517 379 85

B R I N G M A Y F L O W E R S
 251 379 71 691 74 25 241 48 28 208 338 415 517 379 85

Answer Key

Why didn't the skeleton cross the road?

Solve the addition problems. Use the answers to solve the riddle by writing the letters with their answers on the lines below.

$$\begin{array}{r} \text{A } 276 \\ + 81 \\ \hline \end{array}$$

$$\begin{array}{r} \text{C } 297 \\ + 34 \\ \hline \end{array}$$

$$\begin{array}{r} \text{H } 81 \\ + 55 \\ \hline \end{array}$$

$$\begin{array}{r} \text{S } 199 \\ + 177 \\ \hline \end{array}$$

$$\begin{array}{r} \text{D } 104 \\ + 217 \\ \hline \end{array}$$

$$\begin{array}{r} \text{N } 275 \\ + 294 \\ \hline \end{array}$$

$$\begin{array}{r} \text{V } 57 \\ + 42 \\ \hline \end{array}$$

$$\begin{array}{r} \text{G } 66 \\ + 37 \\ \hline \end{array}$$

$$\begin{array}{r} \text{B } 371 \\ + 278 \\ \hline \end{array}$$

$$\begin{array}{r} \text{E } 87 \\ + 56 \\ \hline \end{array}$$

$$\begin{array}{r} \text{U } 345 \\ + 155 \\ \hline \end{array}$$

$$\begin{array}{r} \text{T } 18 \\ + 18 \\ \hline \end{array}$$

$$\begin{array}{r} \text{I } 493 \\ + 398 \\ \hline \end{array}$$



B	E	C	A	U	S	E	H	E	D	I	D	N	'	T
649	143	331	357	500	376	143	136	143	321	891	321	569		36
H	A	V	E	T	H	E	G	U	T	S				
136	357	99	143	36	136	143	103	500	36	376				

CERTIFICATE

OF COMPLETION

The ABC Bible Picture Adventure

PROUDLY PRESENTED TO

You have explored Bible stories from A to Z,
colored, traced, solved puzzles, and
learned about God's love.

We celebrate your faith, creativity, and hard work!



Tyler S. Greene

