

Copyright © 2025 Tylor S. Greene. All rights reserved.

First Edition

Unless otherwise indicated, all scripture quotations are taken from the New International Version ® NIV ®

All rights reserved. No part of this publication may be reproduced, stored, or transmitted in any form or by any means, electronic, mechanical, photocopying, recording, scanning, or otherwise, without written permission from the publisher or author, except a permitted by U.S. copyright law. It is illegal to copy this book, post it to a website, or distribute it by any other means without permission.

Written by: Tylor S. Greene

Illustrated by: Tylor S. Greene

Design by: Tylor S. Greene

Tylor S. Greene asserts the moral right to be identified as the author of this work.

Tylor S. Greene has no responsibility for the persistence or accuracy of URLs for external or third-party Internet Websites referred to in this publication and does not guarantee that any content on such website is, or will remain, accurate or appropriate.

Designations used by companies to distinguish their products are often claimed as trademarks. All brand names and product names used in this book and on its cover are trade names, service marks, trademarks, and registered trademarks of their respective owners. The publishers and the book are not associated with any product or vendor mentioned in this book. None of the companies referenced within the book have endorsed the book.

Biblical Text Citations

THE BIBLE ALPHABET ADVENTURE: 26 STORIES OF FAITH FROM A TO Z...

Scripture quotations are taken from the Holy Bible, New International Version ®
NIV ®

Copyright © 1973, 1978, 1984, 2011 by Biblica, Inc. ™ Used by permission of
Zondervan. All rights reserved worldwide, www.zondervan.com

The "NIV" and "New International Version" are registered trademarks of Biblica,
Inc.

The Bible Alphabet Adventure: 26 Stories of Faith from A to Z.

By Tylor S. Greene

Copyright © 2025 by Sean Namkung published under the pen name Tylor S.
Greene

ISBN: [Number]

1. Christian children's literature 2. Bible stories 3. Religious education

Printed in U.S.A. February 2025

For information, contact: The Chrio Publishing

Table of Contents



	 Introduction	 8
 A	 Adam & Eve	 9
 B	 Baby Moses	 13
 C	 Caleb	 17
 D	 David & Goliath	 21
 E	 Elijah	 25



Table of Contents

F	Fish & Loaves	29
G	Good Shepherd	33
H	Hannah	37
I	Isaac	41
J	Jesus	45
K	King Solomon	49





Table of Contents





















		
		
		 
		
		
		 

Table of Contents





R	Ruth 	77
S	Samuel	81
T	Ten Commandments 	85
U	Unity	89
V	Victory 	93
W	Wisdom	97

Table of Contents

X	eXciting News	101
Y	Young David	105
Z	Zacchaeus	109




Introduction

Welcome to The Bible Alphabet Adventure! This book will take you on an amazing journey through the Bible, from A to Z. Each letter brings a special story about God's love and the amazing people who followed Him. After each story, you'll find fun activities to help you practice your letters and enjoy beautiful object coloring.

How to Use This Book

- Read each story with your family
- Say the prayer
- Do the suggested activities
- Color the beautiful drawing
- Practice writing your letters



Adam & Eve



Adam & Eve: God's Creation

In the beginning, God made a beautiful world. He created light and dark, sky and sea, land and plants, sun and moon, birds and fish, and all the animals. Then God made something very special - the first people! He formed Adam from the dust of the ground and gave him life. God saw Adam was lonely, so He made Eve to be Adam's helper. God put them in a beautiful garden called Eden. He told them to take care of His creation and enjoy all He had made. Adam and Eve walked with God in the garden and were very happy.

Prayer: "Thank You, God, for making our wonderful world and for making me special too! Amen."

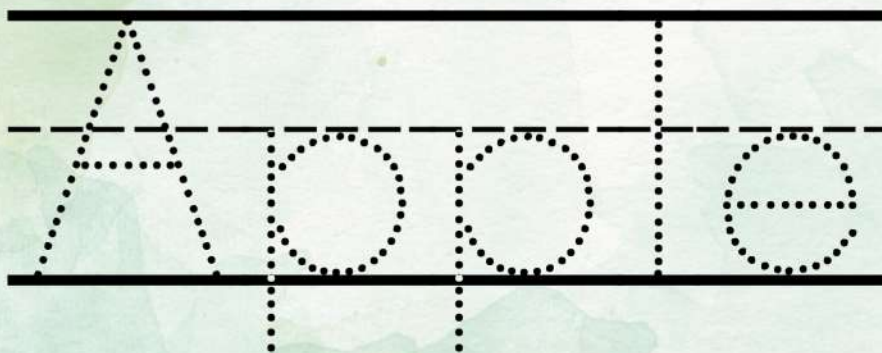




Activity:


1. Look outside and name three things God created.
2. Draw a picture of something beautiful God made.
3. Color the drawing and trace the word on the next page.

The Bible Alphabet Adventure - A

Color the drawing and trace the word



Baby Moses



Baby Moses: God's Protection

A long time ago, there was a special baby named Moses. His mother loved him very much, but it was not safe to keep him at home. So she made a special basket-boat, covered it with tar to keep it dry, and lined it with soft blankets. She placed baby Moses in the basket near the river. His big sister Miriam watched nearby. God had a wonderful plan! Pharaoh's daughter found the basket and wanted to keep baby Moses. Miriam was clever and asked if Moses' mother could care for him. God kept Moses safe and returned him to his mother to care for him.

Prayer: "God, thank You for keeping me safe. Please watch over me and my family. Amen."



Activity:

1. Pretend to rock baby Moses in your arms.
2. Give someone in your family a big hug.
3. Color the drawing and trace the word on the next page.

The Bible Alphabet Adventure - B

Color the drawing and trace the word



Banana

Caleb



Caleb: Trusting God

God promised His people a beautiful new home called the Promised Land. He chose twelve men to go look at this special place. Caleb was one of them! While others were scared of the big cities and tall people there, Caleb was brave. He trusted God would help them! Caleb told everyone, "We can do it because God is with us!" Because Caleb trusted God so much, God blessed him. When he was old, God gave him his very own part of the Promised Land. Caleb showed us that when God makes a promise, we can trust Him!

Prayer: "God, help me be brave like Caleb and trust Your promises. Amen."



Activity:

1. Stand tall and strong like Caleb.
2. Practice saying, "God is with me!"
3. Color the drawing and trace the word on the next page.

The Bible Alphabet Adventure - C

Color the drawing and trace the word



C
C a r r o t

David & Goliath



David & Goliath: God Gives Strength

A young shepherd boy named David took care of his father's sheep. One day, he visited his brothers, who were soldiers in God's army. A giant named Goliath was scaring everyone! He was nine feet tall! But David wasn't afraid. He knew God would help him. David picked up five smooth stones from a stream and took his sling. He told Goliath, "I come in the name of the Lord!" David put one stone in his sling, spun it around, and hit Goliath right on the forehead. The giant fell down! David won because he trusted God to give him strength.

Prayer: "Dear God, thank You for making me strong. Help me remember that with You, I can do big things! Amen."




Activity:

1. Count to five like David's stones.
2. Tell God something that makes you afraid.
3. Color the drawing and trace the word on the next page.

The Bible Alphabet Adventure - D

Color the drawing and trace the word



DUCK

A colorful illustration of the prophet Elijah. He is a man with brown, wavy hair and a full brown beard, looking upwards with a slight smile. He wears a blue tunic under a brown, open robe. He is holding two round, golden-brown loaves of bread with dark spots, one in each hand. A black raven is perched on his left shoulder, looking towards him. Several other ravens are flying in the sky around him. The background shows a landscape with rolling green hills, blue mountains, and a bright blue sky with white clouds. In the bottom left corner, there is a small white circle containing the number 25.

Elijah



Elijah: God Provides

There was a time when no rain fell for a very long time. God told His prophet Elijah to go to a special brook where he could find water. God sent birds called ravens to bring Elijah bread and meat every morning and every evening.

When the brook dried up, God sent Elijah to a widow who shared her last bit of food. God did an amazing miracle! The widow's flour and oil never ran out as long as they needed it. Even when things looked hard, God made sure Elijah and the widow had everything they needed.

Prayer: "Thank You, God, for giving me everything I need. Help me share with others like the widow did. Amen."




Activity:

1. Pretend to be a raven bringing food.
2. Share a snack with someone.
3. Color the drawing and trace the word on the next page.

The Bible Alphabet Adventure - E

Color the drawing and trace the word



Egyptian

Fishes & Loaves



Fish & Loaves: Jesus Feeds Many

One day, a huge crowd came to hear Jesus teach. When it was time to eat, the disciples were worried. "How will we feed all these people?" they asked. A little boy had five loaves of bread and two small fish. He shared his lunch with Jesus. Jesus thanked God for the food, broke the bread and fish into pieces, and gave it to His helpers to pass out. Everyone ate until they were full - all 5,000 people! They even had twelve baskets of leftovers. Jesus showed that when we share what we have, He can do amazing things!

Prayer: "Jesus, thank You for taking care of everyone. Help me share what I have with others. Amen."




Activity:

1. Count to five like the loaves of bread.
2. Count to two like the fish.
3. Color the drawing and trace the word on the next page.

The Bible Alphabet Adventure - F

Color the drawing and trace the word



flower

Good Shepherd



Good Shepherd: Jesus Loves Us

Jesus told a story about a good shepherd who loved his sheep very much. The shepherd knew each sheep by name, leading them to green grass and cool water. He kept them safe from wild animals. If one sheep got lost, the shepherd would look everywhere until he found it! Jesus said, "I am the Good Shepherd." Just like the shepherd cares for his sheep, Jesus cares for us. He knows our names, leads us in the right way, and keeps us safe. When we wander away, Jesus comes to find us!

Prayer: "Jesus, thank You for being my Good Shepherd. Thank You for taking care of me. Amen."

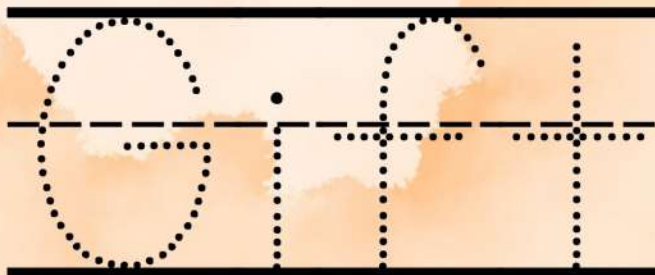


Activity:

1. Make sheep sounds together.
2. Count fluffy clouds that look like sheep.
3. Color the drawing and trace the word on the next page.

The Bible Alphabet Adventure - G

Color the drawing and trace the word



Hannah



Hannah: God Hears Prayer

Hannah wanted a baby very much. She was sad because she didn't have any children. One day, Hannah went to God's special house to pray. She prayed and prayed with all her heart. Hannah promised God that if He gave her a son, she would give him back to serve God. God heard Hannah's prayer! He gave her a baby boy named Samuel. When Samuel was old enough, Hannah kept her promise. She took him to live at God's house, where he helped Eli, the priest. God blessed Hannah with more children because she was faithful.

Prayer: "Dear God, thank You for hearing my prayers. Thank You for listening when I talk to You. Amen."



Activity:

1. Fold your hands and say a prayer.
2. Tell God something that makes you happy.
3. Color the drawing and trace the word on the next page.

The Bible Alphabet Adventure - H

Color the drawing and trace the word



H O U S E



Isaac

Isaac: God's Joy

Abraham and Sarah were very old and had no children. But God made them a special promise—they would have a son! Sarah laughed because she thought she was too old. But God keeps His promises! Soon, they had a baby boy named Isaac, who means “laughter.” Isaac brought so much joy to his parents! Everyone who heard their story laughed with happiness. God showed that nothing is too hard for Him, and He can bring joy even when we think it’s impossible.

Prayer: “Thank You, God, for giving us joy and laughter. Thank You for keeping Your promises. Amen.”




Activity:

1. Share something that makes you laugh.
2. Make someone else smile today.
3. Color the drawing and trace the word on the next page.

The Bible Alphabet Adventure - 1

Color the drawing and trace the word



Ice Cream

A colorful illustration of the Nativity scene. In the center, the baby Jesus lies in a manger of straw, wrapped in a blue cloth. Mary, wearing a blue veil and a blue and green dress, looks down at him with a gentle smile. Joseph, with a beard and wearing a white robe with a red sash and a blue cloak, stands to the right, his hands resting on the manger. Above the manger, a bright white dove with outstretched wings is illuminated by a beam of light from a star in the night sky. The background shows a stable with a wooden structure and a small bell tower, and a shepherd with a staff and a dog in the distance. The scene is lit with warm, golden light from the manger and cool blue light from the star and sky.

Jesus

The background of the page is a colorful illustration. At the top, a dark blue night sky is filled with stars of various sizes and colors, including a prominent bright yellow star with long rays. Below the sky, a green landscape features rolling hills, a small church with a blue dome and a red roof on the left, and a manger with a thatched roof on the right. Several white sheep are scattered across the grassy fields. The overall scene is peaceful and festive, representing the birth of Jesus.

Jesus: God's Greatest Gift

Long ago, God sent the most wonderful gift to the world - His Son Jesus! Jesus was born as a tiny baby in a town called Bethlehem. His mother, Mary, wrapped Him in soft clothes and laid Him in a manger because there was no room at the inn. Angels sang songs of joy! Shepherds came to see baby Jesus. Wise men followed a bright star to bring Him special gifts. Jesus came because God loves us so much. He grew up to teach people about God's love, help people who were sick, and show everyone how to love each other.

Prayer: "Thank You, God, for sending Jesus. Thank You for loving me so much! Amen."

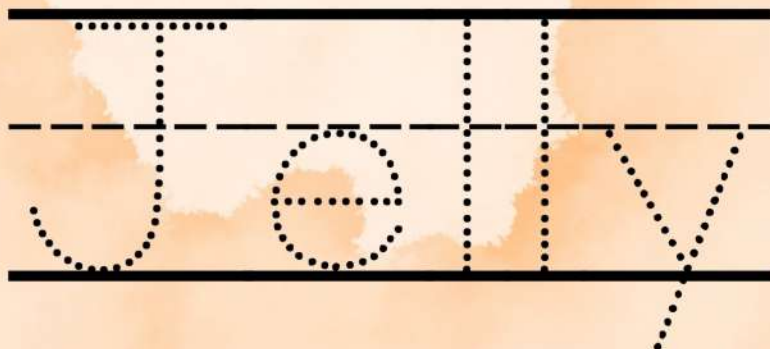



Activity:

1. Sing "Jesus Loves Me".
2. Give someone a hug to show God's love.
3. Color the drawing and trace the word on the next page.

The Bible Alphabet Adventure - J

Color the drawing and trace the word



King Solomon



The background of the page is a richly decorated palace interior. At the top center, a golden chandelier with several lit candles hangs from the ceiling. Below it, a golden throne with a purple cushion sits on a raised platform. The throne is flanked by ornate golden columns and arches. The walls are covered in intricate blue and gold patterns. The floor is made of large, polished tiles.

King Solomon: God's Wisdom

After David, his son Solomon became king. One night, God asked Solomon, "What would you like Me to give you?" Solomon could have asked for money or a long life, but instead, he asked for wisdom to be a good king. Solomon's prayer made God very happy! God said, "Because you asked for wisdom instead of riches, I will make you the wisest person ever. And I'll give you riches, too!" Solomon used his wisdom to help people solve problems and make good choices. He wrote many wise sayings that we can still read in the Bible today.

Prayer: "Dear God, please help me make wise choices like Solomon. Help me be smart and kind. Amen."

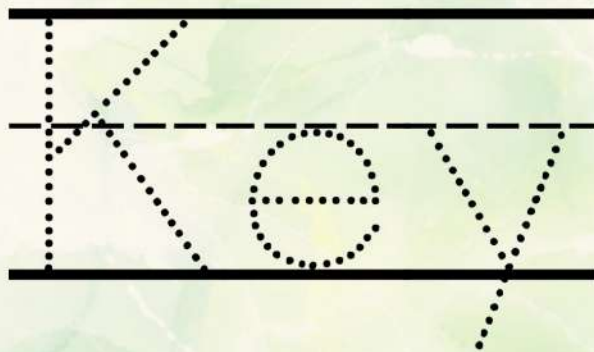

Activity:

1. Make a pretend crown like King Solomon.
2. Practice making good choices today.
3. Color the drawing and trace the word on the next page.




The Bible Alphabet Adventure - K

Color the drawing and trace the word



Lazarus





Lazarus: Jesus' Power

Jesus had a friend named Lazarus who lived with his sisters, Mary and Martha. One day, Lazarus got very sick and died. His sisters were very sad. Jesus came to visit them four days later. Jesus went to the tomb where Lazarus was buried and called out in a loud voice, "Lazarus, come out!" And guess what? Lazarus came walking out, all alive again! Everyone was amazed. Jesus showed He has power even over death. He wants us to know that we can trust Him with anything!

Prayer: "Jesus, thank You for Your amazing power. Thank You for showing us. You can do anything! Amen."




Activity:

1. Act out Lazarus walking out of the tomb.
2. Tell someone about Jesus' miracle.
3. Color the drawing and trace the word on the next page.

The Bible Alphabet Adventure - L

Color the drawing and trace the word



Light Bulb

Mary & Martha






Mary & Martha: Learning from Jesus

Two sisters named Mary and Martha were Jesus' friends. One day, Jesus came to visit their house. Martha was very busy cooking and cleaning to make everything perfect. But Mary sat at Jesus' feet, listening to Him teach. Martha got upset because Mary wasn't helping. But Jesus said Mary had chosen the best thing - spending time with Him and learning from Him. Jesus showed us that listening to Him is more important than being too busy!

Prayer: "Dear Jesus, help me stop and listen to You. Thank You for wanting to spend time with me. Amen."



Activity:

1. Practice sitting quietly for one minute.
2. Listen carefully when someone talks to you.
3. Color the drawing and trace the word on the next page.

The Bible Alphabet Adventure - M

Color the drawing and trace the word



Mango

A vibrant, cartoon-style illustration of Noah's Ark. The ark is a large wooden structure with a rainbow arching over it. Inside the ark, various animals are visible, including birds on the roof and a panda in a window. In the foreground, Noah, a bearded man in a white robe with a green sash, stands with his hands clasped and a wooden staff. He is surrounded by a variety of animals: a large grey bull, a tiger, a green lizard, a lion, a lion cub, a grey rabbit, a cow, and a penguin. The scene is set on a green grassy bank next to a small stream. The sky is blue with light rain falling. A large rainbow spans the top of the image.

Noah



Noah: God's Rainbow Promise

God asked Noah to build a big boat called the Ark because a flood was coming. Noah obeyed God even when others laughed at him. He built the Ark and filled it with two of every kind of animal.

Then the rain started! It rained for forty days and forty nights. But Noah, his family, and all the animals were safe and dry inside the Ark. When the flood was over, God put a beautiful rainbow in the sky. The rainbow was God's promise that He would never flood the whole earth again. Every time we see a rainbow, we can remember that God keeps His promises!

Prayer: "Thank You, God, for keeping Your promises. Thank You for rainbows that remind us of Your love. Amen."



Activity:

1. Make animal sounds like those on the Ark.
2. Draw a colorful rainbow.
3. Color the drawing and trace the word on the next page.

The Bible Alphabet Adventure - N

Color the drawing and trace the word



Notepad

Obedience





Obedience: Daniel's Choice

Daniel lived in a place far from home. The king wanted Daniel to eat special food from his table, but Daniel knew it wasn't what God wanted him to eat. Even though it might anger the king, Daniel obeyed God. He asked if he could eat vegetables and drink water instead. After ten days, Daniel and his friends looked healthier than anyone else! Because Daniel obeyed God, God blessed him with wisdom and strength. The king saw that following God's way was best!

Prayer: "Dear God, help me obey You even when it's hard. Thank You for showing us the right way! Amen."



Activity:

1. Try a new healthy food today.
2. Practice saying "I will obey."
3. Color the drawing and trace the word on the next page.


The Bible Alphabet Adventure - O

Color the drawing and trace the word



Orange

Peter



Peter: Walking on Water

One night, Jesus' friends were in a boat on a lake. The wind was very strong, and the waves were big!

Then they saw something amazing—Jesus was walking on top of the water! Peter called out, "Jesus, if it's really you, let me walk on the water too!" Jesus said, "Come!" Peter stepped out of the boat and started walking on the water toward Jesus. But when Peter looked at the big waves, he got scared and started to sink. "Jesus, help me!" he cried. Right away, Jesus reached out His hand and caught Peter. Jesus helped Peter back into the boat and said, "Why did you doubt?" This experience taught Peter that when we keep our eyes on Jesus and trust Him, we don't need to be afraid!"

Prayer: "Dear Jesus, help me trust You when I'm scared. Thank You for always being there to help me. Amen."




Activity:

1. Pretend to walk on water (use blue paper or blanket).
2. Make waves in a bowl of water with your finger.
3. Color the drawing and trace the word on the next page.

The Bible Alphabet Adventure - P

Color the drawing and trace the word



P
Pinwheel

Queen Esther





Queen Esther: Being Brave

Esther was a beautiful Jewish girl who became queen. The king didn't know she was Jewish. When a mean man named Haman made a plan to hurt God's people, Esther was scared. Her cousin Mordecai told her that maybe God made her queen for this special time! Even though she was afraid, Esther went to the king to save her people. She had to be very brave because no one was allowed to see the king without being invited. But God was with her! The king listened to Esther, and all of God's people were saved. Esther learned that God gives us the courage to do hard things!

Prayer: "Dear God, help me be brave like Queen Esther. Thank You for being with me when I'm scared. Amen."



Activity:

1. Dress up like a queen or king.
2. Practice being brave in small ways today.
3. Color the drawing and trace the word on the next page.

The Bible Alphabet Adventure - Q

Color the drawing and trace the word



Question

Mark

Ruth





Ruth: Showing Love

Ruth loved her mother-in-law, Naomi, very much. When Naomi had to move back to her hometown, Ruth went with her, even though it meant leaving her own home. "Where you go, I will go," Ruth told Naomi. In the new place, Ruth worked hard, picking leftover grain in the fields to get food. A kind man named Boaz saw how loving Ruth was to Naomi. Boaz helped Ruth and later married her. God blessed Ruth for her kindness and love. She even became part of Jesus' family tree!

Prayer: "Dear God, help me show love like Ruth did. Thank You for people who love me. Amen."




Activity:

1. Help someone in your family today.
2. Make a card for someone you love.
3. Color the drawing and trace the word on the next page.

The Bible Alphabet Adventure - R

Color the drawing and trace the word



Rose

Samuel



Samuel: Listening to God

When Samuel was a little boy, he lived in God's temple with a priest named Eli. One night, while Samuel was in bed, he heard someone calling his name. "Samuel! Samuel!" He thought it was Eli calling, so he ran to him. But Eli said he didn't call. This happened three times! Then Eli realized God was calling Samuel. He told Samuel to say, "Speak, Lord, I'm listening." When God called again, Samuel listened. God gave Samuel an important message, and Samuel grew up to be a great prophet who always listened to God.

Prayer: "Dear God, help me listen when You speak to me. Thank You for talking to us. Amen."




Activity:

1. Practice being quiet and listening.
2. Draw a picture of Samuel in bed.
3. Color the drawing and trace the word on the next page.

The Bible Alphabet Adventure - S

Color the drawing and trace the word



Strawberry

Ten Commandments



Ten Commandments: God's Rules

God called Moses to climb up a tall mountain. There, God gave Moses ten special rules written on stone tablets. These rules help us know how to love God and be kind to others. God said to love Him most of all, to be good to our parents, to tell the truth, and to be happy with what we have. These rules are like a map that shows us how to love God and be kind to others. They were God's way of showing us how to live happy lives and be good friends. Even today, God's rules help us make good choices!

Prayer: "Dear God, thank You for giving us rules to help us. Please help me follow Your rules today. Amen."




Activity:

1. Count to ten with your fingers.
2. Draw stone tablets.
3. Color the drawing and trace the word on the next page.

The Bible Alphabet Adventure - T

Color the drawing and trace the word



Unity





Unity: Working Together

After Jesus went back to heaven, His friends gathered in one place to pray. Suddenly, something amazing happened! God sent His Holy Spirit to help them. The room filled with the sound of a mighty wind, and it looked like small flames of fire rested on each person. Then they could speak languages they never learned before! People from many different countries could understand them talking about God's love. Everyone was amazed! This showed that God wanted people from everywhere to hear about Jesus and to work together as one big family.

Prayer: "Dear God, help me be kind and work together with others. Thank You for making us all part of Your family. Amen."

A colorful illustration of a group of children and adults kneeling in prayer. They are gathered around a central lamp on a circular rug. The room has stone walls and a wooden ceiling with a hanging lamp. The scene is warm and peaceful, with soft lighting from the lamps.

Activity:

1. Say "hello" in different languages.
2. Hold hands and do a simple task together.
3. Color the drawing and trace the word on the next page.

The Bible Alphabet Adventure - U

Color the drawing and trace the word



U m b r e l l a

Victory



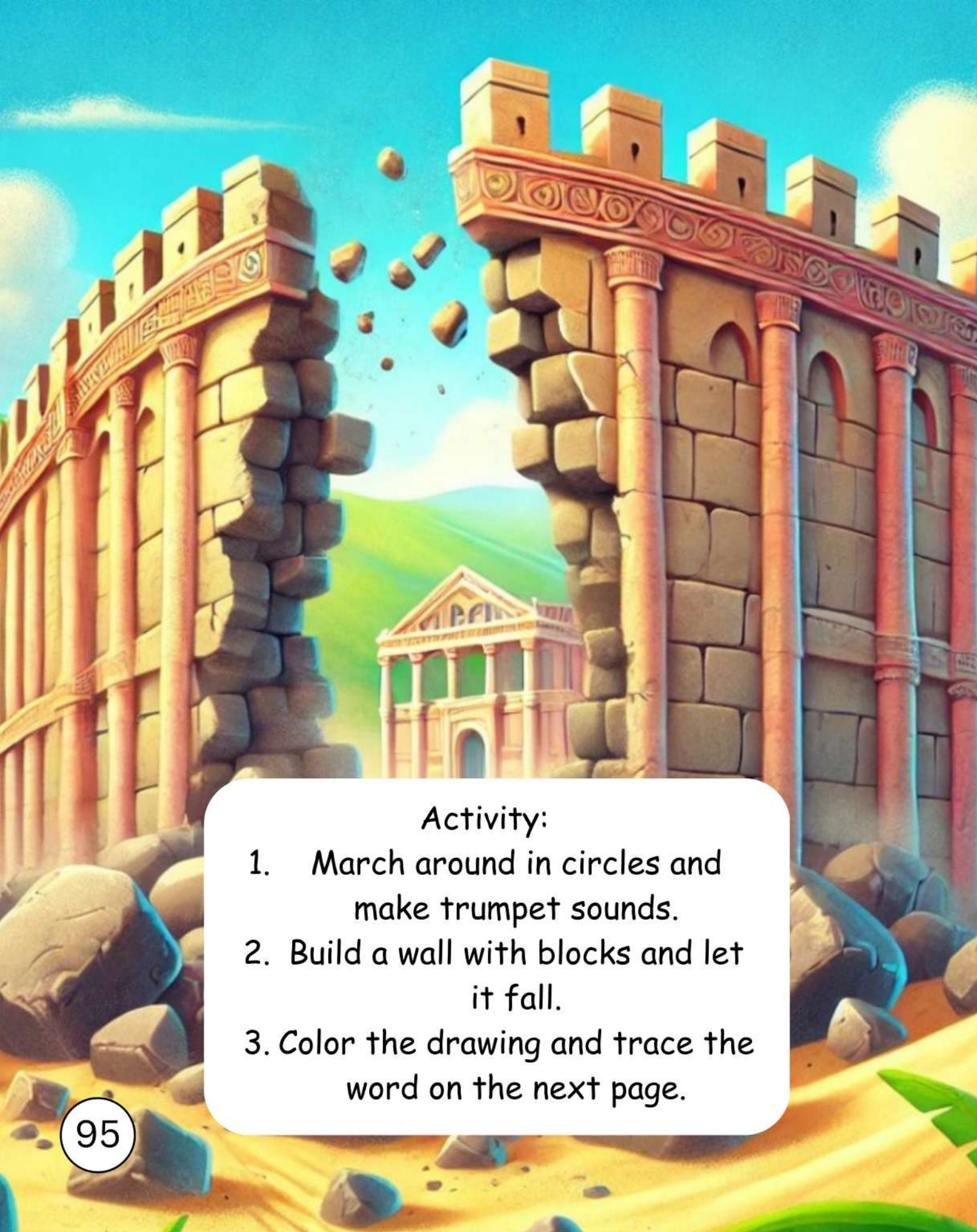


Victory: Joshua at Jericho

God told Joshua and his people to march around the city of Jericho. The city had big, strong walls. They marched for six days, and on the seventh day, they marched seven times!

Then they blew their trumpets and shouted really loud. Guess what happened? The big walls fell down! His special plan. This showed everyone that God can do amazing things when we trust and obey Him!

Prayer: "Dear God, thank You for helping us win Your way. Help me trust and obey You. Amen."

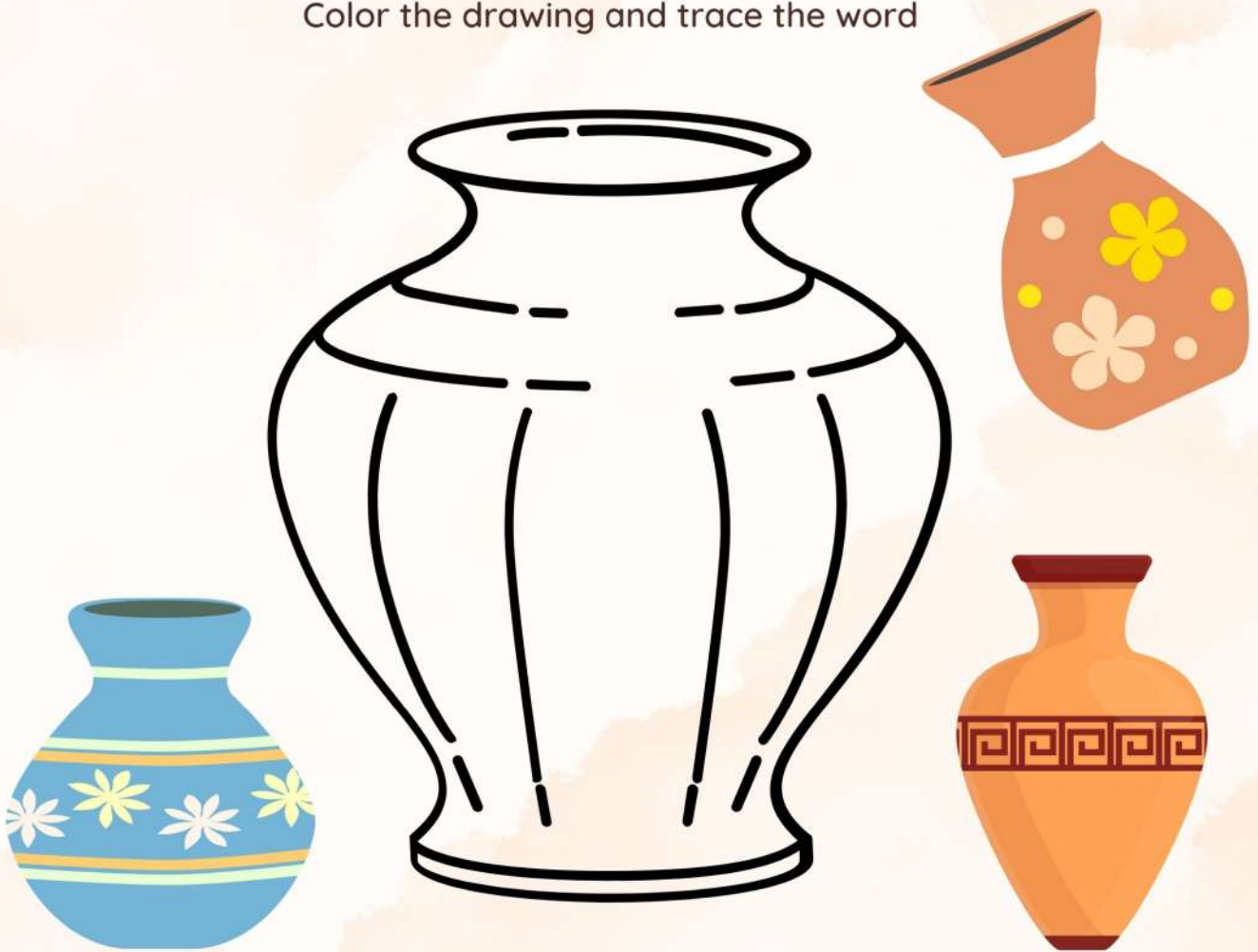


Activity:

1. March around in circles and make trumpet sounds.
2. Build a wall with blocks and let it fall.
3. Color the drawing and trace the word on the next page.

The Bible Alphabet Adventure - V

Color the drawing and trace the word



vase

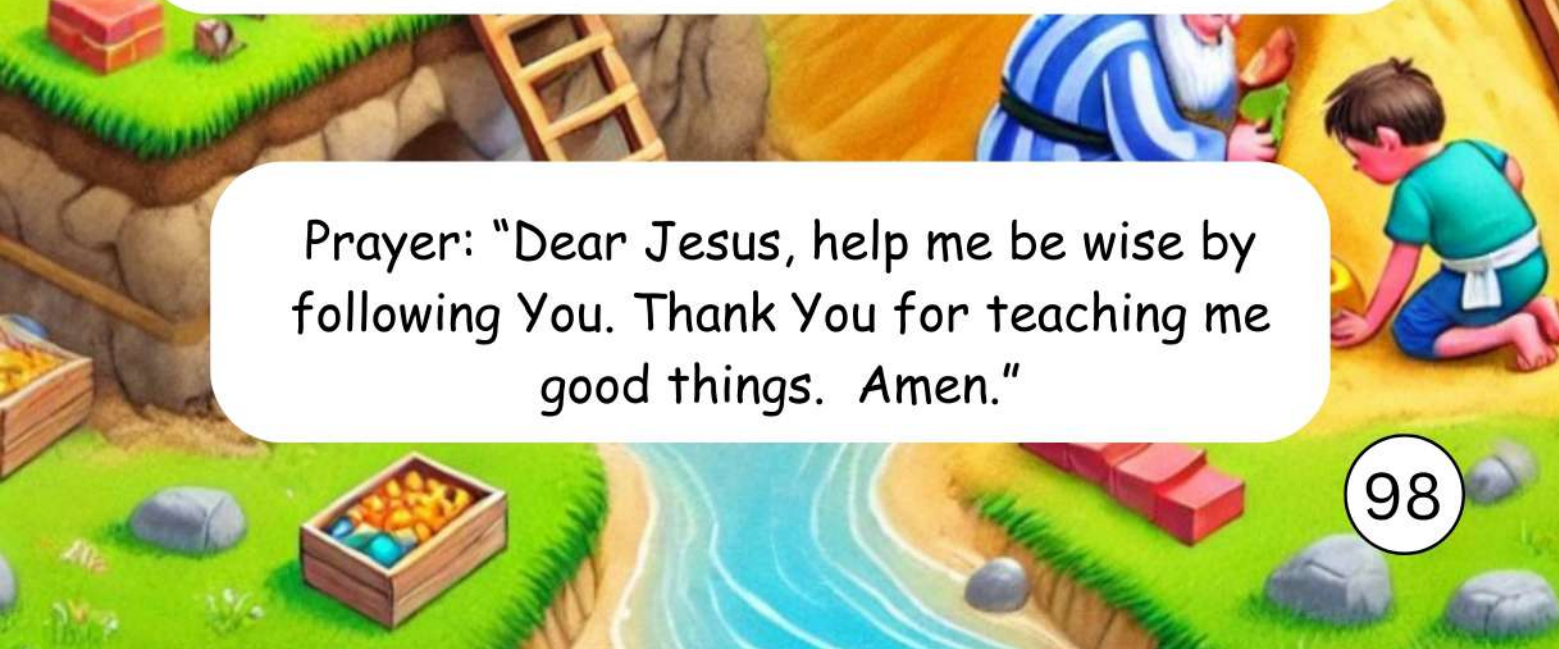
Wisdom





Wisdom: Following Jesus

Jesus tells us that a wise person builds their house on a rock. When the rain comes, and the wind blows, the house stays strong! But a foolish person builds their house on the sand. When storms come, that house falls down. Jesus said this is like people who listen to His words and obey them - they are wise and strong like the house on the rock. When we follow Jesus' teachings, we are wise and building our lives on something strong!



Prayer: "Dear Jesus, help me be wise by following You. Thank You for teaching me good things. Amen."


Activity:

1. Build with blocks on different surfaces.
2. Make good choices today.
3. Color the drawing and trace the word on the next page.



The Bible Alphabet Adventure - W

Color the drawing and trace the word



Watermelon

eXciting News




eXciting News: Jesus Lives!

Early one Sunday morning, some women went to Jesus' tomb. But the big stone was rolled away!

An angel told them exciting news: "Jesus is alive! He is not here!" The women ran to tell Jesus' friends the happy news. Later, Jesus appeared to many people. He showed them He was really alive! This is the most exciting news ever - Jesus beat death and is alive forever! Now, everyone who loves Jesus can live with Him forever, too.

Prayer: "Thank You, Jesus, for coming alive again. Thank You for giving us life forever with You. Amen."

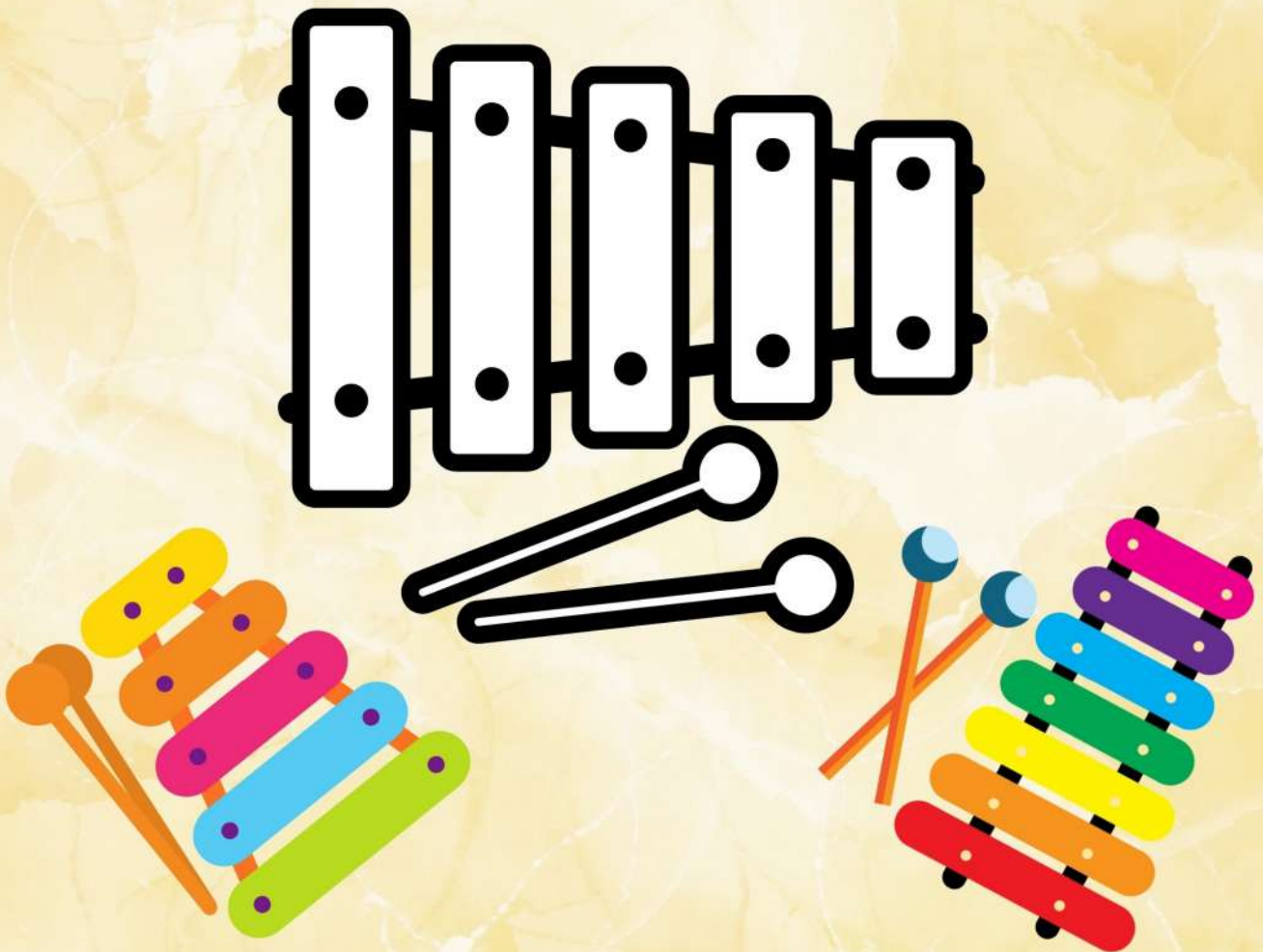


Activity:

1. Roll a ball like the stone.
2. Run and share the good news.
3. Color the drawing and trace the word on the next page.

The Bible Alphabet Adventure - X

Color the drawing and trace the word



Xylophone

Young David





Young David: A Heart for God

When David was young, he took care of his father's sheep. He played music on his harp and wrote beautiful songs about God. Even though he was the youngest in his family, God chose David to be king! God didn't look at how tall or strong David was - God looked at David's heart. David loved God very much and trusted Him. That's why God called David "a man after my own heart."

Prayer: "Dear God, help my heart to love You like David did. Thank You for loving me. Amen."





Activity:


1. Make music and sing to God.
2. Draw hearts and decorate them.
3. Color the drawing and trace the word on the next page.

The Bible Alphabet Adventure - y

Color the drawing and trace the word



Zacchaeus





Zacchaeus: Jesus' Friend

Zacchaeus was a very short man who collected taxes. Many people didn't like him because he took too much money. One day, Jesus was coming to town! Zacchaeus wanted to see Jesus so badly that he climbed up a tree. When Jesus walked by, He looked up and said, "Zacchaeus, come down! I want to visit your house today!" Zacchaeus was so happy! He came down quickly and welcomed Jesus. After meeting Jesus, Zacchaeus changed - he gave back the money he had taken and became kind to others.

Prayer: "Dear Jesus, thank You for being my friend and helping me change. I love You. Amen."

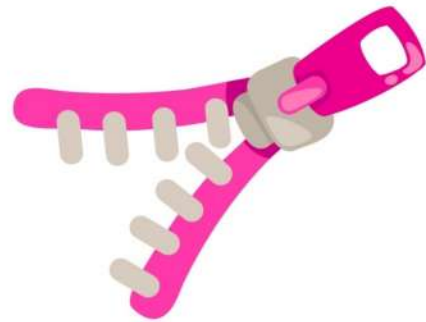
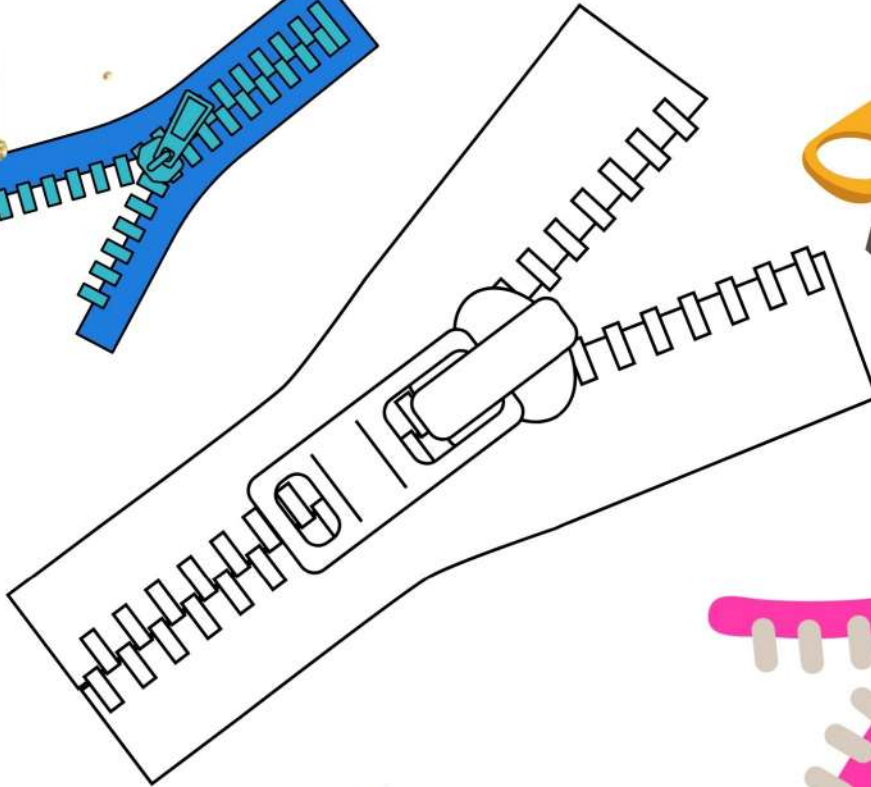
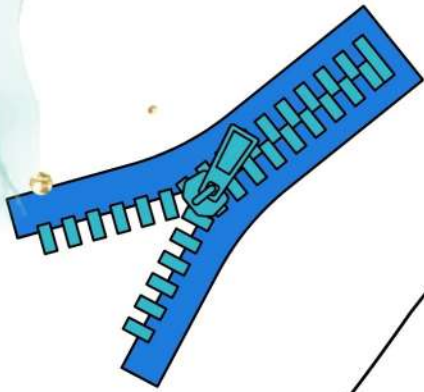


Activity:

1. Welcome a new friend.
2. Share your toys with others.
3. Color the drawing and trace the word on the next page.

The Bible Alphabet Adventure - Z

Color the drawing and trace the word



Great job!

Yay!!

