

# Interactive Ancient Egypt Activity Book

Fun Learning with Writing,  
Drawing, Puzzles, and Crafts for  
Kids Ages 5-9. Full - Color  
Pages Inside.

Alanna Loxley



© [2025] Alanna Loxley. All rights reserved

No part of this publication may be reproduced, distributed, or transmitted in any form or by any means, including photocopying, recording, or other electronic or mechanical methods, without the author's prior written permission. Any unauthorized use, including copying, reproduction, or distribution of this book or portions thereof, constitutes copyright infringement and is subject to legal action.

Book Title: Interactive Ancient Egypt Activity Book: Fun Learning with Writing, Drawing, Puzzles, and Crafts for Kids Ages 5-9. Full - Color Pages Inside.  
Explore the World Series: Egypt, China, Rome & More!

Author: Alanna Loxley

## Table of Contents

Introduction.....	4
Welcome to Ancient Egypt .....	5
Life by the Nile .....	12
The Mystery of Hieroglyphics .....	17
The Great Pharaohs .....	23
Pyramids and Tombs .....	32
Egyptian Gods and Myths .....	39
Egyptian Art and Fashion .....	50
Your own scroll .....	57
Test yourself! .....	63
Answers.....	69



Dear parents!

This book will help your children learn about the world of Ancient Egypt while developing their creativity and thinking skills. Each page has different activities that make learning fun. Your child will do all sorts of activities, like writing, drawing, solving puzzles, and making crafts, as they learn about the ancient Egyptian culture.

Here's how to use this book:

**Interactive activities:** Each chapter has writing, drawing, puzzles, and crafts that let your child actively participate. Motivate your child to complete the activities at his or her own pace and help him or her if needed.

**Support creativity:** Encourage your child to use their imagination when drawing, building models, or solving problems. This helps them think creatively.

**Stories and characters:** Each chapter has interesting facts and stories about Ancient Egypt. There are also exercises to learn hieroglyphic writing, which is an ancient writing system.

**Colored pages:** The book has bright, colorful pictures that will make learning fun for kids.

**Playful approach:** This book was created to make learning interesting and fun.

The most important thing is to encourage your child to explore by playing, drawing, and learning together. Enjoy the process and help your child discover new ways to learn about Ancient Egypt!

## 1. WELCOME TO ANCIENT EGYPT

The Egyptian cat Lilo woke up and blinked. She saw that there was only sand around her. The sand was warm and golden.

Lilo stretched and said: "Meow?"

The sun was shining brightly, and a turtle was crawling nearby.

- Good morning!" She said. You are in Egypt, Lilou!

The cat looked around and saw a big pyramid far away.

- Meow! I'm home!" Lilo was happy and ran across the sand, leaving small footprints.

Lilo will be with you as you read this book and learn about the secrets and history of ancient Egypt.



## What is Ancient Egypt?

A long time ago, when there were no phones or cars, a powerful country called Ancient Egypt lived near the great Nile River.

There were pharaohs like kings, pyramids like giant houses for kings, and wonderful drawings – hieroglyphs that replaced letters!

The Egyptians were experts in building, healing, and even writing on stone. They believed in many gods, including Ra, the sun god.

Ancient Egypt is like a fairy tale. That's why it's so interesting!



Meow, hello, explorer! It's me, Lilu the cat!


This is a magical map of ancient Egypt. The Nile River runs through the middle of it. We will travel along this river in our book.

This map shows where we've been! Each new page will take you to amazing places:

- The Pyramids of Giza
- The Valley of the Kings
- Karnak Temple
- The Scribe's School
- The Nile River
- Abu Simbel
- The Temple of the God Ra

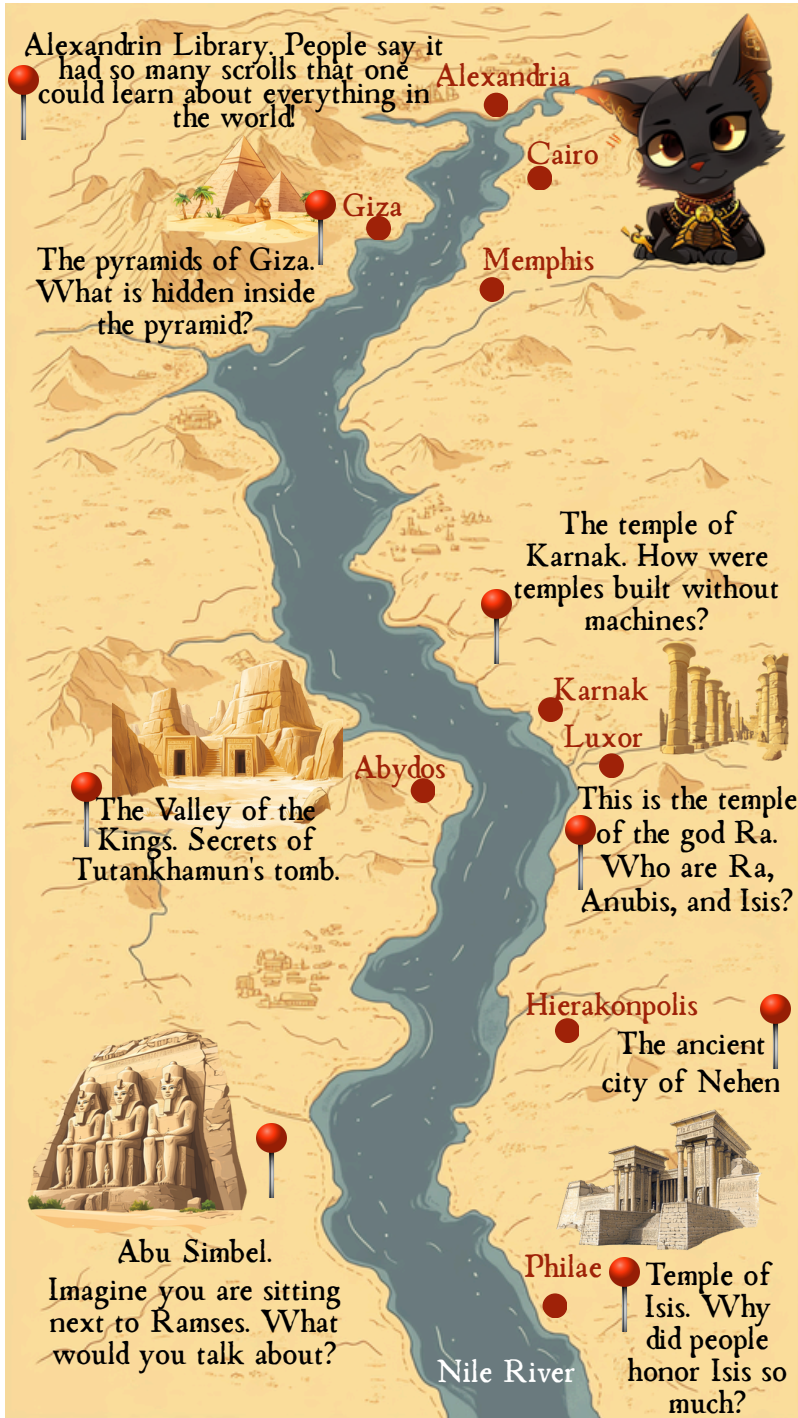
And many more interesting things!

Your task:

Each time you reach a stop in the book, look for it on the map and mark it with a . When we finish the journey, the whole map will be filled with your marks. It will be your own historical adventure that you can be proud of!



Take a pencil and open the page.



Alexandria Library. People say it had so many scrolls that one could learn about everything in the world

Alexandria

Cairo

Giza

The pyramids of Giza. What is hidden inside the pyramid?

Memphis

The temple of Karnak. How were temples built without machines?

Karnak

Luxor

The Valley of the Kings. Secrets of Tutankhamun's tomb.

Abydos

This is the temple of the god Ra. Who are Ra, Anubis, and Isis?

Hierakonpolis

The ancient city of Nehen



Abu Simbel.

Imagine you are sitting next to Ramses. What would you talk about?



Philae


Temple of Isis. Why did people honor Isis so much?

Nile River

Find 5 differences.



Exercise. Connect the pyramid with its shadow.





Your task is to practice your writing and learn new words related to Egypt.

Egypt - is a country with a lot of sun, sand, and heat. There is the great Nile River and the old pyramids that were built by ancient people a long time ago. The pharaohs were kings who lived in Egypt. There are also camels, palm trees, and interesting fairy tales.

Egypt

history

History - is the study of important events that happened a long time ago. These are stories about people who lived before us, what they did, what they invented, and how they changed the world.



## 2. LIFE BY THE NILE



The sun rises over the river.  
Lilu, a black Egyptian cat,  
wakes up on a warm stone  
near the hut.  
Today, she is going fishing.

In ancient Egypt, people lived near the Nile  
because there was plenty of water and food.



A fish flashed in the water,  
and Lilou watched closely.

Out of nowhere, a huge  
crocodile swims by, but  
it's smiling!

Lilou is not afraid; she  
knows how to be careful.

And so Lilu thinks:  
"Today I was brave,  
smart, and a little bit  
magical!"



## The Nile River and its importance in ancient Egypt


The Nile River is one of the longest rivers in the world. It flows through many countries, but it was especially important to ancient Egypt.

What was the Nile for the Egyptians? It was the most important road in the country. Every year, when the river flooded, its waters brought rich black silt soils that made the land very fertile. The Egyptians called this the "gift of the Nile." This gift allowed people to grow wheat, barley, legumes, fruits, and vegetables. This gave them food and the opportunity to trade with other countries.




The Nile was important for more than just feeding people. It was also important for transportation. Boats on the river helped transport goods, people, and building materials to create the pyramids and temples. The Egyptian gods also believed in the power of the river. They thought the Nile was a gift from the gods. They believed that the river's water helped them live and prosper.

The Nile was also important for religion. The Egyptians worshiped the god of the Nile, Hapi. He was a very big man who brought lots of water and made the land fertile. The gods and goddesses of Ancient Egypt were also closely connected with the Nile River because life in Egypt was impossible without it.



Color and memorize the animals that live near the Nile River.






Your task is to practice your writing and learn new words related to Egypt.

The Nile is a large river that flows through Egypt. It provided people with water to drink, space to grow plants, and a way to travel by boat.

A crocodile is a big animal with a long tail and teeth that lives in the water. There were a lot of crocodiles in the Nile River!

Nile

crocodile



### 3. THE MYSTERY OF HIEROGLYPHICS

A long time ago, in the land of sands and pyramids, people invented magic signs – hieroglyphs.

These were drawings that were used to write messages instead of letters.

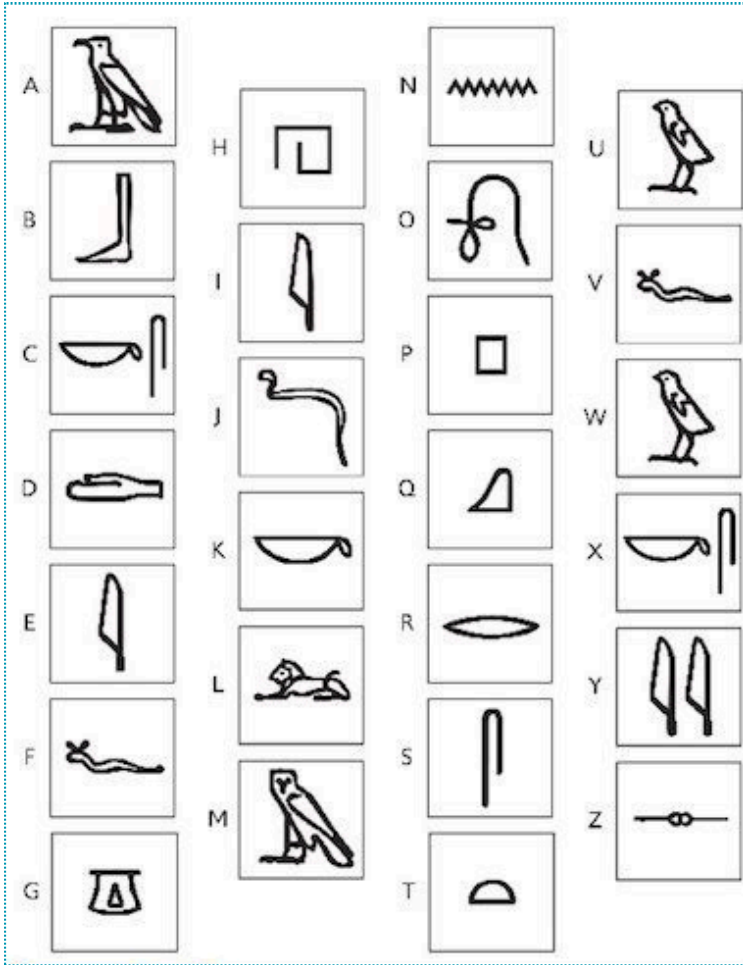
Each sign is either a sound or a whole word!

The Egyptians had a different kind of writing. Instead of using the letters "A," "B," or "C," they used pictures of owls, water, snakes, and other animals.

The scribes knew hundreds of such signs and passed on important news to Pharaoh.

👉 Now you will see what the alphabet looks like in Egyptian hieroglyphics!





Imagine you are a young writer in ancient Egypt.  
Write your name using Egyptian hieroglyphics!



Tip: Use the hieroglyphic table to find the symbols for each letter of your name.

---



---



---



---


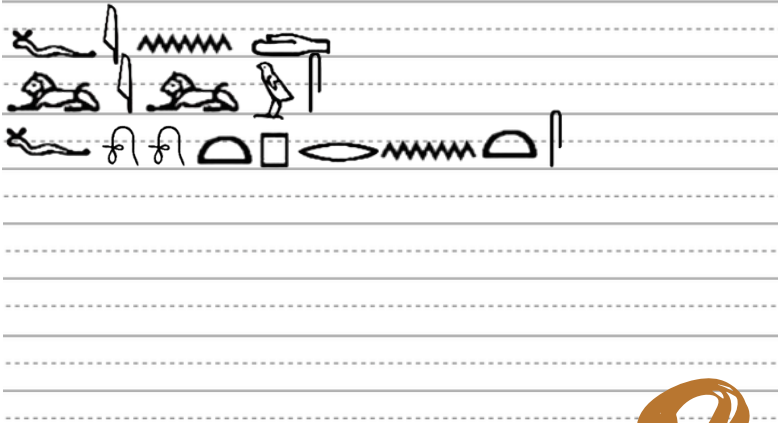


---



---

Mission. Lilou has left you a message in hieroglyphics. Decipher it and write



A		H		N		U	
B		I		O		V	
C		J		P		W	
D		K		Q		X	
E		L		R		Y	
F		M		S		Z	
G		T					

Lilou visited the ancient library of Alexandria and left her footprints there.

📖 Look for five traces of Lilou among the scrolls, tables, and bookshelves.

✏️ Use circles to indicate the correct answers.

Be careful—some of the traces are well hidden! 😊



The task is to... Solve the mystery of the library.  
Connect each scroll with the theme that matches it.



Your task is to practice your writing and learn new words related to Egypt.



Hieroglyphs are drawings that the ancient Egyptians used instead of letters. Each drawing stood for a word or sound.

Hieroglyphs

Papyrus



Papyrus is a special kind of paper made from a plant that grew near the Nile River. The Egyptians used papyrus to write hieroglyphs and draw pictures.

## 4. THE GREAT PHARAOHS

### Who are the pharaohs?

A long time ago, there were special rulers in a faraway country called Egypt. These rulers were called pharaohs.

A pharaoh is like a king or queen, but the pharaoh is from Egypt. They ruled the whole country, built pyramids, ordered temples to be built, and protected their people. Pharaohs were seen as more than just people; they were considered sons of the sun. In ancient Egypt, they believed that the sun god Ra chose the pharaoh. That is why everyone worshiped him.

Pharaoh wore special clothes. He wore white linen clothes, a lot of jewelry, and a crown or nemes (a striped cloth headdress) on his head. The pharaoh always held two symbols of power in his hands: a rod and a whip.



Pharaohs loved cats. They thought of them as sacred animals. If Lilou the cat were in Ancient Egypt, she would definitely be loved! Pharaohs didn't actually live in pyramids. They built them as tombs. They were huge stone tombs.

The most famous pharaoh that people often mention is Tutankhamun. He became pharaoh when he was almost a child—only 9 years old!

Pharaohs were strong, wise, and a little mysterious. Thanks to them, temples, statues, and scrolls with hieroglyphs—as well as the legendary pyramids—appeared in Egypt!




## Lilou in Pharaoh's tomb



- It's a sarcophagus! The pharaoh slept here. Whoever tries to wake him up will not get a mouse!




- And this is his throne! But now I am Queen Lilu the First!



- These statues protect the pharaoh. Shhh. I can be very strict too!




Go through the maze and find your way to  
Pharaoh's treasures!



Gold masks, precious jewelry, chests with precious stones, and even toys for children have been found in the tombs of Egypt's pharaohs. These discoveries help us understand how ancient people lived


Imagine yourself as an ancient Egyptian artist!  
This page has an outline of a pharaoh and many  
interesting decorations. Pick the elements you  
like best, color them, cut them out with scissors,  
and decorate them with your own unique  
pharaoh!



Color the picture. Use bright colors for the pharaoh and make the cats colorful! Remember the details: the pharaoh's crown, his clothes, and his jewelry.

Count the cats!

Look closely – how many cats are around Pharaoh? Count them and write your answer here:

 Total cats: This is \_\_\_\_\_.



## What did the pharaoh wear?

(Short story + quiz)

In ancient Egypt, there lived a pharaoh named Rameses. He was a wise ruler and a fashion icon. Every morning, his servants helped him get dressed because he loved to look good

First, they put on white linen clothes. They chose light fabric because it was hot in Egypt.

Then they put on a golden breastplate that shone in the sun like a star. He also wore a special crown called a nemesis. It was a striped cloth that fell over his shoulders. The pharaoh also had a rod and a whip. These were symbols of his power.

And, of course, let's not forget the leather sandals, because running barefoot in the sand is not very comfortable, even if you are a pharaoh!



✓✗ Questions. Please choose "Yes" or "No."

Did Pharaoh wear white linen clothes?

Did Pharaoh wear a striped crown called a "nemes"?

Did Pharaoh wear a down jacket when it was cold?

Did Pharaoh wear a golden necklace?

Did Pharaoh run barefoot on the hot sand?

Did the pharaoh use a rod and a whip to show his power?

Did the pharaoh wear a hat of flowers?

Was the pharaoh a fashion icon in ancient Egypt?

Did the pharaoh wear leather sandals?

Did the pharaoh live in a cold country with snow?

Your task is to practice your writing and learn new words related to Egypt.

A pharaoh was a king in ancient Egypt. He was the main ruler, and people considered him a god.



Pharaoh

Throne



A throne is a special chair that the pharaoh sits on when he rules the country. The throne represents his great power.

## 5. PYRAMIDS AND TOMBS

### Lilu and the Mystery of the Pyramid



One warm day, Leeloo was walking near the museum when she noticed a shiny grain of sand spinning in the air. She touched it, and suddenly—bam!—she found herself in the middle of an actual Egyptian desert! A large pyramid stood in front of her. Its top was shining in the sun, and its doors were slightly open. Although she was a little scared, Lilu went inside.

It was dark inside, but the hieroglyphs on the walls were glowing and moving! One inscription said, "Whoever solves this riddle will find the way home."

Lilu moved on and saw a big room where a cat in a golden crown was sitting! 🐱 He looked at her with wise eyes and purred



- To find the way out, tell me what is most important in the desert.

Lilu thought about  
it and answered,  
"Water!"

The cat purred  
happily, and a secret  
passage appeared in  
the wall. She went  
through it and  
found herself back  
at the museum,  
holding a small  
pyramid.

She smiled.

Next time, I'll  
remember to bring a  
bottle of water  
with me.




## Here's how to make a paper pyramid

Today, we're going to make a paper pyramid, just like real archaeologists did in ancient Egypt! It's interesting and easy! So, let's get started!

### You will need:

- Pyramid template (with a square base and 4 triangles)
- Scissors
- Glue or double-sided tape
- Pencil (for drawing fold lines, if needed)
- Ruler (for accuracy)



### Here are the step-by-step instructions:

1. Cut out the template.

Take the pyramid template and carefully cut out all the parts. You should have one large square (the base of the pyramid) and four triangles (the sides of the pyramid).

2. Prepare the flaps for gluing.

Each triangle has a small flap on one side. This will help us stick the sides of the pyramid together.

Use a ruler and a pencil to draw the fold lines on these flaps. Remember that you will need to bend them!

3. Bend the flaps.

Now gently bend the flaps on the triangles. This will make it easier to glue them to the bottom of the pyramid.

4. Glue the sides of the pyramid together. Begin by gluing one of the triangles to the square base. Don't forget the flap! Glue it to one side of the square.

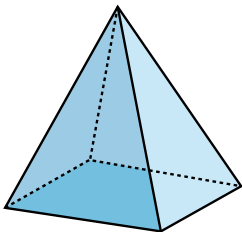
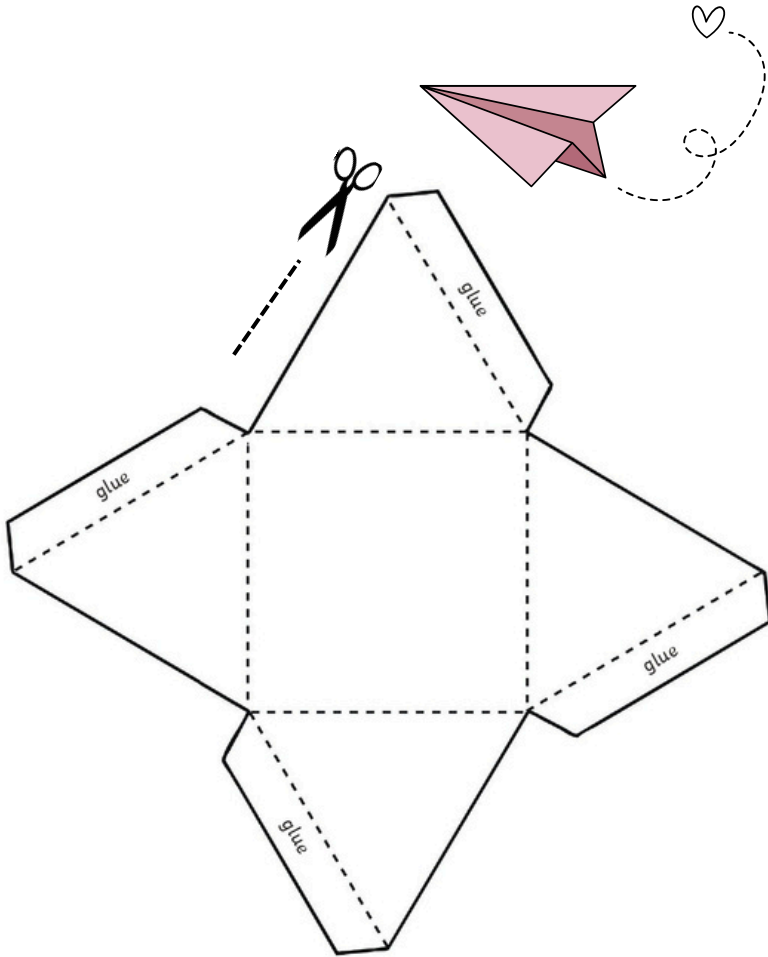
Then take the second triangle, glue it to the base again, and glue the flap to the adjacent side. Repeat this step with the other triangles.

5. Finish the pyramid by gluing the last triangle to the top edge of the base. The pyramid will start to take shape!

When all the triangles are in place, you will have a beautiful pyramid! You can press on the glued parts to make sure they stick well.

## 6. Finish:

Let the glue dry and let the pyramid stay stable.



Imagine you are an archaeologist setting out to explore the mysterious tomb of a pharaoh. Your mission is to navigate the maze and reach the tomb.

Be careful—you will encounter scarabs along the way.

Count how many scarabs you find and write the number here \_\_\_\_\_



Exit

Your task is to practice your writing and learn new words related to Egypt.

A pyramid is a large triangular structure with large stones that was built in ancient Egypt. The pyramids were tombs for pharaohs and important people. They were buried with their treasures.



Pyramid

Mummy



A mummy is a human or animal body that has been preserved after being treated in a special way. The ancient Egyptians made mummies to keep the bodies of the dead alive after death.

## 6. EGYPTIAN GODS AND MYTHS

In Ancient Egypt, people believed in many gods, and each god had its own special power and responsibility. They thought that the gods helped to maintain order in the world and that all the events that occurred were the result of the gods' actions.

The main gods of Egypt:

Ra - the sun god Ra was one of the most important gods. He was the personification of the sun, which gives light and life. Every day, Ra traveled across the sky in his magnificent chariot, and at night he traveled through the dark world of the underworld to reappear the next morning.



Isis is the goddess of magic and motherhood. Isis was very wise and helped people. She was the wife of Osiris and loved her son Horus very much. Isis was often depicted with a crown in the form of a throne on her head, symbolizing her power as a goddess of power.



Osiris is the god of life and death. Osiris was the god of fertility and became the ruler of the realm of the dead. His brother, Seth, was jealous of him and took his life, but Isis brought Osiris back to life so that he could rule in the afterlife.



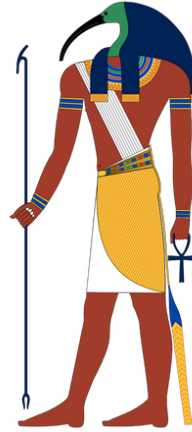
Horus is the god of the sky and the protector of the kingdom. Horus was the son of Isis and Osiris. He was often depicted with the head of a falcon, and his duty was to protect the pharaoh and all of Egypt from enemies.




Anubis is the god of burial and mummification. Anubis was a god who helped the dead enter the realm of the dead. He was depicted as a man with a jackal's head because jackals often roamed near tombs.



**Thoth** - he is the god of wisdom and writing. Thoth was the god of writing and science. He helped the gods keep records and maintain order in the universe. He was often shown with the head of an ibis (bird), which was a symbol of wisdom.



Connect the Egyptian god with his name using the arrows.



Thoth

Horus




Osiris

Isis

Ra



Anubis



## Lilu and the Lost Sun

One morning in ancient Egypt, the sun didn't rise. The sky was still dark, and people looked up, worried



All the great gods got together in the magnificent temple of Ra: Isis, Thoth, Osiris, Anubis, and others.

Ra said

"The sun has been taken by the bad forces." We need a brave messenger to bring it back.

Without hesitation, Lilu stepped forward. She was small but brave, and she had saved Egypt many times before.

The gods had given her gifts to help her:

- Isis gave her a silver bell that would show her the right way.
- Thoth gave her a scroll with spells that would help her.
- Anubis gave her a protective amulet.

Lilu quickly left on her journey. She ran through the hot desert, over old ruins, and through thick papyrus bushes. Her bell made a soft sound to show her the right way.

Finally, Lilu reached the giant pyramid, where black snakes hissed in the dark. She opened the scroll and whispered the words of Thoth. The snakes immediately fell asleep. In the middle of the pyramid, Lilu found a chest. When she opened it, she saw a small, dim sun.




Lilu touched it with her paw, and the sun immediately flashed with bright golden light. Lilu used her magic to bring the sun back to the temple.

Ra lifted it high into the sky, and the whole earth was filled with light and warmth again. The gods threw a big party to celebrate Lilu, and even Ra bowed down to the brave little cat.

Lilu was happy and tired. She fell asleep at the foot of the throne. In her dreams, there was light, adventure, and warm sunshine.

That's all.



The Sphinx is a statue of a lion that guards the pyramids in the hot Egyptian desert.

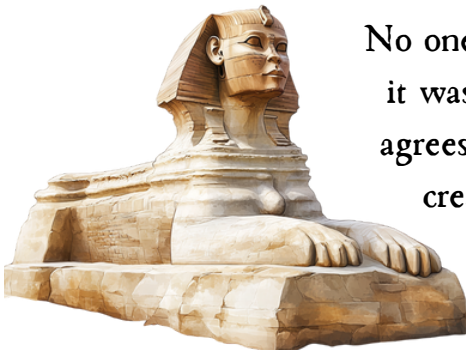
It looks like a lion with a human head. The Sphinx represents strength and protection because it makes sure that the pyramids stay intact. In ancient Egypt, it was believed to be a special guardian who never sleeps.



The Sphinx is in Egypt, near the city of Giza, on the plateau, next to the great pyramids, especially the pyramid of Pharaoh Chephren.

### The Old Sphinx

The Sphinx is very old. It is over 4,500 years old! It was built around 2550 BC on the orders of Pharaoh Chephren. No one knows exactly when it was built, but everyone agrees that the Sphinx was created to protect the pharaoh's tomb.



## The Lost Nose

The Sphinx was once very beautiful. It had a large nose, but you can't see that now. Why? There are several different versions. Some people think that it was damaged in the Middle Ages when people tried to destroy ancient statues. Others say that the nose just collapsed over time. No matter what, the Sphinx is still standing, even without a nose, and guarding the land of Egypt.

## Puzzles and Legends

The myths of the Sphinx have an interesting story. This wise and mysterious creature loved to ask riddles. He would ask everyone who tried to pass by, and only those who could guess his question would go on.

The story of the Sphinx and its riddles became very popular thanks to ancient legends. The most famous of these legends is the story of Oedipus.

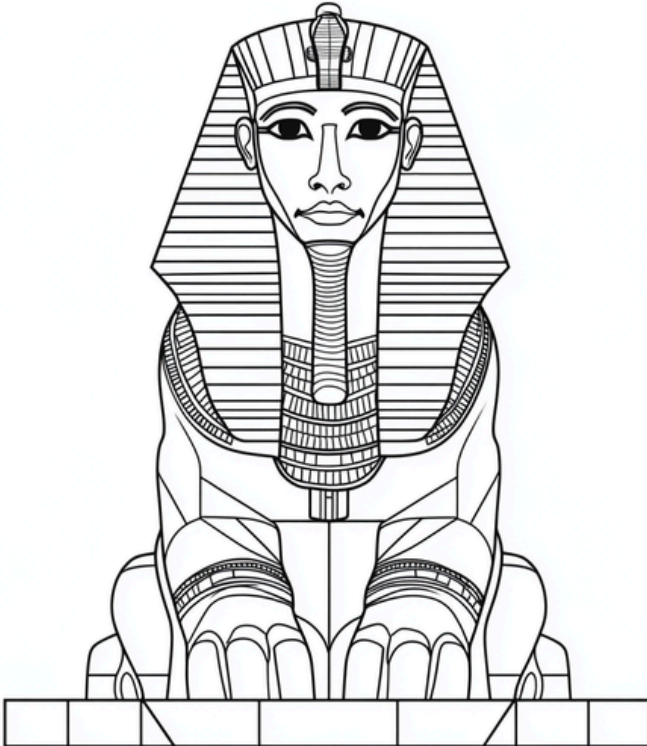


## The Color of the Sphinx

Can you imagine that? The Sphinx used to be brightly colored! Archaeologists believe that in ancient times it was painted red, yellow, and other colors. But over time, the paint disappeared, and now we can only see the Sphinx in its natural form, with traces of ancient times.

Imagine you are an artist who brings the ancient Sphinx back to life! You can use any colors you like.

What would you make the Sphinx look like?






Your task is to practice your writing and learn new words related to Egypt.

In ancient Egypt, a god was seen as a supernatural being with special powers. These powers could include protecting people or controlling natural events like storms.

God

Sphinx

Sphinx: a large statue with the body of a lion and the head of a man or pharaoh. The Egyptians placed sphinxes near temples.



## 7. EGYPTIAN ART AND FASHION

This is Egyptian art and fashion.

Long ago, in hot, sunny Egypt, there lived pharaohs, queens, and people who loved beauty. Everything they made was decorated: the walls of their houses, jugs, temples, and even... their clothes!

The Egyptians wore light white linen tunics. They liked this type of clothing the most. But the most important thing is jewelry! They believed that necklaces, bracelets, and belts brought good luck, protected them from evil, and even gave them strength. Imagine: each piece of jewelry had its own secret!



The pharaohs wore large, colorful breastplates called pectorals. These breastplates were decorated with gold, stones, and magical signs. Queens, like Cleopatra, wore dresses with special patterns. This made it easy for everyone to see that they were looking at a real ruler.

For the Egyptians, art was not only beautiful; it was important. It told stories about gods, animals, stars, and even about life after death. That's why they did everything with love, care, and imagination.

Now it's your turn to try making your own Egyptian artwork!



Imagine that you are a royal fashion designer for Cleopatra herself!

👗 Look at the outline of the dress and create your own unique pattern!


◆ Draw mysterious signs, zigzags, lotuses, feathers, or the sun of Ra.

🖌️ Tip:

The queen's real dress had secret symbols. Create your own!



Your mission is to help the pharaoh look worthy of the royal title.

 Pick your colors and start creating jewelry: gems, images of gods, ornaments.

◆ Draw, color, and decorate to make the pharaoh look powerful and solemn!

 Tip:


The brighter the clothes, the greater the pharaoh's power in the eyes of the people!



## Cleopatra's Magic Necklace


Lilou the cat explores an ancient Egyptian temple and finds a necklace that was lost a long time ago.

"What kind of magic is this? It's a necklace... and it sparkles!"



The cat Lilou puts on the necklace and feels its power.

Lilou hears noises and sees a little monkey stuck on a tall column. Lilou uses her new power to climb the column and save the monkey.



"Thank you, Lilou!  
You are so brave!"



Lilu promises to use the necklace for good

"This necklace is very powerful,  
but I will use it for good!"



"Now I am a  
guardian of  
good with a  
magic  
necklace!"



Your task is to practice your writing and learn new words related to Egypt.

In ancient Egypt, a dress was a light piece of clothing that was usually made of linen. Both men and women wore dresses. Dresses were simple, but they were often decorated with embroidery or other decorative elements.

An amulet is a small object that is worn to protect against evil or for good luck.

Dress

Amulet




## 8. YOUR OWN SCROL

### What is papyrus?


A long time ago, when there were no notebooks or books, people in Egypt wrote on a plant! It was called papyrus.

Papyrus grew near the Nile River. It was tall, green, and similar to a reed. The Egyptians cut the stems into strips, soaked them in water, and then laid them out crosswise and pressed them together. This way, they made strong sheets. You can write on them with a brush or an ink stick!

### What was papyrus used for?

 Important documents, letters, and even fairy tales were written on papyrus.

Sometimes it was rolled up and put into scrolls. These were long sheets that were kept in temples.

 Even priests wrote magic spells on papyrus!



😲 Interesting facts:

One scroll of papyrus could be longer than a giraffe!

Papyrus is the ancestor of modern paper.

The Egyptians valued it so much that they sold it to other countries.

Do you want to make your own papyrus and write a story on it? 🐾 Lilu is ready to show you how!





## The process of making papyrus was as follows

1. They cut the stems of reeds:

The Egyptians cut papyrus stalks that could reach heights of up to 16 feet.



2. They cut them into strips:

The stems were cut into thin strips.




3. Soaked in water: The strips were soaked in water to make them softer.



4. Spread on a stone: The strips were then placed on a flat surface (usually a stone or a special press) and pressed together.




5. Drying: Then, the paper was dried in the sun.



Papyrus was made from the stems of reeds, not the reeds themselves. This made for a strong and flexible writing material.

If you can find a papyrus plant that grows near water, you and your parents can try to make real papyrus, just like in ancient Egypt. You could also try replacing it with strips of ordinary paper.

Lilou is holding a big old scroll. But it's still empty – just for you!

 Draw or write your first story inside. It can be an adventure, a joke, a made-up story, or about yourself.





Your task is to practice your writing and learn new words related to Egypt.

A scroll is an old kind of paper made from the papyrus plant. People could roll scrolls up. Important texts, stories, or laws were written on scrolls.

Scroll

Priests



Priests were people who served the gods in ancient Egypt. They helped lead religious ceremonies, took care of temples, and performed important rituals.

## 9. TEST YOURSELF

Here's a fun quiz: "Have you ever been to Egypt?"

1. What was the name of the great river near which the Egyptians lived?

- a) The Danube
- b) Nile
- c) Amazon

2. Who ruled ancient Egypt?

- a) The president
- b) Pharaoh
- c) Knight

3. What was papyrus made of?

- a) From the stems of the plant.
- b) Made from animal skin.
- c) This is made of glass.

4. Which animal was highly respected by the Egyptians?

- a) The cat
- b) The dog
- c) The parrot

5. What was the name of the large stone building for Pharaoh after his death?

- a) A fortress
- b) Pyramid
- v) Tower

6. What were the names of the ancient Egyptian writers?

- a) Painters
- b) Writers
- c) Teachers

7. What did the Egyptians use to write on papyrus?

- a) Use a pencil.
- b) Marker
- c) With a brush

8. What is the name of the large statue with the body of a lion and the head of a man near the pyramids at Giza?

- a) Griffin
- b) Sphinx
- c) Temple

9. What did the ancient Egyptians write with?

- a) Cuneiform
- b) Hieroglyphs
- c) With letters.

10. Who was the main god in ancient Egypt?

- a) Osiris
- b) Ra
- c) Anubis

11. Which Egyptian pharaoh was known for his youth when he became ruler?

- a) Ramses II
- b) Tutankhamun
- c) Khufu

12. What did the Egyptians consider a symbol of eternity and power?

- a) The scarab
- b) Crocodile
- b) Snake

The task is to: Find the mistakes!

The pictures show the history of Egypt's suffering. But something is wrong with them.

🔍 Look for 8 mistakes!

2



1



3



5



God Anubis



## Answers.

### 1. Quiz: "Have you ever been to Egypt?"

1. b) Nile
2. b) Pharaoh
3. a) From the stems of the plant
4. a) The cat
5. b) Pyramid
6. b) Writers
7. c) With a brush
8. b) Sphinx
9. b) Hieroglyphs
10. b) Ra
11. b) Tutankhamun
12. a) The scarab

2. You have practiced - find the mistake.

Here are the explanations with the correct answers for the "Find the Mistakes!" clues in the picture search activity:

#### 1. Pharaoh with modern glasses

Error: The pharaoh is wearing stylish sunglasses instead of the traditional Egyptian headdress. This is a humorous element because pharaohs in ancient Egypt had very specific headdresses, and glasses have appeared in our time.

2. A pyramid with an elevator

Error: The image shows a pyramid with an elevator or door inside. This is not plausible, as the pyramids in ancient Egypt were built without any modern elements such as elevators or doors.

3. Egyptian cat with cell phone

Error: The Egyptian cat in the image is holding a smartphone. Cell phones did not exist in ancient Egypt, so this element is not accurate.

4. Sculptures of Gods with Headphones

Error: Statues of Egyptian gods have headphones, which is a modern element. In ancient Egypt, the gods were depicted in traditional images, without headphones, which appeared only in our time.

5. Egyptian priests in shorts and T-shirts

Error: Egyptian priests are dressed in modern clothes - shorts and T-shirts - instead of traditional Egyptian garb. In ancient Egypt, priests wore special robes, often made of white cloth.

6. An Egyptian longboat with sails like a modern boat.

Error: The Egyptian barkas (boat) has been replaced by a modern boat with sails. In ancient Egypt, boats looked very different and did not have these modern elements.

7. Anubis with a baseball cap

Error: The god Anubis is wearing a baseball cap, which is a modern element that has nothing to do with ancient Egyptian deities. Anubis was depicted with a traditional headdress.

8. Egyptian stallion on roller skates

Error: The stallion wears roller skates instead of traditional hooves. This is a modern element that was never used in ancient Egypt.

These mistakes should make children realize the difference between ancient Egyptian cultural elements and modern items. The challenge is to find these "incompatible" details and realize that things were different in history!


Thank you for choosing our book!

We really appreciate your opinion! Your feedback helps us to become better and allows other parents to find useful and interesting books for their children. If you enjoyed this book, please leave a review on Amazon. It only takes a few minutes, but it makes a huge difference to us.



Don't stop with just one book!  
Check out our other books on  
Ancient China, Rome, Greece,  
and more!

Our collection of books is growing  
and we look forward to continuing  
the journey into the world of  
ancient civilizations with you!



How to leave a review:

1. Go to the product page on Amazon.
2. Scroll to the reviews section.
3. Click the “Write a Review” button and share your experience.

We hope your child has gained a  
lot of joy and knowledge with this  
book. We look forward to your  
feedback and to continuing our  
journey into the world of  
ancient civilizations together!

